

DUTCH BIRDING

VOLUME 36 • NO 2 • 2014



Dutch Birding



Internationaal tijdschrift over
Palearctische vogels

REDACTIE

Dutch Birding
Duinlustparkweg 98A
2082 EG Santpoort-Zuid
Nederland
editors@dutchbirding.nl

FOTOREDACTIE

Dutch Birding
p/a René Pop
Postbus 31
1790 AA Den Burg-Texel
Nederland
rene.pop@dutchbirding.nl

ABONNEMENTENADMINISTRATIE

Maartje Doorn
Dutch Birding Association
Postbus 75611
1070 AP Amsterdam
Nederland
circulation@dutchbirding.nl

WWW.DUTCHBIRDING.NL

webredactie@dutchbirding.nl

BESTUUR

Dutch Birding Association
Postbus 75611
1070 AP Amsterdam
Nederland
dba@dutchbirding.nl

COMMISSIE DWAALGASTEN

NEDERLANDSE AVIFAUNA
CDNA
Duinlustparkweg 98A
2082 EG Santpoort-Zuid
Nederland
cdna@dutchbirding.nl

COMMISSIE SYSTEMATIEK

NEDERLANDSE AVIFAUNA
CSNA, p/a George Sangster
csna@dutchbirding.nl

INSPREEKLIJN
010-4281212

INTERNET
www.dutchbirding.nl

Dutch Birding

HOOFDREDACTEUR Arnoud van den Berg (023-5378024, arnoud.van.den.berg@dutchbirding.nl)

ADJUNCT HOOFDREDACTEUR Enno Ebels (030-2961335, enno.ebels@dutchbirding.nl)

UITVOEREND REDACTEUR André van Loon (020-6997585, andre.van.loon@dutchbirding.nl)

FOTOGRAFISCH REDACTEUR René Pop (0222-316801, rene.pop@dutchbirding.nl)

REDACTIERAAD Peter Adriaens, Sander Bot, Ferdy Hieselara, Gert Ottens, Roy Slaterus, Roland van der Vliet en Rik Winters

REDACTIE-ADVIESRAAD Peter Barthel, Mark Constantine, Andrea Corso, Dick Forsman, Ricard Gutiérrez, Killian Mullarney, Klaus Malling Olsen, Magnus Robb, Hadoram Shirihai en Lars Svensson

REDACTIEMEDEWERKERS Max Berlijn, Harvey van Diek, Nils van Duivendijk, Steve Geelhoed, Marcel Haas, Jan van der Laan, Hans van der Meulen, Kees Roselaar, Vincent van der Spek, Jan Hein van Steenis, Pieter van Veelen en Peter de Vries

LAY-OUT André van Loon

PRODUCTIE André van Loon en René Pop

ADVERTENTIES Debby Doodeman, p/a Dutch Birding, Postbus 75611, 1070 AP Amsterdam
advertising@dutchbirding.nl

ABONNEMENTEN De abonnementsprijs voor 2014 bedraagt: EUR 39.50 (Nederland en België), EUR 40.00 (rest van Europa) en EUR 43.00 (landen buiten Europa). Abonnees in Nederland ontvangen ook het dvd-jaaroverzicht.

U kunt zich abonneren door het overmaken van de abonnementsprijs op girorekening 01 50 697 (Nederland), girorekening 000 1592468 19 (België) of bankrekening 54 93 30 348 van ABN•AMRO (Castricum), o.v.v. 'abonnement Dutch Birding'. Alle rekeningen zijn ten name van de Dutch Birding Association. Het abonnement gaat in na ontvangst van de betaling.

Dutch Birding is een tweemaandelijks tijdschrift. Het publiceert originele artikelen en mededelingen over morfologie, systematiek, voorkomen en verspreiding van vogels in de Benelux, Europa en elders in het Palearctische gebied. Het publiceert tevens bijdragen over vogels in het Aziatisch-Pacifische gebied en andere gebieden.

Voor taxonomie, volgorde en naamgeving van vogels in Dutch Birding worden de volgende overzichten aangehouden: *Dutch Birding-vogelnamen* door A B van den Berg (2008, Amsterdam; online update 2014, www.dutchbirding.nl/page.php?page_id=228) (taxonomie en wetenschappelijke, Nederlandse en Engelse namen van West-Palearctische vogels); *The Howard and Moore complete checklist of the birds of the world* (derde editie, door E C Dickinson (redactie) 2003; vierde editie, deel 1, door E C Dickinson & J V Remsen Jr (redactie) 2013) (taxonomie en wetenschappelijke namen van overige vogels van de wereld); en *IOC world bird names 4.1* door F Gill & D Donsker (2014, www.worldbirdnames.org) (Engelse en Nederlandse namen van overige vogels in de wereld; Nederlandse namen door P Vercruisje en A J van Loon).

Voor (de voorbereiding van) bijzondere publicaties op het gebied van determinatie en/of taxonomie kan het Dutch Birding-fonds aan auteurs een financiële bijdrage leveren (zie Dutch Birding 24: 125, 2001, en www.dutchbirding.nl onder 'Tijdschrift').

www.dutchbirding.nl

WEBREDACTIE Garry Bakker, Gijsbert van der Bent, Wietze Janse en Ben Wielstra. **FOTOREDACTIE** Menno van Duijn. **GELUIDENREDACTIE** Kasper Hendriks **WEBMASTERS** Albert van den Ende en Jeroen van Vianen (DBAlerts).

Dutch Birding Association

BESTUUR Arjan van Egmond (voorzitter, 071-4010656; 06-21585788), Rob Gordijn, Thierry Jansen, Toy Janssen, Kees de Vries (penningmeester) en Han Zevenhuizen (secretaris); tevens is de redactie van Dutch Birding met een zetel vertegenwoordigd. **BESTUURSMEDEWERKERS** Jurriën van Deijk, Debby Doodeman, Maartje Doorn, Thomas van der Es, Wietze Janse (Dutch Bird Alerts), Arnold Meijer, Marc Plomp, Henk van Rijswijk, Pieter van Veelen, Jeroen van Vianen, Ruben Vlot en Steven Wytema.

Commissie Dwaalgasten Nederlandse Avifauna (CDNA)

LEDEN Rob van Bemmelen, Nils van Duivendijk (voorzitter), Dick Groenendijk, Arjan Ovaa, Willem van Rijswijk, Roy Slaterus, Arend Wassink en Rik Winters. **MEDEWERKER** Marcel Haas (archivaris). De CDNA is een commissie van de Dutch Birding Association en de Nederlandse Ornithologische Unie.

Commissie Systematiek Nederlandse Avifauna (CSNA)

LEDEN Arnoud van den Berg, André van Loon, Kees Roselaar en George Sangster (secretaris). De CSNA is een commissie van de Dutch Birding Association en de Nederlandse Ornithologische Unie.

© 2014 Stichting Dutch Birding Association. Het copyright van de foto's en tekeningen blijft bij de fotografen en tekenaars. ISSN 0167-2878.

Drukkerij robstolk®, Mauritskade 55, 1092 AD Amsterdam, Nederland, www.robstolk.nl

Dutch Birding

CHIEF EDITOR Arnoud van den Berg (+31-235378024, arnoud.van.den.berg@dutchbirding.nl)

DEPUTY CHIEF EDITOR Enno Ebels (+31-302961335, enno.ebels@dutchbirding.nl)

EXECUTIVE EDITOR André van Loon (+31-206997585, andre.van.loon@dutchbirding.nl)

PHOTOGRAPHIC EDITOR René Pop (+31-222316801, rene.pop@dutchbirding.nl)

EDITORIAL BOARD Peter Adriaens, Sander Bot, Ferdy Hieselaar, Gert Ottens, Roy Slaterus, Roland van der Vliet and Rik Winters

EDITORIAL ADVISORY BOARD Peter Barthel, Mark Constantine, Andrea Corso, Dick Forsman, Ricard Gutiérrez, Killian Mullarney, Klaus Malling Olsen, Magnus Robb, Hadoram Shirihai and Lars Svensson

EDITORIAL ASSISTANTS Max Berlijn, Harvey van Diek, Nils van Duivendijk, Steve Geelhoed, Marcel Haas, Jan van der Laan, Hans van der Meulen, Kees Roselaar, Vincent van der Spek, Jan Hein van Steenis, Pieter van Veelen and Peter de Vries

LAY-OUT André van Loon

PRODUCTION André van Loon and René Pop

ADVERTISING Debby Doodeman, c/o Dutch Birding, Postbus 75611, 1070 AP Amsterdam
advertising@dutchbirding.nl

SUBSCRIPTIONS The subscription rate for 2014 is: EUR 39.50 (Netherlands and Belgium), EUR 40.00 (Europe) and EUR 43.00 (countries outside Europe). Subscribers in the Netherlands also receive the DVD year review.

Subscribers in Belgium, Denmark, Finland, Germany, Norway and Sweden are kindly requested to pay the subscription fee to our local bank accounts in these countries. Details can be found on the internet (www.dutchbirding.nl).

British subscribers are requested to pay exclusively by Sterling cheque. Cheques should be sent to Dutch Birding, Postbus 75611, 1070 AP Amsterdam, Netherlands. Subscribers in other countries can make their payment by credit card (Access, Eurocard, MasterCard or Visa). Please send an e-mail indicating your credit card type, account number, the expiry date and full address details to circulation@dutchbirding.nl. The subscription starts upon receipt of payment and already published issues will be sent.

Dutch Birding is a bimonthly journal. It publishes original papers and notes on morphology, systematics, occurrence and distribution of birds in the Benelux, Europe and elsewhere in the Palearctic region. It also publishes contributions on birds in the Asian-Pacific region and other regions.

For taxonomy, sequence and nomenclature of birds in Dutch Birding the following lists are used: *Dutch Birding bird names* by A B van den Berg (2008, Amsterdam; online update 2014, www.dutchbirding.nl/page.php?page_id=229) (taxonomy and scientific, Dutch and English names of Western Palearctic birds); *The Howard and Moore complete checklist of the birds of the world* (third edition, by E C Dickinson (editor) 2003; fourth edition, volume 1, by E C Dickinson & J V Remsen Jr (editors) 2013) (taxonomy and scientific names of remaining birds of the world); and *IOC world bird names 4.1* by F Gill & D Donsker (2014, www.worldbirdnames.org) (English and Dutch names of remaining birds of the world; Dutch names by P Verccrujisse and A J van Loon).

For (preparation of) special publications regarding identification and/or taxonomy, the Dutch Birding Fund can offer financial support to authors (see Dutch Birding 24: 125, 2001, and www.dutchbirding.nl under 'Journal').

www.dutchbirding.nl

WEB EDITORS Garry Bakker, Gijsbert van der Bent, Wietze Janse and Ben Wielstra.

PHOTOGRAPHIC EDITORS Menno van Duijn. **SOUNDS EDITOR** Kasper Hendriks **WEBMASTERS** Albert van den Ende and Jeroen van Vianen (DBAlerts).

Dutch Birding Association

BOARD Arjan van Egmond (president, +31-714010656; +31-621585788), Rob Gordijn, Thierry Jansen, Toy Janssen, Kees de Vries (treasurer) and Han Zevenhuizen (secretary); the editors of Dutch Birding also have one seat in the board. **BOARD ASSISTANTS** Jurriën van Deijk, Debby Doodeman, Maartje Doorn, Thomas van der Es, Wietze Janse (Dutch Bird Alerts), Arnold Meijer, Marc Plomp, Henk van Rijswijk, Pieter van Veelen, Jeroen van Vianen, Ruben Vlot and Steven Wytema.

Dutch rarities committee (CDNA)

MEMBERS Rob van Bemmelen, Nils van Duivendijk (president), Dick Groenendijk, Arjan Ova, Willem van Rijswijk, Roy Slaterus, Arend Wassink and Rik Winters. **ASSISTANT** Marcel Haas (archivist). The CDNA is a committee of the Dutch Birding Association and the Netherlands Ornithologists' Union.

Dutch committee for avian systematics (CSNA)

MEMBERS Arnoud van den Berg, André van Loon, Kees Roselaar and George Sangster (secretary). The CSNA is a committee of the Dutch Birding Association and the Netherlands Ornithologists' Union.

© 2014 Stichting Dutch Birding Association. The copyright of the photographs and drawings remains with the photographers and artists. ISSN 0167-2878.

Printed by drukkerij robstolk®, Mauritskade 55, 1092 AD Amsterdam, Netherlands, www.robstolk.nl

Dutch Birding



*International journal on
Palearctic birds*

EDITORS

Dutch Birding
Duinlustparkweg 98A
2082 EG Santpoort-Zuid
Netherlands
editors@dutchbirding.nl

PHOTOGRAPHIC EDITOR

Dutch Birding
c/o René Pop
Postbus 31
1790 AA Den Burg-Texel
Netherlands
rene.pop@dutchbirding.nl

SUBSCRIPTION ADMINISTRATION

Maartje Doorn
Dutch Birding Association
Postbus 75611
1070 AP Amsterdam
Netherlands
circulation@dutchbirding.nl

WWW.DUTCHBIRDING.NL
webredactie@dutchbirding.nl

BOARD

Dutch Birding Association
Postbus 75611
1070 AP Amsterdam
Netherlands
dba@dutchbirding.nl

DUTCH RARITIES COMMITTEE

CDNA
Duinlustparkweg 98A
2082 EG Santpoort-Zuid
Netherlands
cdna@dutchbirding.nl

DUTCH COMMITTEE FOR

AVIAN SYSTEMATICS
CSNA, c/o George Sangster
csna@dutchbirding.nl

INTERNET

www.dutchbirding.nl



Artikelen / papers

DBA-nieuws

WP reports

Recente meldingen / recent reports

DBActueel

Voorplaat / front cover

- 73 Red-breasted Goose: satellite tracking, ecology and conservation *Pavel Simeonov, Meenakshi Nagendran, Ed Michels, Earl Possardt & Didier Vangeluwe*
- 87 Flight call identification of Rock Pipit and Water Pipit *Thijs P M Fijen*
- 96 Are '*rubrifasciata*' crossbills of hybrid origin? *C S (Kees) Roselaar*
- 108 Grote Geelpootruiters in Hilversumse Bovenmeent in mei-juni 2004 en op Noord-Beveland in oktober 2010-mei 2012 [GREATER YELLOWLEGS AT HILVERSUMSE BOVENMEENT IN MAY-JUNE 2004 AND ON NOORD-BEVELAND IN OCTOBER 2010-MAY 2012] *Enno B Ebels, Mark Hoekstein & E H (Bert) Logtmeijer*
- 114 Birds of Kazakhstan: new and interesting data, part 5 *Arend Wassink*
- 120 Rare waders on Aruba: Buff-breasted Sandpipers in October 2010 and 2011 and Upland Sandpiper in October 2011 *Emile M E Dirks*
- 121 Nieuwe en vertrekkende bestuursmedewerkers
- 122 Late January to mid-March 2014 *Arnoud B van den Berg & Marcel Haas*
- 130 Januari-februari 2014 *Roy Slaterus, Vincent van der Spek & Martijn Renders*
- 140 Frank Rozendaal (1957-2013); Cock Reijnders (1956-2014); DNA-analyse bevestigt nieuwe Siberische Braamsluiers [BLYTH'S LESSER WHITETHROATS]
- Trocazduif / Trocaz Pigeon *Columba trocaz*, Madeira, 29 juli 2013 (*Benjamin Steffen*)

Red-breasted Goose: satellite tracking, ecology and conservation

Pavel Simeonov, Meenakshi Nagendran, Ed Michels, Earl Possardt & Didier Vangeluwe

Red-breasted Goose *Branta ruficollis* is one of the least studied and strongly threatened goose species in the world. It is currently classified as 'Globally endangered' by the IUCN and as 'Threatened' by BirdLife International and is in Appendix I of CITES Convention (BirdLife International 2014). The species breeds in the Arctic tundra of the Taimyr, Gydan and Yamal peninsulas of Russia (Hunter 2005; plate 98). Although a less northerly breeder than the other *Branta* geese nesting in Siberia (Dark-bellied Brent Goose *B bernicla*, Black Brant *B nigricans* and Barnacle Goose *B leucopsis*), Red-breasted must also await ice melting before it can start nesting and completes the breeding cycle in little over 100 days (Kokorev 1989). The chief peculiarity of the species' ecology is the fact that it shares its nesting territories with birds of prey such as Rough-legged Buzzard *Buteo lagopus* and Tundra Peregrine

Falcon *Falco peregrinus calidus*. The geese establish their breeding colonies (up to 35 nests) close (a few meters to a few 10s of meters) to the predator's nest, relying on the ability of the predator to first detect and then scare off Polar Foxes *Alopex lagopus* looking for incubating waterfowl and waders and their eggs (Kokorev 1995, Kokorev & Quinn 1999, Quinn et al 2003, Rozenfeld et al 2012a).

This paper describes conservation efforts and documents and analyses the first results of satellite tracking of a small number of individuals, which helps to better understand the movements of the species and possible threats during migration and wintering periods.

Population size and movements

The size of the world population is subject to debate. Monitoring is restricted by the low density of

98 Red-breasted Geese / Roodhalsganzen *Branta ruficollis*, female with two-days old goslings, Taimyr peninsula, Siberia, Russia, 17 July 2013 (Didier Vangeluwe/IRSNB)



observers along the migration routes and in significant parts of the wintering area. The remoteness of the breeding area also makes it very challenging to survey breeding sites for population estimates. The population is nevertheless highly restricted in size compared with other Eurasian arctic geese species, with the notable exception of Lesser White-fronted Goose *Anser erythropus* (Fox et al 2010). Recent fluctuations in numbers are thus difficult to interpret. Is it a true decline or variation due to the surveying effort taking into account the mobility of the geese confronted with cold spells? The good news is that an experienced team of Kazakh and Russian ornithologists has counted an estimated 150 000 Red-breasted Geese during postnuptial migration in October 2012 in northern Kazakhstan (Rozenfeld et al 2012b). A more coordinated specific winter population survey across the entire range is much needed to better understand the trend of the population.

Outside the breeding season, initially steppe habitats but nowadays mostly agricultural areas are used, not only on migration but also for wintering. In the early 1960s, it shifted wintering grounds from the south-western Caspian Sea salt steppes (mainly Kizil-Agach Zapovednik, Aggyol lake and Muggan steppe) to the Romanian and later Bulgarian Dobrodgea coastal area, where winter wheat is extensively cultivated since the 1950s (see Vangeluwe & Stassin (1991) for review of historical status). Red-breasted Geese were recorded in the Bulgarian Dobrodgea for the first time on 8 December 1961 (Michev et al 1991) and in the region of Shabla lake on 6-8 February 1964 (Donchev 1967). During the non-breeding period, flocks co-exist with Greater White-fronted Geese *A albifrons albifrons*, roosting on freshwater lakes and commuting to and from agricultural fields to feed during the day (plate 99 and 102). Previous surveys in Bulgaria have established that the area of Durankulak lake and Shabla lake are critical roosting habitats and the nearby Black Sea serves as an important alternative roost site when the lakes are frozen (plate 101). Surrounding cereal crop fields provide the main foraging habitat (Vangeluwe & Sneathlidge 1992, Vangeluwe et al 1996, Michev & Profirov 1997, Simeonov et al 1997).

Nowadays, Red-breasted Goose's main wintering grounds are primarily found in Bulgaria and Romania. Small numbers winter annually further south along the Mediterranean shores in Greece, where flocks can increase strongly following cold spells (Handrinos 1991, Handrinos & Akriotis 1997, Vangeluwe 2005). During mild winters,

large numbers may also winter in Russia and Ukraine. Figure 1 shows sites where at least 500 Red-breasted Geese were found wintering during 2002-12. Further west, Red-breasted Geese are accidentally observed along the western migration flyway of Greater White-fronted Geese. This is particularly the case in Belgium, Britain, Germany and the Netherlands, where the species is an annual visitor in small numbers. Up to several 10s per winter appear in the Netherlands, including family groups in recent years (van den Berg & Bosman 2001, Bijlsma et al 2001; www.dutch-birding.nl, www.waarneming.nl; plate 109). Individuals escaped from captivity are regularly observed in the same countries as well, and there are instances of feral breeding (Lensink et al 2013).

Bulgaria-US Red-breasted Goose project

Threats to Red-breasted Goose populations are poorly understood and the lack of systematic demographic monitoring (size of population and survival data) makes it difficult to evaluate how these threats affect population trends. Illegal hunting, spring hunting in some Russian regions and Kazakhstan, disturbance as a consequence of hunting the associated Greater White-fronted Geese, evolution of agricultural practices in Bulgaria and Romania, and wind farms are probably the most important threats (Cranswick et al 2010). The legal status of the species in its area of distribution is mostly adequate, certainly in the European Union where it is listed in annex I (highest level of protection) of the Bird Directive initially 79/409/EEC, now codified as 2009/147/EC (<http://ec.europa.eu/environment/nature/legislation/birdsdirective>).

The Bulgaria-US Red-breasted Goose project is a joint effort between Le Balkan Bulgaria Foundation and US Fish & Wildlife Service (Simeonov & Possardt 2011). It was established in 2010 with collaboration and support from the Bulgarian Ministry of Environment and Water, San Diego Zoo, Bettembourg's group of Lëtzebuenger Natur – a Vulleschutzliga, Mohamed bin Zayed Species Conservation Fund, Branta Tours Birdwatching Company, and Bed & Birding Ltd. Moreover, it is supported by numerous volunteers from Belgium, Bulgaria, the Netherlands, Romania, Russia, Ukraine and USA.

The objectives of the project are: **1** create synergy through national and international cooperation among responsible governmental institutions, conservation non-governmental organizations and stakeholders to implement priority actions identified in the Single Species Action Plan; **2** in-



99 Red-breasted Geese / Roodhalsganzen *Branta ruficollis* and Greater White-fronted Geese / Kolganzen *Anser albifrons*, Durankulak, Dobrudja region, Bulgaria, 5 February 2011 (*Tatyana Simeonova/Bed & Birding*) **100** Red-breasted Geese / Roodhalsganzen *Branta ruficollis*, Shabla, Bulgaria, 12 February 2013 (*Pavel Simeonov/redbreastedgoose.org*) **101** Red-breasted Geese / Roodhalsganzen *Branta ruficollis* and Greater White-fronted Geese / Kolganzen *Anser albifrons*, Black Sea coast, Shabla, Bulgaria, 14 February 2013 (*Mladen Vasilev/Bed & Birding*). Birds roost at sea during periods when lakes are frozen.

crease scientific knowledge of the movements and behaviour on the wintering grounds and migration routes; **3** identify threats and investigate feeding ecology at stopover sites; **4** facilitate agreements with large cooperatives, agricultural companies and farmers in the coastal Dobrodgea region to implement agri-environmental measures suitable for foraging geese; **5** raise public awareness to promote conservation action; and **6** create a 'Friends of Red-breasted Goose Conservation Network' along the entire flyway that brings conservationists together to share information and help to recover the world population. These objectives reflect and complement the ones outlined in the Red-breasted Goose Species Action Plan

(Cranswick et al 2010). Moreover, we think that nature conservation and development of the local economy are intimately linked and therefore we emphasize development of ecotourism in Dobrodgea by developing ecobirding companies such as Branta Tours Wildlife and Birdwatching Company in Durankulak, which are ready to provide services to accommodate tourists.

Satellite tracking

We developed a programme to deploy GPS satellite transmitters on Red-breasted Geese caught on the wintering grounds and to make the results available to the public on the website www.redbreastedgoose.org. To trap and tag Red-



102 Red-breasted Geese / Roodhalsganzen *Branta ruficollis* and Greater White-fronted Geese / Kolganzen *Anser albifrons*, Durankulak, Dobrudja region, Bulgaria, 24 January 2012 (Tatyana Simeonova/Bed & Birding). Typical mixed flock. **103** Red-breasted Geese / Roodhalsganzen *Branta ruficollis*, with Greater White-fronted Geese / Kolganzen *Anser albifrons*, Durankulak, Dobrudja region, Bulgaria, 9 February 2012 (Pavel Simeonov)





FIGURE 1 Sites where at least 500 Red-breasted Geese *Branta ruficollis* were found wintering during 2002-12 (© 2013 Google)

breasted Geese, we used the ancient South Asian/Indian bird trapping technique of foot-nooses. This trapping technique is extremely portable from one trapping site to another, is highly adaptable to many different field conditions and does not scare the feeding geese both on the capture sites and surroundings. Solar powered Argos/GPS PTT (Platform Transmitter Terminal, by Microwave Telemetry Inc, Columbia, Maryland, USA) were attached on the birds as backpacks, with Teflon coated ribbons.

Spring 2012

In February 2012, we deployed one 20 g PTT and two 30 g PTTs on three Red-breasted Geese on their wintering grounds in Durankulak and Shabla, Bulgaria, to follow their spring migration routes to the Russian tundra. Two of these could only be tracked for a handful of days due to transmitter problems or birds dying (with the transmitter becoming buried). The third, named 'Teddy' (plate 104) after former US President Theodore Roosevelt (1858-1919, an avid birder himself), provided valuable location data and generated strong attention and excitement among the conservation community and the public (Simeonov & Possardt 2012). Along Teddy's route were 10 very important stopover locations (figure 2).

When Teddy entered Kazakhstan, we hoped that nothing would happen to him because of legal spring hunting there. His luck ran out on 15 May when he encountered hunters just before he exited the country. There appear to be good hunting regulations at locations along the flyway but if

these important stopover sites where 1000s of birds rest during migration are regularly being hunted this stresses the need that hunter education and hunting regulations are implemented.

Spring 2013

In February 2013, another three Red-breasted Geese were captured with foot-nooses in Durankulak and fitted with 30 g PTTs: 'Teddy II' (captured 14 February), 'Pavel Patev' (captured 15 February), and 'Aldo Leopold' (captured 21 February). All three were males, Aldo Leopold and Pavel Patev being adults and Teddy II being in its second

104 Red-breasted Goose / Roodhalsgans *Branta ruficollis* Durankulak, Dobrudja region, Bulgaria, 18 February 2012 (Tatyana Simeonova/Bed & Birding). 'Teddy' fitted with satellite transmitter.



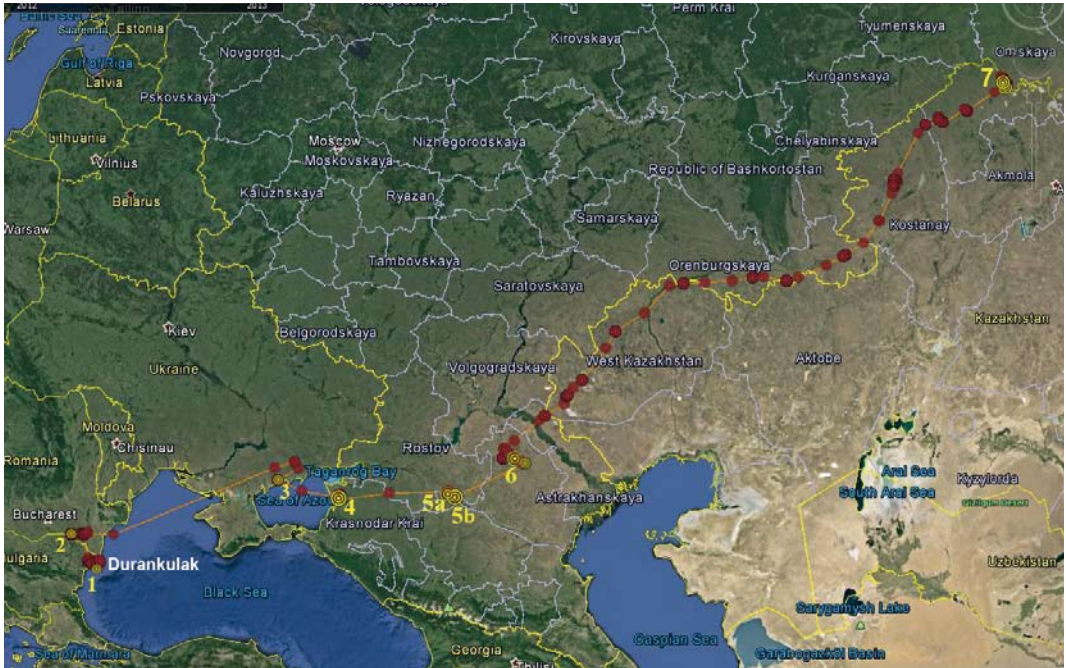


FIGURE 2 Map showing stopover sites (numbered yellow dots) during 2012 spring migration of Red-breasted Goose *Branta ruficollis* 'Teddy'. Red dots mark other received signals during migration. (© 2013 Google)

105 Red-breasted Geese / Roodhalsganzen *Branta ruficollis*, male (left) and female, Taimyr peninsula, Siberia, Russia, 17 July 2013 (Didier Vangeluwe/IRSNB)





FIGURE 3 Map showing 2013 spring migration of three Red-breasted Geese *Branta ruficollis* (yellow line 'Aldo Leopold'; orange line 'Pavel Patev'; white line 'Teddy II'). Aldo Leopold was the first Red-breasted Goose carrying a transmitter to successfully reach its arctic breeding grounds. (© 2013 Google, © 2013 Mapabc.com, © 2013 TerraMetrics, © 2013 CNES/Spot Image)

calendar-year. The results of this first tracking season were published online in Simeonov et al (2013).

Aldo Leopold was named in honour of the father of wildlife conservation of the USA (Aldo Leopold, 1887-1948). This bird left Bulgaria the same day it was released, 21 February. It first went to the Danube delta, Romania, and then visited the Kumo-Manych depression, Russia, where it stayed for three weeks exploring the same staging places as Teddy in 2012. But contrary to Teddy, he did not stop *en route* at Hanskoe lake, on the eastern shore of Sea of Azov, Russia. From Manytch, Aldo Leopold flew to Kazakhstan. He crossed the Kazakhstan-Russian border on 26 May at 00:01 and, in only 24 h, covered the huge distance of 1822 km without any stops, reaching the Yenisei gulf at 01:00 on 27 May. This incredible flight was done at an average speed of 76 km/h, reaching

100 km/h in some stretches and his flight was similar to what was observed during the satellite tracking of post-nuptial migration undertaken in 2012 (Vangeluwe et al 2012). Aldo Leopold was the first Red-breasted Goose carrying a transmitter to successfully reach its arctic breeding grounds (figure 3).

The second tracked goose was named after Pavel Patev (1889-1950), doyen of Bulgarian ornithology and author of *The birds of Bulgaria* (1950), first leader of the Bulgarian Ringing Center established in 1928 and a member of the National Union for Nature Protection founded in the same year. On its journey, goose Pavel Patev was seen, photographed and observed by different Bulgarian, Romanian and Ukrainian ornithologists, bird-watchers and photographers. In the Danube delta, he was observed foraging in the cereal crop fields adjacent to the northern shore of Sinoe lake,

Romania. Ukrainian colleagues also found him refueling near the village Novodmitrovka, Ukraine, located in the northern part of the Crimea. According to their observations, Patev's flock was composed of 176 Red-breasted Geese. Interestingly, Pavel Patev did not stop at Kumo-Manych, Russia, the traditional stopover site in Kalmykia, but stayed in the Sarpa lakes, Russia, and then spent one month, like Aldo, in northern Kazakhstan in the same area where Teddy had been shot in the previous year; northern Kazakhstan appears to be a very important spring migration refueling place along the entire Red-breasted Goose flyway. Pavel Patev reached Taimyr, Russia, on 6 June 2013, 10 days later than Aldo. Aldo Leopold and Pavel Patev were most probably breeding in western Taimyr, north of Norilsk, during July-August 2013. Pavel Patev frequently visited Purinskoye lake, which is a well-known breeding and moulting site for Red-breasted Goose, c 120 km east of Aldo Leopold's supposed breeding location.

Teddy II arrived on the tundra one month later than Aldo Leopold and 20 days later than Pavel Patev. On 24 June 2013, he reached the Yuribey area in the Yamal Peninsula, a well-known breeding site for Red-breasted Geese (Kostin & Mooij

1995, Paskhalny et al 1995, Syroechkovski 1995). Teddy II appeared to follow a different flight path compared with the two other tagged birds, flying further west from the known traditional migratory route. As a second calendar-year bird, it would not yet be breeding this summer.

Autumn 2013 and winter 2013/14

Between August and November, Pavel Patev and Aldo Leopold were on migration, stopping over at numerous locations but primarily at a couple of important places (based on time they spent there). On 26 August 2013, Aldo Leopold left his arctic breeding grounds. At midnight on 28 August, he stopped to refuel at the Yarotose river (Yaroto lake), c 350 km south of his summering area (figure 4). Once on the wintering grounds, he left Manich east of the Sea of Azov in Kalmykia, Russia, on 16 December 2013 and flew directly to the Crimea without any stops. He chose to stay at the bottom end of Arabatsky kosa, part of Sivash National Park, another staging location c 30 km north from where Pavel Patev stayed. The location of Aldo Leopold from January 2014 showed that he was moving back to Kerch, certainly due to changing weather. On 1 February, despite very low winter

106 Red-breasted Goose / Roodhalsgans *Branta ruficollis*, male, Gydan peninsula, Siberia, Russia, 10 July 2012
(Didier Vangeluwe/IRSNB)



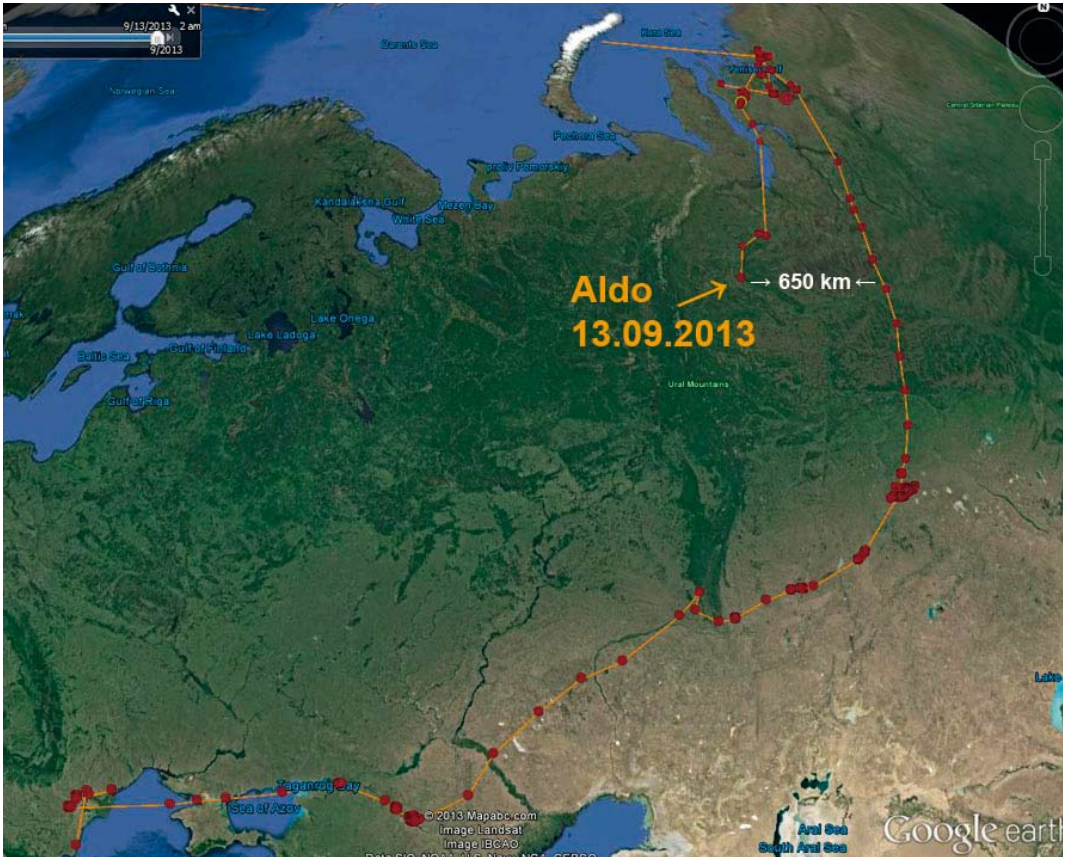


FIGURE 4 Map showing 2013 autumn migration of Red-breasted Goose *Branta ruficollis* 'Aldo Leopold' (© 2013 Mapabc.com)

temperatures, he was still on the site, which indicates that his location serves as a wintering ground rather than a stopover site (figure 6). Pavel Patev left Manich on 13 December 2013. After a two-day stopover at Hanskoe lake (where Teddy spent two weeks in spring 2012), he moved west and arrived in the south-eastern part of the Crimea (just a few hours before the arrival of Aldo Leopold), in a wetland area just east of Feodosia with steppe lakes and the main waste water treatment lagoon for the town. On 29 December, he departed from his last known stopover location in the Crimea, presumably on his way to Durankulak, and the last signal was from 30 December. Teddy II has been off the radar since 21 October 2013. In February 2014, a Russian woman informed us by e-mail that her husband had found a dead Red-breasted Goose with a broken wing and injuries in the neck wearing Teddy II's transmitter and rings

in Orenburg oblast, Svetlinsky district, Russia (near the Kazakhstan border). The finder buried Teddy II. The likely cause death was hunting based on the injuries and the fact that shooting hunters were present in the area shortly before the bird was found. Any predator would have consumed most of the body and left little but the equipment and some bones and feathers. If Teddy II was indeed hunted, two out of six transmitter-equipped birds have been killed by hunters.

In early 2014, two more birds were fitted with transmitters, 'Pizho' and 'Sir Peter Scott'.

First conclusions

The satellite tracking of Red-breasted Geese provides precise information on the timing and migratory strategy of the species. From our results, we are able to estimate the stopover duration and distance covered by birds during all migratory

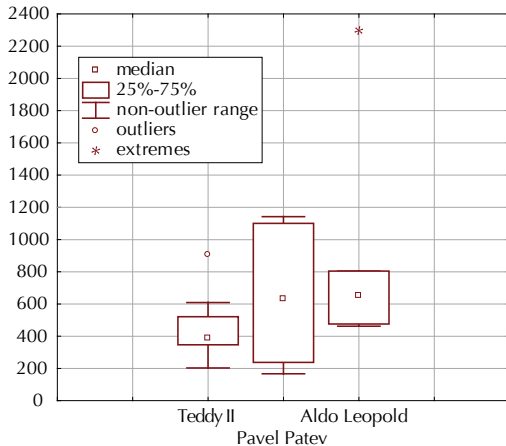


FIGURE 5 Distances covered per day during 2013 spring migration of three Red-breasted Geese *Branta ruficollis* ('Teddy II', 'Pavel Patev' and 'Aldo Leopold')

stages from wintering to breeding grounds. The average distance covered during spring migration is shown in figure 5. Teddy II had relatively (but not statistically significant) shorter distances between stopover sites. Its average distance in flights between resting stages was 400 km. Both adult geese travelled longer distances, on average over 600 km.

Some of the observations *en route* suggest that, during migration, Red-breasted Geese travel together in fairly coherent flocks. Pavel Patev was observed in Romania in the very beginning of the migration and the flock size could be determined to be c 200 individuals. The same size flock was observed in Sinoe, Romania, and in Sivash, Ukraine; on 25 December 2013, nine months after the first observation, the group was still of the same size.

Our results also indicate much larger areas of conservation importance for the species because several of the stopover sites localized by satellite tracking were identified for the first time during this study. It nevertheless remains an open question whether the stopover sites are consistent during spring and autumn migration.

The 2013-14 satellite-tagged birds have sent very valuable location data, and are helping to build upon our initial success in determining migration routes, stopover sites and threats along these pathways. As important as these data will be to guide conservation policy in range countries, this satellite study is a very effective tool in developing public awareness and building stronger na-

tional and international coalitions for responsible governmental institutions to provide the needed regulations to protect Red-breasted Geese on their wintering grounds and migration routes.

Future actions

There is much yet to be done to increase our knowledge on Red-breasted Goose ecology and threatening factors. We are optimistic that our efforts and those of many other concerned conservationists and citizens can clarify the situation and assure a safe future for the species. We also hope to contribute to collaboration among conservation groups, stakeholders and responsible governmental institutions. When conservationists and birders venture to these stopover locations and help conserve the species along the entire flyway, local communities could benefit in many ways (cf plate 107).

In the future, we plan to look at the altitude of migration, spatial distribution at stopover sites and wintering regions, in order to understand better the energy and time budgets of Red-breasted Goose and its ecology, respectively. Our plans are to be based on bigger sample size of tracked birds in the future, which definitely would require funding and collaborations with different international environmental organizations. We hope the results will lead to a more sound and efficient science-based decision to conserve this endangered species shared by so many nations.

Combining the results of our project with the results of other projects to monitor Red-breasted Geese from Taimyr, Russia, started in July 2013 with 11 transmitter-equipped individuals (www.naturalsciences.be/RBG-RBINS), will further contribute to our knowledge of migration routes and stopover and wintering areas.

Acknowledgements

Numerous volunteers and colleagues from many countries have been hugely important for the success of this project and conservation effort. The volunteers involved are from Belgium, Bulgaria, Germany, the Netherlands, Romania, Russia, Ukraine and USA, all staying and working together at Branta Birding Lodge & Conservation Center (www.birdinglodge.com). We thank the following individuals for their interest and fruitful collaboration: Yuriy Andryushchenko, Mihai Baciu, Viktor Badmaev, Marianne van den Berg, Sjaak van den Berg, James Bland, Nicu Calin, Peter Glazov, Paul Gorup, Arjen Heeres, Rob Honing, Vladimir Kazmin, Lena Lebedeva-Hoof, Tanyo Michev, Johan Mooij, Strahil Peev, Daniel Petrescu, Sonia Rozenfeld, Vasilij Sokolov, Sergej Soloviev, Hervé Teerlynck and Mladen Vasilev. Special thanks go to Pavel Zehtindjiev for his analysis of distances covered by satellite-tagged birds. We espe-



FIGURE 6 Movements during winter of 2013/14 of two Red-breasted Geese *Branta ruficollis* (white 'Aldo Leopold'; orange 'Pavel Patev') (© 2013 Google, (© 2009 GeoBasis-DE/BKG)



FIGURE 7 Movements of three Red-breasted Geese *Branta ruficollis* in 2013 (yellow line 'Teddy II'; pink line 'Pavel Patev'; red line 'Aldo Leopold'), from Durankulak lake, Bulgaria, to Siberia, Russia, and their return flight until signals stopped (© 2013 Google, © 2009 GeoBasis-DE/BKG)

cially thank the following sponsors for purchasing the satellite transmitters: Bulgaria Ministry of The Environment and Water & The Environment Protection Management Enterprise in Sofia, US Fish & Wildlife Service – Division of International Conservation and Division of Migratory Birds, San Diego Zoo, and the Mohamed bin

Zayed Species Conservation Fund. Finally, special thanks go to Tatyana Simeonova, owner and manager of Branta Tours Birdwatching Company (www.branta-tours.com), for her enthusiastic encouragement, good advice and superb company at the Branta Birding Lodge & Conservation centre in Durankulak.



107 Red-breasted Geese / Roodhalsganzen *Branta ruficollis* and Greater White-fronted Geese / Kolganzen *Anser albifrons*, Branta Birding Lodge, Durankulak, Dobrudja region, Bulgaria, January 2010 (Pavel Simeonov jr/Branta Tours)

108 Red-breasted Geese / Roodhalsganzen *Branta ruficollis* foraging during severe winter weather, Durankulak, Dobrudja region, Bulgaria, 6 February 2012 (Pavel Simeonov)



Samenvatting

ROODHALSGANS: 'SATELLITE TRACKING', ECOLOGIE EN BESCHERMING Er is relatief weinig onderzoek gedaan naar Roodhalsgans *Branta ruficollis*, ondanks het feit dat de soort op diverse lijsten als 'bedreigd' staat geïnclassificeerd. De soort broedt op de Russische toendra. De wereldpopulatie wordt op c 150 000 exemplaren geschat. Exacte aantallen zijn niet bekend omdat de broedgebieden moeilijk toegankelijk zijn en er weinig waarnemers langs de trekroutes zijn. Tijdens de trek vergezellen Roodhalsgansen grote groepen Kolganzen *Anser albifrons*. Enkele 10-tallen exemplaren overwinteren (in langzaam toenemende aantallen) in België, Brittannië en Nederland. Het overgrote deel van de populatie overwintert in Roemenië en (met name) Bulgarije. Overdag foerageren vogels op graan- en maïsakkers en gedurende de nacht slapen ze op de aanwezige meren of op het water van de Zwarte Zee.

Het 'Bulgaria-US Red-breasted Goose project' is een initiatief van Le Balkan Bulgaria Foundation en US Fish & Wildlife Service waaraan vrijwilligers uit België, Bulgarije, Nederland, Oekraïne, Roemenië, Rusland en de VS samenwerken om meer inzicht te krijgen in trekgedrag, populatieomvang en bedreigingen van deze soort. De populatie staat onder zware druk door de jacht, in zowel directe (slachtoffers) als indirecte zin (verstoring). Langs de gehele trekroute wordt gejaagd op Kolganzen. De hen vergezellende Roodhalsgansen worden vaak (onopzettelijk) neergeschoten. Naast deze directe jachtdreiging is er indirecte bedreiging doordat het schieten voortdurend paniek in de groepen ganzen veroorzaakt waardoor ze langdurig de lucht in gaan. Ze kunnen minder tijd aan foerageren besteden en er treedt gewichtsverlies op. Naast de jacht zorgen de windmolens en drukte op de akkers voor verdere slachtoffers of verstoring.

Het projectteam voorziet Roodhalsgansen van GPS-zenders, zodat exemplaren gevolgd kunnen worden op hun trekroutes. In 2012 zijn drie exemplaren gezenderd. Twee zenders stopten al snel met zenden maar 'Teddy (Roosevelt)' kon vanaf de broedgebieden worden gevolgd tot in Kazachstan, waar hij werd neergeschoten. In 2013 zijn eveneens drie ganzen gezenderd. 'Aldo Leopold' en 'Pavel Patev' kozen bij de voorjaarstrek de traditionele route naar de toendra, terwijl de tweedejaars 'Teddy II' een meer westelijke (onbekende) route verkoos en een maand later op de toendra arriveerde. AL en PP verlieten eind augustus de toendra en bezochten diverse pleisterplaatsen. AL verbleef in begin 2014 (door het zachte weer) langdurig in Kerch (oostelijk deel van de Krim), Oekraïne, alvorens hij van de radar verdween. PP was net bezig met zijn laatste deel van de terugvlucht naar Durankulak in Bulgarije toen hij op 30 december 2013 stopte met het sturen van data. 'Teddy II' verdween op 21 oktober 2013 van de radar; in februari 2014 werd bekend dat deze vogel dood was gevonden in Orenburg oblast, Rusland (nabij de grens met Kazachstan). Begin 2014 zijn er weer twee ganzen gezenderd ('Pizho' en 'Sir Peter Scott'), waarvan de data dagelijks binnenkomen.

Door het verzamelen van deze gegevens weten we beter waar de ganzen verblijven en wordt inzichtelijk dat er meer gebieden bescherming nodig hebben dan voorheen gedacht. Tevens kunnen we met deze data de verantwoordelijke regeringen en andere organisaties aanspreken op hun verantwoordelijkheden voor de bescherming van deze soort en daarbij behulpzaam zijn.

References

- van den Berg, A B & Bosman, C A W 2001. Zeldzame vogels van Nederland – Rare birds of the Netherlands. Avifauna van Nederland 1. Tweede druk. Haarlem.
- BirdLife International 2014. Species factsheet: *Branta ruficollis*. Website: www.birdlife.org. [Accessed 25 February 2014.]
- Bijlsma, R G, Hustings, F & Camphuysen, C J 2001. Algemene en schaarse vogels van Nederland – Common and scarce birds of the Netherlands. Avifauna van Nederland 2. Haarlem.
- Cranswick, P A, Raducescu, L, Hilton, G M & Petkov, N 2010. International single species action plan for the conservation of the Red-breasted Goose *Branta ruficollis*, 2011-2020. Wildfowl & Wetlands Trust/BirdLife International.
- Donchev, S 1967. Contribution to the knowledge on the waterfowl in Bulgaria. Bull Inst Zool Museum BAS 23: 79-95. [In Bulgarian, with German summary.]
- Fox, A D, Ebbing, B S, Mitchell, C, Heinicke, T, Aarvak, T, Colhoun, K, Clausen, P, Dereliev, S, Farago, S, Koffijberg, K, Kruckenberg, H, Loonen, M J J, Madsen, J, Mooij, J, Musil, P, Nilsson, L, Pihl, S & van der Jeugd, H 2010. Current estimates of goose population sizes in western Europe, a gap analysis and an assessment of trends. *Ornis Svecica* 20: 115-127.
- Handrinos, G H 1991. The status of geese in Greece. *Ardea* 79: 175-178.
- Handrinos, G H & Akriotis, T 1997. The birds of Greece. London.
- Hunter, J 2005. Red-breasted Goose. In: Kear, J (editor), Ducks, geese and swans, volume 1: general chapters; species accounts (*Anhima* to *Salvadorina*), Oxford, p 335-338.
- Kokorev, Y I 1989. Population dynamics of geese in the Pura river basin. Mammals and birds of north central Siberia: morphology, ecology and their applications. Novosibirsk: 137-150.
- Kokorev, Y I 1995. Zur Bestandsituation des Wanderfalken (*Falco peregrinus*) der Rothalsgans (*Branta ruficollis*) und des Zwergschwanes (*Cygnus bewickii*) auf Taymir. Faunistik und Naturschutz auf Taymir. Expeditionen 1989-1991. *Corax* 16: 98-107.
- Kokorev, Y I & Quinn, J L 1999. Geese in the Pura Basin, Taymyr: their status, trends and the effects of the lemming cycle on breeding parameters. *Casarca* 5: 272-295.
- Kostin, I O & Mooij, J H 1995. Influence of weather condition and other factors at the reproductive cycle of Red-breasted Geese *Branta ruficollis* at the Taymyr peninsula. *Wildfowl* 46: 45-54.
- Lensink, R, Ottens, G & van der Have, T 2013. Vreemde vogels in de Nederlandse vogelbevolking: een verhaal van vestiging en uitbreiding. *Limosa* 86: 49-67.
- Michev, T & Profirov, L 1997. Evolution des effectifs hivernaux de la Bernache à cou roux (*Branta ruficollis*) en Bulgarie. *Branta* 2: 10-13.
- Michev, T, Pomakov, V, Nankinov, D, Ivanov, B E & Profirov, L 1991. A short note on wild geese in Bulgaria during the period 1977 to 1989. *Ardea* 79: 167-168.
- Paskhalny, S P, Sosin, V F & Strop, V G 1995. Red-breasted Goose (*Rufibrenta ruficollis*) on Yamal: distribution, numbers, reproduction of the population. Geese Study Group Bull of E Europe and N Asia (now: *Casarca*) 1: 103-109.



109 Red-breasted Geese / Roodhalsganzen *Branta ruficollis*, with Dark-bellied Brent Geese / Rotganzen *B bernicla*, Texel, Noord-Holland, Netherlands, 1 February 2014 (René Pop)

- Rozenfeld, S B, Dmitriev, A E, Bulteau, V & Vangeluwe, D 2012a. Rare anseriforms on the northeastern Gydan: the results of 2012 summer survey. *Casarca* 15: 176-182.
- Rozenfeld, S B, Timoshenko, A Y & Vilkov, V S 2012b. The result of goose counts on the North-Kazakhstan stop-over site in autumn 2012. *Casarca* 15: 164-175.
- Quinn, J L, Prop, J, Kokorev, Y & Black, J M 2003. Predator protection or similar habitat selection in red-breasted goose nesting associations: extremes along a continuum. *Anim Behav* 65: 297-307.
- Simeonov, P & Possardt, E 2011. History, background and activities of 'Le Balkan - Bulgaria' Foundation. *Goose Bull* 12: 34-39.
- Simeonov, P & Possardt, E 2012. First successful satellite tracking of Red-breasted Geese (*Branta ruficollis*). *Goose Bull* 14: 18-26.
- Simeonov, P, Zechindjiev, P & Dilchev, N 1997. Recensement hivernal d'oiseaux d'eau en Dobroudja bulgare (janvier 1997). *Branta* 2: 15.
- Simeonov, P, Nagendran, M, Possardt, E & Michels, E 2013. Amazing travels of the Red-breasted Goose Trio - Aldo, Teddy II and Pavel Patev. *Goose Bull* 16: 10-15.
- Syroechkovski jr, E E 1995. Changes in distribution and numbers of Red-breasted Goose in the 1980-90s. *Geese Study Group Bull of E Europe and N Asia* (now: *Casarca*) 1: 89-102.
- Vangeluwe, D 2005. The Drana marshes (Evros Delta, Greece), a question of survival for the European population of *Anser erythropus*. With data on the occurrence and ecology of the Red-breasted Goose *Branta ruficollis*. Report on the Lesser White-fronted Goose conservation in the Evros Delta, Greece - Life-Nature program 'Restoration & conservation management of Drana Lagoon' - LIFE program LIFE00/NAT/GR/7198, GR1110001.
- Vangeluwe, D & Snelhage, M 1992. Rapport des investigations sur l'écologie et la conservation de la Bernache à cou roux *Branta ruficollis* en Dobroudja (Roumanie et Bulgarie). Rapport à l'Institut Royal des Sciences Naturelles de Belgique. Bruxelles.
- Vangeluwe, D & Stassin, P 1991. Hivernage de la Bernache à cou roux, *Branta ruficollis*, en Dobroudja septentrionale, Roumanie et revue du statut hivernal de l'espèce. *Gerfaut* 81: 65-99.
- Vangeluwe, D, Snelhage, M & Stassin, P 1996. Habitat selection by Red-breasted Geese (*Branta ruficollis*) wintering in Eastern Europe. In: Birkan, M, van Vessem, J, Havet, P, Madsen, J, Trolliet B, & Moser, M (editors), *Proceedings of the Anatidae 2000 Conference*, Strasbourg, France, 5-9 December 1994, *Game Wildl* 13, p 1379-1380.
- Vangeluwe, D, Rozenfeld, S B, Dmitriev, A E & Bulteau, V 2012. Preliminary results from GPS tracking of Red-breasted Geese (*Branta ruficollis*) from their Gydan Peninsula (Russia) breeding grounds. *Casarca* 15: 72-80.

Pavel Simeonov, *Le Balkan-Bulgaria Foundation, Branta Birding Lodge and Conservation Centre, BG-9670 Durankulak, Bulgaria* (office@bedandbirding.com)
Meenakshi Nagendran, *US Fish and Wildlife Service, 4401 N Fairfax Drive, ARLSQ 100 Arlington, VA 22203-1622, USA* (meenakshi_nagendran@fws.gov)
Ed Michels, *Ecodat, Cimbaalhof 24, 4876 BP Etten-Leur, Netherlands* (ed.michels@ecodat.nl)
Earl Possardt, *US Fish and Wildlife Service, 4401 N Fairfax Drive, ARLSQ 100 Arlington, VA 22203-1622, USA* (earl_possardt@fws.gov)
Didier Vangeluwe, *Royal Belgian Institute for Natural Sciences (IRSNB), 29 Rue Vautier, 1000 Brussel, Belgium* (Didier.Vangeluwe@naturalsciences.be)

Flight call identification of Rock Pipit and Water Pipit

Thijs P M Fijen

Identification of flight calls of Rock Pipit *Anthus petrosus* and Water Pipit *A. spinoletta* has been discussed many times, especially since the species were split (cf Oreel 1980). In autumn, winter and early spring, when both species meet in western Europe, most birders tend to call migrating birds near the coast (salt water environment) Rock Pipit, and birds inland (fresh water environment) Water Pipit. This tendency is mostly based on birds on the ground, in which this strong spatial division is indeed nearly always the case. However, when migrating, the two species are less spatially divided. For example, in the Netherlands, at ringing station Van Lennep, Bloemendaal, Noord-Holland (c 700 m inland from the North Sea coast), 162 Rock Pipits and 47 Water Pipits were trapped between 1958 and 2011 (Buckx et al 2012). For the ringing station at Castricum, Noord-Holland (c 1000 m inland from the North Sea coast), these numbers

are 966 and 319, respectively, between 1960 and 2006 (Levering & Keijl 2008). Although the actual ratio along the coast could be different from what the trapping results suggest, these data at least show that Water Pipit regularly occurs within 1 km from the North Sea coast. This is supported by many (documented) sightings in coastal areas (see, eg, <http://waarneming.nl/soort/maps/358> and <http://waarneming.nl/soort/maps/196>). Hustings et al (2006) mention 39 sightings of Rock Pipit for the land-locked province of Limburg in the south-east of the Netherlands (c 150-200 km inland), although most of these sightings are fly-by's not documented by sound-recordings and disputed by some reviewers.

In their discussion on the Limburg records, Hustings et al (2006) refer to the difficulty of identifying the calls of both taxa and the lack of useful descriptions in well-known literature. For exam-

110 Rock Pipit / Oeverpieper *Anthus petrosus*, Volharding, Texel, Noord-Holland, Netherlands, 4 October 2005
(René Pop)



ple, Glutz von Blotzheim & Bauer (1985) do not differentiate between the flight calls of the two; they treat Rock Pipit and Water Pipit as conspecific and only show a sonagram of (Water) flight calls. Cramp (1988) describes the flight call of Rock as *pseeit* and *psee-er* and notes that there might be slight differences with Water: rising pitch in Rock and a more stable pitch in Water. The descriptions in del Hoyo et al (2004) are *wisst*, *phi(s)t* or *tsup* for Rock and, amongst others, *(h)isst*, *wisst* or *dzip* for Water. However, del Hoyo et al (2004) do not mention that calls of Rock and Water are distinguishable. In the species account of Rock, Alström et al (2003) mention that all types of calls are indistinguishable from those of Water and describe the call of Rock as *ueezt* or *peezp*. The flight call of Water, however, is described as *ueest* (!) or *peezp*. It can be concluded that the descriptions of the calls and possible differences between Rock and Water vary widely in literature (see also Cramp 1988).

Alström et al (2003) note the difference between the calls of two Western Palearctic (WP) subspecies of Water Pipit, *A s spinoletta* (Europe) and *A s coutellii* (from Turkey and Caucasus to Iran), with the latter generally sounding thinner, more

‘cracked’ (trace of *r*-sound) and tending to be less rising in pitch. *A s coutellii* is ‘more distinctly streaked above and more buff below’ than *A s spinoletta* (Svensson et al 2009) and can be identified relatively easily in the field. A recent short study on the structure of the calls of *A s coutellii* was published on the blog avesrares.wordpress.com; it supported the statement of Alström et al (2003), although differences were not quantified (Honold & Martin 2013).

For this paper, I have tested whether flight calls of Rock Pipit and Water Pipit are different and made an attempt to quantify perceived differences. Furthermore, I elaborate on the study of Honold & Martin (2013) on the differences between the two WP subspecies of Water Pipit.

Methods

To be 100% sure that potential differences between calls are assigned to the right (sub)species, I have only used sound recordings of birds that were said to be identified by the recordist on plumage details (and not by location). No distinction has been made here between subspecies of Rock Pipit (*A p littoralis* and *A p petrosus*) and it is likely that both are represented in the dataset.

111 Water Pipit / Waterpieper *Anthus spinoletta*, Oostermiddenmeerweg, Wieringermeer, Noord-Holland, Netherlands, 4 December 2010 (Fred Visscher)



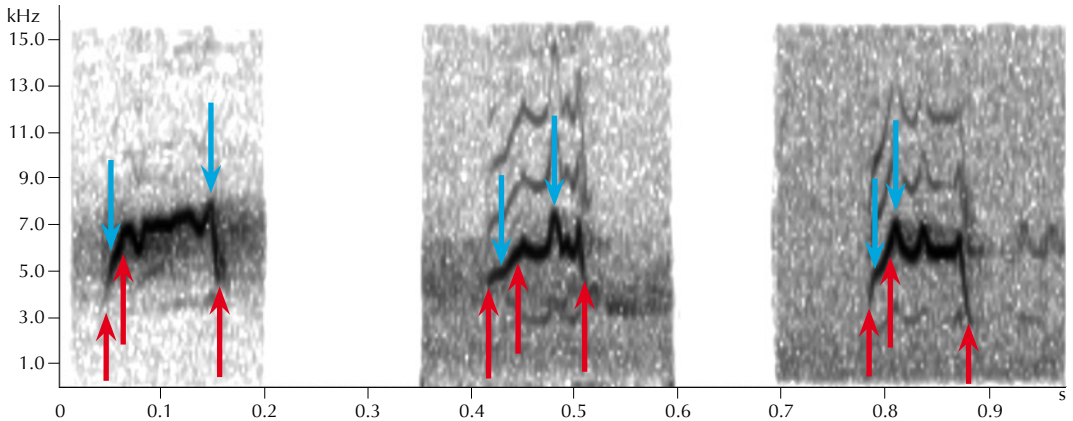


FIGURE 1 Example sonagram of typical calls of Rock Pipit *Anthus petrosus* and subspecies of Water Pipit *A. s. spinoletta* and *A. s. coutellii*, showing important elements analysed in this study. Blue arrows: kink (left) and highest frequency (right). Red arrows (from left to right): begin, uprise, end.

Calls, as in the sonagrams (figure 1), generally consist of 2-3 parts, a steep ascending part (hereafter 'uprise') with 1-2 'kinks', a modulating part and often a short but steep descending part.

From each sonagram with no gaps and with a clearly visible structure, I measured: **1** lowest frequency of the first part; **2** frequency of the first 'kink'; **3** highest frequency; **4** length of the ascending part to the first 'kink'; **5** length of the 'uprise'; **6** length to the highest frequency; and **7** total length (see figure 1). I also calculated: **8** location of the 'kink' relative to total length; **9** length of the 'uprise' relative to total length; and **10** highest frequency relative to total length. There may be some differences between (sub)species giving single or double calls (eg. *wisst* or *wisst wisst*, respectively) but, as individual recognition on sound recordings is difficult, this variable has not been taken into account. It is, however, certain that some recordings contain calls of more than one individual. By treating each call independent of an individual, pseudoreplication is introduced. To gain insight in the variation of the (sub)species, I summarize the means of all measured variables (so each call represents one data point). I assumed that each recording is an 'individual'. With this assumption in mind, it is possible to gain insight in the 'individual' variation by averaging values per recording and I also summarize these values of the variables. Additionally, to test if the variation in calls is mainly caused by the variation between individuals or within individuals, I calculated the proportion of the total variation explained by individual variation (repeatability; Lessells & Boag 1987, Boake 1989). A low pro-

portion indicates that there is much variation within individuals (here recordings) and less among individuals (recordings), and a large proportion the other way around. Repeatability was calculated using package 'rptR' (Nakagawa & Schielzeth 2010) in R (R Development Core Team 2013).

For measuring frequencies, Raven Lite 1.0 was used and for measuring lengths Adobe Audition CS6. Descriptive and statistical analyses were performed in R with Mixed Models (recording as random factor; function 'lmer' in package 'lme4' (Bates 2005)) and Tukey multiple comparisons test (function 'glht' in package 'Multcomp'; Hothorn et al 2009) in R 3.0.2 (R Development Core Team 2013).

In total, 145 calls of 19 recordings were analysed for Rock Pipit (hereafter *petrosus*), 115 calls of 17 recordings for Water Pipit *A. s. spinoletta* (hereafter *spinoletta*) and 142 calls of 35 recordings for *A. s. coutellii* (hereafter *coutellii*) (see appendix 1 for details, eg, on locations).

Results

Table 1 summarizes the measured values. Considerable overlap exists for all values. Multiple comparison tests showed that the length to the first 'kink', the length to the highest frequency and the relative location to the highest frequency are significantly different between all (sub)species (table 2). Additionally, when plotting variables against each other, the combination of the highest frequency of the call and the relative location of the highest frequency predicts the (sub)species best (figure 2): *coutellii* has on average the lowest

Flight call identification of Rock Pipit and Water Pipit

TABLE 1 Measured variables (mean and range) of calls of Rock Pipit *Anthus petrosus* and Water Pipit *A s spinoletta* and *A s coutellii*. Note considerable overlap in extreme values for all variables.

	Rock Pipit	Water Pipit (<i>spinoletta</i>)	Water Pipit (<i>coutellii</i>)
Number of recordings	19	17	35
Number of calls analysed	145	115	142
	mean (min-max)	mean (min-max)	mean (min-max)
1 Lowest frequency of first part (kHz)	4.8 (3.7-5.8)	4.5 (3.3-5.7)	4.6 (3.2-6.1)
2 Frequency of first 'kink' (kHz)	5.8 (4.8-7.0)	5.2 (3.4-7.0)	5.4 (3.7-7.2)
3 Highest frequency (kHz)	7.8 (5.9-9.6)	6.8 (4.8-7.9)	6.9 (4.7-7.9)
4 Length of ascending part to first 'kink' (ms)	13.0 (6.0-15.0)	15.3 (5.0-34.0)	10.2 (5.0-22.0)
5 Length of uprise (ms)	35.4 (10.0-115.0)	31.8 (19.0-47.0)	21.4 (12.0-32.0)
6 Length to highest frequency (ms)	96.8 (41.0-175.0)	58.7 (28.0-96.0)	33.1 (18.0-92.0)
7 Total length (ms)	110.6 (62.0-180.0)	91.0 (64.0-139.0)	88.8 (56.0-145.0)
8 Location of 'kink' relative to total length (%)	12 (4 - 28)	17 (6-47)	12 (5-26)
9 Length of 'uprise' relative to total length (%)	32 (10-70)	35 (19-55)	25 (12-40)
10 Highest frequency relative to total length (%)	87 (54-100)	65 (29-96)	38 (28-91)

TABLE 2 Significance levels for all measured variables after multiple comparison test (Tukey HSD). Significance levels: * = p < 0.05, ** = p < 0.01, *** = p < 0.001, ns = not significant.

	Rock Pipit		Water Pipit (<i>spinoletta</i>)		Water Pipit (<i>coutellii</i>)	
	Water Pipit (<i>spinoletta</i>)	Water Pipit (<i>coutellii</i>)	Rock Pipit	Water Pipit (<i>coutellii</i>)	Rock Pipit	Water Pipit (<i>spinoletta</i>)
1 Lowest frequency of first part	ns	ns	ns	ns	ns	ns
2 Frequency of first 'kink'	***	**	***	ns	**	ns
3 Highest frequency	***	***	***	ns	***	ns
4 Length of ascending part to first 'kink'	**	***	**	***	***	***
5 Length of uprise	ns	***	ns	***	***	***
6 Length to highest frequency	***	***	***	***	***	***
7 Total length	**	***	**	ns	***	ns
8 Location of 'kink' relative to total length	***	ns	***	***	ns	***
9 Length of 'uprise' relative to total length	ns	***	ns	***	***	***
10 Highest frequency relative to total length	***	***	***	***	***	***

relative location of the highest frequency of all (sub)species (38%), *spinoletta* has on average a slightly higher relative location of the highest frequency (65%) and *petrosus* the highest relative location (87%). On average, the highest frequency of *petrosus* lies at 7.8 kHz whereas this is 6.8 kHz and 6.9 kHz for *spinoletta* and *coutellii*, respectively (table 1, figure 2). Although the length to the first 'kink' was significantly different, it is not a practical measure as it is sensitive for measurement error due to the small range in values of this variable. Therefore, I will focus on the relative location of the highest frequency and the highest frequency (as shown in figure 2). Repeatability of the relative location of the highest frequency was

0.12 (Confidence Interval (CI) -0.03-0.29, F=2.03), 0.06 (CI -0.13-0.14, F=1.04) and 0.25 (CI 0.06-0.43, F=2.33) for *petrosus*, *spinoletta* and *coutellii*, respectively. For the highest frequency these values are 0.47 (CI 0.25-0.68, F=7.39), 0.21 (CI 0.0-0.43 F=2.70) and 0.51 (CI 0.33-0.68, F=5.10) for *petrosus*, *spinoletta* and *coutellii*, respectively. Especially in the relative location of the highest frequency much variation exists within recordings and less among recordings. Therefore, by averaging values per recording, the overlap becomes less (figure 3). This shows that a certain identification seems more likely when as many calls as possible are recorded and analysed.



112 Caucasian Water Pipit / Kaukasische Waterpieper *Anthus spinoletta coutellii*, Oman, 23 March 2013
(René Pop)

113 Caucasian Water Pipit / Kaukasische Waterpieper *Anthus spinoletta coutellii*, Kobi, Georgia, 25 June 2005
(René Pop)



Flight call identification of Rock Pipit and Water Pipit

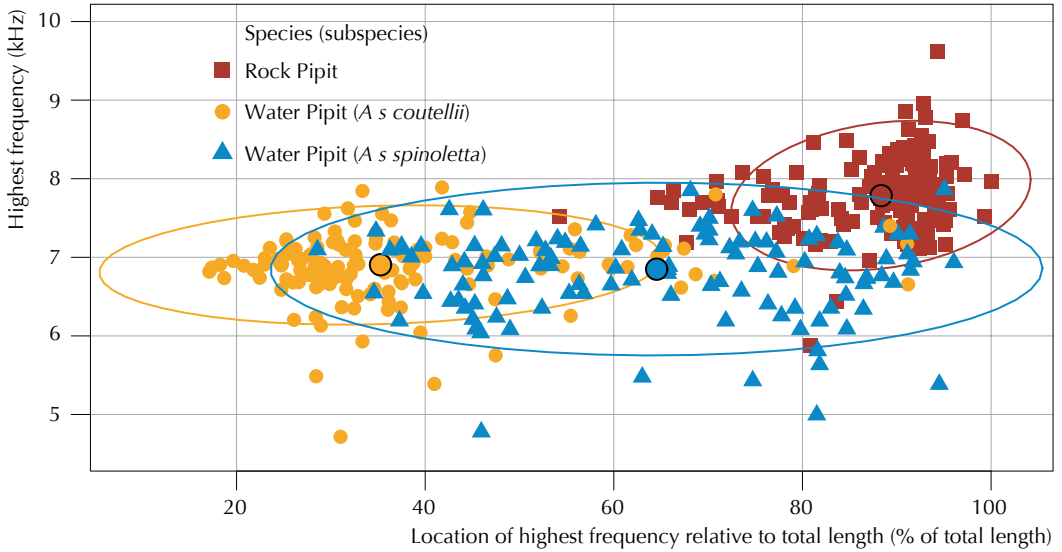


FIGURE 2 Plot of height of highest frequency (kHz) against relative location of highest frequency (% of total call length) of calls of Rock Pipit *Anthus petrosus* and subspecies of Water Pipit *A. spinoletta spinoletta* and *A. s. coutellii*. Ellipses drawn around mean (large round black-margined dot) and include 95% of all data points of corresponding (sub)species.

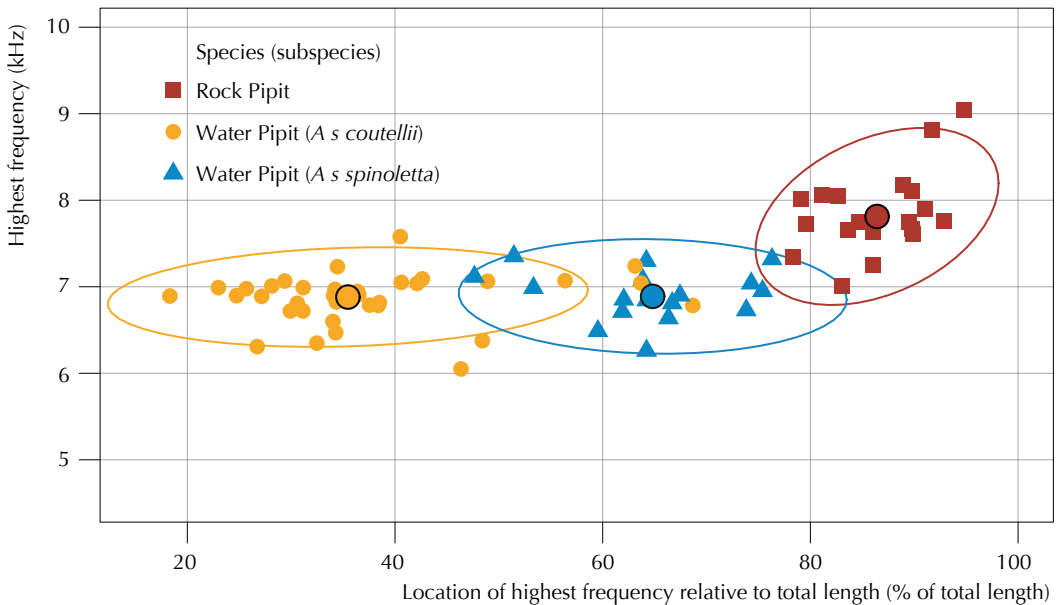


FIGURE 3 Plot of height of highest frequency (kHz) against relative location of highest frequency of calls (% of total call length) of Rock Pipit *Anthus petrosus* and subspecies of Water Pipit *A. spinoletta spinoletta* and *A. s. coutellii*, using mean values of variables per recording. Ellipses drawn around mean (large round black-margined dot) and include 95% of all data points of corresponding (sub)species. Note that through averaging, individual variation is lost. Through averaging values per recording, it becomes safer to identify (sub)species.

Discussion

In this section, I will mainly focus on the differences between *petrosus* and *spinoletta*, and between *spinoletta* and *coutellii*, as these pairs of (sub)species are most likely to occur in the same areas.

Petrosus vs spinoletta

Typical flight calls of *petrosus* are a bit longer and higher in pitch compared with *spinoletta* (table 1). Furthermore, the highest frequency of the call of *petrosus* is reached nearly at the end of the flight call, whereas in *spinoletta* this is reached at two-third (figure 2-3). Typical *petrosus* calls have a rising pitch whereas *spinoletta* will appear more evenly levelled in pitch, although this is very difficult to distinguish in the field. When describing calls of *petrosus* and *spinoletta* in a sonagram structure, typical *petrosus* generally has a steep slide, with the highest point on the right, while characteristic *spinoletta* has a structure with a less steep slide with two main peaks: in the beginning and in the middle. In most cases, the highest frequency is in the second peak (figure 1).

Spinoletta vs coutellii

Typical calls of *spinoletta* and *coutellii* are of the same length and have the same highest frequency (table 1). The relative location of the highest frequency in *spinoletta* is on average reached at two-third of the call, whereas in *coutellii* this is on average reached at two-fifth of the call (figure 2-3). Where *spinoletta* is more levelled than *petrosus*, typical *coutellii* will appear even more evenly levelled and less rasping. Honold & Martin (2013) showed that typical *coutellii* calls show a first modulating part that resembles an 'M', although this structure was less visible when birds were perched. They found the 'M'-structure to be less often visible and more variable in *spinoletta* and the second 'peak' of the call was often higher than the first one (Honold & Martin 2013). In the recordings used in this study, the variability of this structure was apparent but, when present, characteristic in *coutellii* (see also figure 1). In general, the second 'peak' was higher in *spinoletta*. Considering this difference in call structure and plumage characters, it can be argued that perhaps *coutellii* deserves a species status as well. Ongoing and future studies on plumage and genetics could contribute to its status.

General

Although differences in most measured variables in this study are statistically significant between

the species, they are difficult to apply in the field as variation in calls is considerable, both in each individual and between individuals. A stressed bird will call differently from a relaxed bird and also Doppler-effect and measurement errors in the analysis of recordings will contribute to observed variation. However, when recorded, flight calls of Rock Pipit and (subspecies of) Water Pipit can often be used for identification when variables are carefully measured on as many calls as possible and performed on recordings of reasonable quality. The repeatability analysis showed that, especially for the relative location of the highest frequency, individual variation explains most of the total variation measured in the (sub)species. This stresses the importance of measuring as many calls as possible for safer identification. Apart from that, it must be accepted that often no conclusive identification can be reached.

To conclude, contrary to what many may have assumed, there are differences in flight calls of Rock Pipit and (subspecies of) Water Pipit. To elaborate on this research, I am happy to receive more sound recordings of visually confirmed Rock Pipits and Water Pipits of all subspecies.

Acknowledgements

All recorders (see appendix 1) are thanked for providing their sound recordings. Sander Bot and Magnus Robb (The Sound Approach) are gratefully thanked for discussing the subject and giving helpful comments. Johannes Honold and especially Ralph Martin (avesrares.wordpress.com) are thanked for discussions on *coutellii*. Rinse van der Vliet is thanked for giving comments on the manuscript and lastly Pieter van Veelen and Martijn Hammers are thanked for discussing the statistics.

Samenvatting

HERKENNING VAN VLUCHTROEPEN VAN OEVERPIEPER EN WATERPIEPER Oeverpieper *Anthus petrosus* en Waterpieper *A spinoletta* hebben een sterk gelijkende vluchtroep. Beschrijvingen van de geluiden in de literatuur variëren sterk evenals conclusies over sootherkenning op basis van alleen de vluchtroep. Kaukasische Waterpieper *A s coutellii* is een ondersoort van Waterpieper in het West-Palearctische gebied (WP) en is op kleeid vrij goed te herkennen. Eventuele verschillen in roep tussen de ondersoorten van Waterpieper zijn pas recent beter onderzocht. Door middel van het analyseren van sonagrammen blijkt het vaak mogelijk om vluchtroepen van Oeverpieper en Waterpieper (van beide WP-ondersoorten *spinoletta* en *coutellii*) van elkaar te onderscheiden. Dit is mogelijk aan de hand van met name de hoogste frequentie en de relatieve ligging van deze frequentie ten opzichte van de totale lengte van de roep. Hiervoor moeten gemiddelden van liefst zo veel moge-

Flight call identification of Rock Pipit and Water Pipit

lijk roepjes per exemplaar worden genomen en zijn alleen kwalitatief goede opnames te gebruiken. Op basis van deze kenmerken is een deel van opgenomen vogels op (onder)soort te herkennen. Er is echter ook veel overlap, zodat lang niet alle individuen met zekerheid gedetermineerd kunnen worden.

References

- Alström, P, Mild, K & Zetterström, D 2003. Pipits & wag-tails of Europe, Asia and North America: identification and systematics. London.
- Bates, D 2005. Fitting linear mixed models in R. *R news* 5: 27-30.
- Boake, C R 1989. Repeatability: its role in evolutionary studies of mating behavior. *Evolutionary Ecology* 3: 173-182.
- Buckx, H, Buckx, L, Maassen, E & van Aken, A B 2012. Jaarverslag 2011 van de Stichting Vinkenbaan 'Mr Cornelis van Lennep, 1751-1813'. Heemstede.
- Cramp, S (editor) 1988. The birds of the Western Palearctic 5. Oxford.
- del Hoyo, J, Elliott, A & Christie, D A (editors) 2004. Handbook of the birds of the world 9. Barcelona.
- Glutz von Blotzheim, U N & Bauer, K M (editors) 1985. Handbuch der Vögel Mitteleuropas 10/II. Wiesbaden.
- Honold, J & Martin, R 2013. Calls of Caucasian Water Pipits *Anthus spinoletta coutellii*. Website: <http://avesrares.wordpress.com/2013/09/10/calls-of-caucasian-water-pipits-anthus-spinoletta-coutellii>. [Last accessed 2 February 2014.]
- Hothorn, T, Bretz, F, Westfall, P, & Heiberger, R M 2009. Multcomp: simultaneous inference for general linear hypotheses. Website: <http://cran.r-project.org/web/packages/multcomp/index.html>, R package version 1-0.
- Hustings, F, van der Coelen, J, van Noorden, B, Schols, R & Voskamp, P 2006. Avifauna van Limburg. Maastricht.
- Lessells, C M & Boag, P T 1987. Unrepeatable repeatabilities: a common mistake. *The Auk*: 116-121.
- Levering, H P A & Keijl, G O 2008. Vinkenbaan Castricum 1960-2006 – een halve eeuw vogels ringen. Castricum.
- Nakagawa, S & Schielzeth, H 2010. Repeatability for Gaussian and non-Gaussian data: a practical guide for biologists. *Biol Rev* 85: 935-956.
- Oreel, G J 1980. Dutch Birding Association Checklist 2. *Dutch Birding* 2: 82-104.
- R Development Core Team 2013. R: A language and environment for statistical computing. R Foundation for Statistical Computing, Vienna. Website: www.R-project.org.
- Svensson, L, Grant, P J, Mullarney, K & Zetterström, D 2009. Collins bird guide. Second edition. London.

Thijs P M Fijen, c/o Redactie Dutch Birding, Duinlustparkweg 98A, 2082 EG Santpoort-Zuid (thijsfijen@gmail.com)

APPENDIX 1 Details of analysed recordings of Rock Pipit *Anthus petrosus* and subspecies of Water Pipit *Anthus spinoletta spinoletta* and *Anthus coutellii*

Species	Recordist	Location	Date	Calls analysed
Rock Pipit	Dick Groenendijk	Oosterscheldekering, Zeeland, Netherlands	15 January 2005	6
Rock Pipit	Stuart Fisher	Norfolk, England	December 2005	17
Rock Pipit	Sjaak Schilperoort	Scheveningen, Zuid-Holland, Netherlands	3 December 2008	3
Rock Pipit	Patrik Aberg	Brevik, Sweden	22 September 2009	11
Rock Pipit	Herman van Oosten	Schiernmonnikoog, Friesland, Netherlands	27 September 2009	7
Rock Pipit	Niels Krabbe	Hallands Väderö, Sweden	28 May 2010	14
Rock Pipit	Sam Gobin	Terschelling, Friesland, Netherlands	12 October 2011	3
Rock Pipit	Stuart Fisher	Norfolk, England	24 October 2011	7
Rock Pipit	Julien Rochefort	Penvenan, France	25 July 2012	5
Rock Pipit	Julien Rochefort	Penvenan, France	25 July 2012	9
Rock Pipit	Thijs Fijen	Camperduin, Noord-Holland, Netherlands	23 September 2012	5
Rock Pipit	Robert van der Meer	Texel, Noord-Holland, Netherlands	17 October 2012	2
Rock Pipit	Thijs Fijen	Vlieland, Friesland, Netherlands	20 October 2012	2
Rock Pipit	Sander Bot	Schiernmonnikoog, Friesland, Netherlands	26 October 2012	7
Rock Pipit	Sander Bot	Paesens, Friesland, Netherlands	13 November 2012	9
Rock Pipit	Pamela Rasmussen	Norfolk, England	22 December 2012	4
Rock Pipit	Guus van Duin	Vlieland, Friesland, Netherlands	11 January 2013	31
Rock Pipit	Thomas Luiten	Breskens, Zeeland, Netherlands	23 March 2013	2

Flight call identification of Rock Pipit and Water Pipit

Species	Recordist	Location	Date	Calls analysed
Rock Pipit	Thomas Luiten	Breskens, Zeeland, Netherlands	23 March 2013	1
Water Pipit (<i>spinoletta</i>)	Dick Groenendijk	Botshol, Utrecht, Netherlands	14 November 2003	4
Water Pipit (<i>spinoletta</i>)	Dick Groenendijk	Oostvaardersplassen, Flevoland, Netherlands	19 January 2008	1
Water Pipit (<i>spinoletta</i>)	Stuart Fisher	London, England	February 2008	5
Water Pipit (<i>spinoletta</i>)	Ruud van Beusekom	Zeewolde, Flevoland, Netherlands	19 December 2008	7
Water Pipit (<i>spinoletta</i>)	Sjaak Schilperoord	Starrevaart, Zuid-Holland, Netherlands	25 December 2008	4
Water Pipit (<i>spinoletta</i>)	David Thorns	Vaires-sur-Marne, Seine-et-Marne, France	5 March 2011	9
Water Pipit (<i>spinoletta</i>)	Jarek Matusiak	Bieszczady, Poland	3 April 2011	28
Water Pipit (<i>spinoletta</i>)	Jarek Matusiak	Bieszczady, Poland	3 April 2011	3
Water Pipit (<i>spinoletta</i>)	Jan-Kees Bossenbroek	Heerjansdam, Zuid-Holland, Netherlands	5 November 2011	4
Water Pipit (<i>spinoletta</i>)	Jan-Kees Bossenbroek	Heerjansdam, Zuid-Holland, Netherlands	5 November 2011	1
Water Pipit (<i>spinoletta</i>)	Harm Dijkstra	Ryptsjerksterpolder, Friesland, Netherlands	14 November 2011	7
Water Pipit (<i>spinoletta</i>)	Jarek Matusiak	Bieszczady, Poland	30 September 2012	19
Water Pipit (<i>spinoletta</i>)	Guus van Duin	Diemen, Noord-Holland, Netherlands	15 October 2012	10
Water Pipit (<i>spinoletta</i>)	Jarek Matusiak	Piaseczno, Poland	14 February 2013	2
Water Pipit (<i>spinoletta</i>)	Bart Gras	Beugen, Noord-Brabant, Netherlands	3 April 2013	6
Water Pipit (<i>spinoletta</i>)	Bart Gras	Beugen, Noord-Brabant, Netherlands	3 April 2013	3
Water Pipit (<i>spinoletta</i>)	Matthias Feuersenger	Mittenwald, Bayern, Germany	4 May 2013	2
Water Pipit (<i>coutelli</i>)	Arnoud van den Berg	Rize, Turkey	12 May 1987	10
Water Pipit (<i>coutelli</i>)	Arnoud van den Berg	Rize, Turkey	15 May 1987	7
Water Pipit (<i>coutelli</i>)	Herman van Oosten	Muntasar, Oman	29 January 2010	4
Water Pipit (<i>coutelli</i>)	Pamela Rasmussen	Oman	7 March 2010	8
Water Pipit (<i>coutelli</i>)	Thijs Fijen	Barr al Hikman, Oman	15 November 2012	2
Water Pipit (<i>coutelli</i>)	Thijs Fijen	Barr al Hikman, Oman	15 November 2012	3
Water Pipit (<i>coutelli</i>)	Thijs Fijen	Barr al Hikman, Oman	15 November 2012	9
Water Pipit (<i>coutelli</i>)	Ralph Martin	Sun Farms, Oman	28 January 2013	4
Water Pipit (<i>coutelli</i>)	Ralph Martin	Muntasar, Oman	11 February 2013	3
Water Pipit (<i>coutelli</i>)	Ralph Martin	Muntasar, Oman	11 February 2013	3
Water Pipit (<i>coutelli</i>)	Ralph Martin	Cape Greco, Cyprus	21 March 2013	5
Water Pipit (<i>coutelli</i>)	Ralph Martin	Cape Greco, Cyprus	25 March 2013	5
Water Pipit (<i>coutelli</i>)	Ralph Martin	Cape Greco, Cyprus	25 March 2013	4
Water Pipit (<i>coutelli</i>)	Ralph Martin	Cape Greco, Cyprus	8 April 2013	8
Water Pipit (<i>coutelli</i>)	Sander Bot	Beit Shean, Israel	13 November 2013	1
Water Pipit (<i>coutelli</i>)	Sander Bot	Beit Shean, Israel	13 November 2013	1
Water Pipit (<i>coutelli</i>)	Sander Bot	Beit Shean, Israel	13 November 2013	1
Water Pipit (<i>coutelli</i>)	Sander Bot	Beit Shean, Israel	13 November 2013	3
Water Pipit (<i>coutelli</i>)	Sander Bot	Hula Valley, Israel	15 November 2013	1
Water Pipit (<i>coutelli</i>)	Sander Bot	Hula Valley, Israel	15 November 2013	6
Water Pipit (<i>coutelli</i>)	Sander Bot	Hula Valley, Israel	15 November 2013	5
Water Pipit (<i>coutelli</i>)	Sander Bot	Hula Valley, Israel	15 November 2013	1
Water Pipit (<i>coutelli</i>)	Sander Bot	Hula Valley, Israel	15 November 2013	1
Water Pipit (<i>coutelli</i>)	Sander Bot	Hula Valley, Israel	15 November 2013	3
Water Pipit (<i>coutelli</i>)	Sander Bot	Hula Valley, Israel	15 November 2013	3
Water Pipit (<i>coutelli</i>)	Sander Bot	Hula Valley, Israel	15 November 2013	2
Water Pipit (<i>coutelli</i>)	Sander Bot	Hula Valley, Israel	15 November 2013	4
Water Pipit (<i>coutelli</i>)	Sander Bot	Hula Valley, Israel	15 November 2013	3
Water Pipit (<i>coutelli</i>)	Sander Bot	Hula Valley, Israel	15 November 2013	2
Water Pipit (<i>coutelli</i>)	Sander Bot	Hula Valley, Israel	15 November 2013	4
Water Pipit (<i>coutelli</i>)	Sander Bot	Hula Valley, Israel	15 November 2013	3
Water Pipit (<i>coutelli</i>)	Sander Bot	Beit Shean, Israel	16 November 2013	3
Water Pipit (<i>coutelli</i>)	Sander Bot	Beit Shean, Israel	16 November 2013	7
Water Pipit (<i>coutelli</i>)	Sander Bot	Beit Shean, Israel	16 November 2013	6
Water Pipit (<i>coutelli</i>)	Sander Bot	Beit Shean, Israel	16 November 2013	3
Water Pipit (<i>coutelli</i>)	Sander Bot	Negev desert, Israel	19 November 2013	3
Water Pipit (<i>coutelli</i>)	Sander Bot	Negev desert, Israel	19 November 2013	7
Water Pipit (<i>coutelli</i>)	Sander Bot	Negev desert, Israel	19 November 2013	3

Are 'rubrifasciata' crossbills of hybrid origin?

C S (Kees) Roselaar

On 24 July 2013, I observed a flock of c 25 Red Crossbills *Loxia curvirostra* at Staatsbossen, Texel, Noord-Holland, the Netherlands. Among them was an orange-red male with conspicuous white wing-bars formed by the tips of the median and greater coverts. In the field, I estimated the width of these bars as c 3 mm on the median coverts and c 5 mm on the greater. White tips on the tertials were not apparent but the bird appeared rather worn on at least the tertials and tail so the white could have been worn off. The bird did not differ in size, posture or plumage colour from the other eight males in the group. I uploaded the sighting in the Dutch observation database www.waarneming.nl as Two-barred Crossbill *L leucoptera*, even though I had some doubts about the identification, knowing the occurrence of occasional Red with white wing-bars, the so-called 'rubrifasciata' morph. Several birders from the island and a few from the mainland came to observe the bird and it was photographed by Jos van den Berg, Adri Clement, Pieter Doorn and Eric Menkveld (plate 114-115); after some discussion, it was identified as 'rubrifasciata'. This morph was described by Bonaparte & Temminck in 1850, based on bird(s) with white or pink wing-bars collected by C L Brehm. From captures in central eastern Germany, it is estimated to occur in a ratio of c 1:4000 among crossbills (Klafs & Stübs 1979, Berthold & Schlenker 1982). The occurrence and appearance of 'rubrifasciata' was discussed by, eg, van den Berg & Blankert (1980), Berthold & Schlenker (1982), Clement et al (1993), Ebels (1993), Garner (1997, 2013), Vinicombe (2014) and Lachmaier & Kreidl (sine dato) but the exact differences between 'rubrifasciata' and Two-barred appear not to have been delimited. Therefore, I investigated all Palearctic crossbills present in the collection of Naturalis Biodiversity Center (Leiden, the Netherlands), with emphasis on characters of Two-barred and of Red with pale wing-bars.

Methods

Naturalis has over 400 skins and mounts of Red Crossbill and 22 of Two-barred Crossbill *L l bifasciata* from the Palearctic region. According to Cramp & Perrins (1994), the two species differ in

measurements of wing and tail (wing of Two-barred relatively short but tail long, hence wing/tail ratio different), tarsus (markedly shorter in Two-barred) and bill (shorter in Two-barred, with narrower and less deep base). They are said to also differ in the width and shape and colour of the wing-bars, which was the subject of my study. I checked all Red in Naturalis on the presence of white wing-bars and measured the wing-bars; I did the same with all Two-barred and a sample of 65 Red without wing-bars. I examined 15 characters: **1-2** wing and tail length; **3** wing/tail ratio; **4** tarsus length; **5-6** bill length to skull and to nostril; **7** bill depth at base of feathering; **8** bill width at base of feathering at lower mandible; **9-12** white on tip of outer web of outermost median upper wing-covert (mc1) and longest median covert (mc6) and on greater coverts gc1 and gc6; **13-14** white on tip of outer web of central and longest tertial; and **15** amount of grey or black of centre of mantle feathers. On the wing, the white on the tip is generally narrow on the outermost coverts (mc1 and gc1), widening gradually to mc6 and gc6, narrowing again to innermost (mc9 and gc9); for the tertials, white on the tip of the central tertial is generally broadest and more restricted on the adjoining longer and shorter tertial. Birds in fresh juvenile plumage which may have bills still growing were not measured, and no bill depth was measured on skins with mandibles in an unnatural position or with the bill partly open. The sex was copied from the label; ageing was based on the shape of the tail-feathers (tip pointed in juvenile and first-year birds, more rounded in adults) and on the presence of retained juvenile outer median or greater coverts, contrasting in shape, colour or wear with adult-type inner ones.

Results

Definition of 'rubrifasciata'

A thin white fringe on the tip of the median and greater coverts and on the tertials is not uncommon in freshly moulted Red Crossbills. In juveniles, this fringe is often pale brown but becomes white by bleaching and wear in the course of the first year. Perhaps, the narrow pale fringe is sharp-



114 Crossbill / kruisbek *Loxia*, Staatsbossen, Texel, Noord-Holland, Netherlands, 24 July 2013 (Jos van den Berg)
115 Crossbill / kruisbek *Loxia*, Staatsbossen, Texel, Noord-Holland, Netherlands, 24 July 2013 (Eric Menkveld). Note prominent pale wing-bars, indicating 'rubrifasciata' Red Crossbill *L. curvirostra* or Two-barred Crossbill *L. leucoptera*.

ly defined in some birds but in others it merges gradually with the darker brown coloration of the remainder of the covert. Some birds lack pale fringes, even when fresh. The variation in presence or absence of narrow fringes and their contrast may be linked with different populations differing in call-type (cf Robb 2000) but this is of no use when studying silent skins... All terminal fringes of 0.75 mm wide or less were considered to fall within the normal variation of Red and only those with fringes of 1 mm or more were considered 'rubrifasciata' (n=10). All these 'rubrifasciata' were collected among nominate *curvirostra* from western, central and northern Europe; no white-barred birds were found among non-nominate subspecies from elsewhere in the Palearctic region.

Age and sex of specimens examined

Of 289 sexed and aged Red Crossbills in Naturalis, only 62 birds were adult (21%: 12% male, 9% female), the remainder juvenile or first-year birds (79%: 51% male, 28% female). In contrast, of 19 sexed and aged Two-barred Crossbills, 53% were adult (32% male, 21% female), the remainder juvenile, of which only one (5%) was a female. Although I had access to mensural data of Two-barred from the museums of Bonn (Germany) and Tring (England) in my archives to augment the Naturalis measurements, the various wing and ter-

tial characters listed above were not always established, rendering most of them useless for assessment of variation in wing pattern.

Among birds identified as Two-barred Crossbill in Naturalis, several are from the Netherlands: ZMA.AVES 14108 (adult male, collected on 18 July 1884), and ZMA.AVES 14109 (adult female, collected on 9 September 1889), both from Harderwijk, Gelderland, formerly belonging to the Museum voor de Nederlandse Fauna; RMNH.AVES 155515 en 155516 (adult and first-year male, collected on 17 September 1889 at Schapenduin estate near Bloemendaal, Noord-Holland, formerly in collection of J P van Wickevoort Crommelin, Haarlem, Noord-Holland); and RMNH.AVES 86315 (first-year female, found as traffic victim by Fred Geldermans, on 2 September 1990 at Den Helder, Noord-Holland, which died on 3 September). The 1884 bird died in captivity on 27 June 1886 in Artis Zoo, Amsterdam, and also both 1889 birds showed signs of captivity (eg, abnormal plumage wear), as did some specimens of normal Red Crossbill among the birds examined. Presumably, these captive birds had been captured in the wild but such birds tend to show abnormal bill growth (mainly elongation of bill tips), making bill length less valuable as identification character; inclusion of such birds would create an artificially large overlap in bill measure-

Are 'rubrifasciata' crossbills of hybrid origin?

ments between both species. Bill depth and width, on the other hand, appear not to be influenced by captivity.

Measurements

Because Two-barred Crossbill has a slender bill base (hence, a low sum of bill depth and bill width) and a lower wing/tail ratio, a scattergram of bill depth plus bill width against wing/tail ratio separates both species quite well (figure 1). The individual data of the 10 crossbills with wing-bars of 1 mm or more (considered to be 'rubrifasciata'; see above) are also plotted in figure 1.

The position of some birds in the figure is confusing, casting doubt on the identification: the type specimen of 'rubrifasciata' (specimen of Temminck, obtained from Brehm) seems to belong to Two-barred Crossbill. On the other hand, three birds identified by Naturalis as Two-barred appear to be 'rubrifasciata' because the wing/tail ratio is more than 1.59 and/or the sum of bill depth and width is more than 20.8 mm (and, though not in the figure, also the tarsus is long). Of these three, two birds are old mounts of Temminck, collected before 1850, with no other locality than 'Europe' but the third is the first-year female found at Den Helder listed above and accepted by the Dutch rarities committee (CDNA) as Two-barred (cf van den Berg et al 1992, Ebels 1993). According

to van den Berg et al (1992), 'The Den Helder bird was hit by a car and died the day after, on 3 September. Interestingly, it had very narrow white fringes to greater and median wing-coverts and tertials and it must have been very hard to identify in the field. However, the wing/tail ratio of 1.40 (wing 95 mm and tail 68 mm) was decisive and even below the extreme (1.41, n=30) given by Svensson (1992)' (van den Berg & Bosman 2001). Employing the same measuring method for all other birds in this paper, I measured for the Den Helder bird a wing of 97 mm and tail of 59 mm (ratio 1.64), thus within the 'cloud' of Red in the scattergram, making it a 'rubrifasciata'; also, bill length is too long for Two-barred. Whatever I tried, I was unable to stretch the tail to obtain a tail length of 68 mm. Reconsideration of this individual by the CDNA therefore seems appropriate.

Ranges of measurements of indisputable Two-barred Crossbills and Red Crossbills are given in table 1 (see p 106), together with the measurements of all 10 'rubrifasciata' found in the collection of Naturalis. Especially when sex and age groups are treated separately, overlap between Two-barred and Red is slight or absent for most measurements.

The variation in white on tips of the median and greater upperwing-coverts, tertials and the colour of the feather centre of the mantle are shown in

FIGURE 1 Scattergram of wing/tail ratio versus sum of bill depth and bill width of crossbills *Loxia* measured in Naturalis Biodiversity Center (Leiden, Netherlands). Blue diamond: Two-barred Crossbill *L leucoptera bifasciata*; red dot: Red Crossbill *L c curvirostra*; green triangle: 'rubrifasciata' (crossbill with white wing-bars found among *curvirostra*); purple square: *bifasciata*'*rubrifasciata*' (apparent 'rubrifasciata' found among birds identified as *L leucoptera bifasciata*); brown asterisk: type of 'rubrifasciata'.

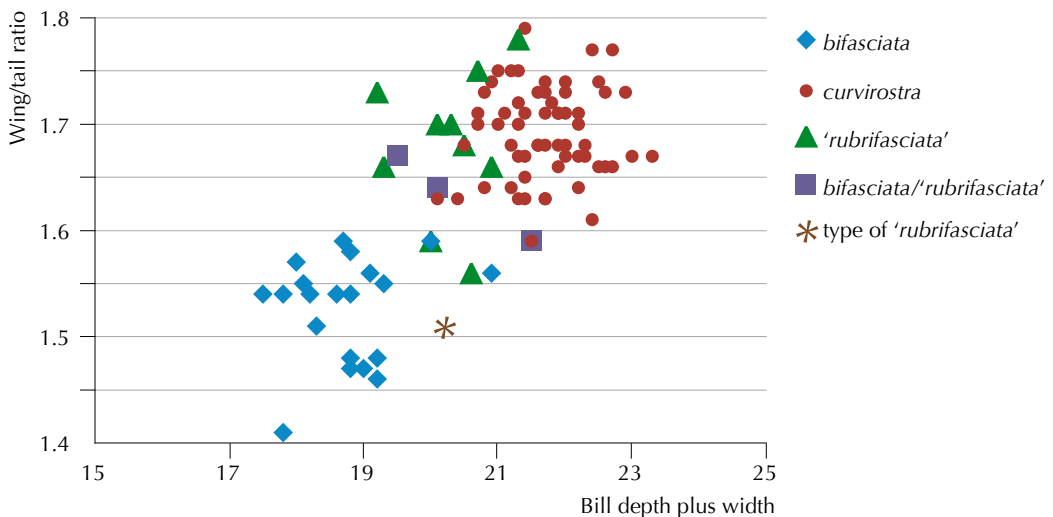


table 2 (see p 107). The width of the wing-bars in adult male and female Two-barred is quite similar, grading from c 4 mm (mc1) to c 6 mm (mc6) on the median coverts and from c 4 mm (gc1) to c 9 mm (gc6) on the greater. The white tip on the central tertial was fairly large but variable (2-7 mm), that on the longest less so (0-3 mm), and some males and females within the more narrow side of the variation lacked any white on the tertials due to abrasion (the 'white' can still be measured from the indentation on the tip of the tertial, although actually no white is left). Juveniles Two-barred have far narrower white wing-bars: from c 2 mm (mc1) grading inwards to c 4 mm (mc6), and from c 3 mm (gc1) widening to c 7 mm (gc6); white on the tertial tips extended for 0-5 mm only and had completely disappeared by abrasion in about half of the specimens examined. Some first-years had replaced part of the wing-coverts by adult-type feathers, the number of coverts involved varying from a few new innermost median coverts with all remaining coverts juvenile, to all median as well as three to four inner greater being new. These new inner feathers had markedly broader tips than the neighbouring juvenile outer ones, visible as a clear 'step' in width of the wing-bar. Table 2 also shows the width of the wing-bars of individuals of

'rubrifasciata'. Some have bars as wide as in Two-barred of the same age, eg, adult male 160175, first-year male 167897 and first-year female 86315 from Den Helder, while 167897 also shares its slender bill with Two-barred but all other measurements as well as upperparts coloration of these three fall within nominate *curvirostra* or are intermediate. Birds with narrow wing-bars, such as specimen 90869, could be regarded as nominate *curvirostra* with slightly broader bars than the 0.75 mm considered to be normal for Red Crossbill, yet 90869 is the name-bearing type of 'rubrifasciata' and thus automatically belongs there; moreover, most of its remaining characters fit well for Two-barred, except for bill length. The extremes of variation in wing-bars shown by Two-barred and 'rubrifasciata' in the collection of Naturalis are shown in plate 116-125.

Are 'rubrifasciata' crossbills of hybrid origin?

The individual data of 'rubrifasciata' in table 1 do not support the generally held assumption that 'rubrifasciata' is a variant of nominate *curvirostra*, as several individuals are outside the 'cloud' of nominate *curvirostra*, combining wing/tail ratio of one species with bill shape of the other and vice versa. Furthermore, most 'rubrifasciata' have wing-bars

116 Lateral view of skins of Two-barred Crossbills / Witbandkruisbekken *Loxia leucoptera bifasciata* and 'rubrifasciata' crossbill (*Naturalis Biodiversity Center*). Adult males. Above and below: Two-barred, centre: 'rubrifasciata'.



Are 'rubrifasciata' crossbills of hybrid origin?



117 Lateral view of skins of Two-barred Crossbills / Witbandkruisbekken *Loxia leucoptera bifasciata* (Naturalis Biodiversity Center). First-year males.

118 Lateral view of skins of crossbills / kruisbekken *Loxia* (Naturalis Biodiversity Center). First-year males 'rubrifasciata' crossbill.





119 Lateral view of skins of Two-barred Crossbills / Witbandkruisbekken *Loxia leucoptera bifasciata* (Naturalis Biodiversity Center). Adult females (no 'rubrifasciata' crossbill available of this sex and age). **120** Lateral view of skins of Two-barred Crossbills / Witbandkruisbekken *Loxia leucoptera bifasciata* and 'rubrifasciata' crossbill (Naturalis Biodiversity Center). First-year females. Lower two: Two-barred, upper: 'rubrifasciata'. Note that upper bird is currently (still) accepted as Two-barred Crossbill by Dutch rarities committee (CDNA).



Are 'rubrifasciata' crossbills of hybrid origin?



121 Dorsal view of skins of Two-barred Crossbills / Witbandkruisbekken *Loxia leucoptera bifasciata* and 'rubrifasciata' crossbill (Naturalis Biodiversity Center). Adult male: above and below Two-barred, central 'rubrifasciata'.

122 Dorsal view of skins of Two-barred Crossbills / Witbandkruisbekken *Loxia leucoptera bifasciata* (Naturalis Biodiversity Center). First-year males.





123 Dorsal view of skins of crossbills / kruisbekken *Loxia* (Naturalis Biodiversity Center). First-year males 'rubrifasciata' crossbill.

124 Dorsal view of skins of Two-barred Crossbills / Witbandkruisbekken *Loxia leucoptera bifasciata* (Naturalis Biodiversity Center). Adult females (no 'rubrifasciata' crossbill available of this sex and age).





125 Dorsal view of skins of Two-barred Crossbills / Witbandkruisbekken *Loxia leucoptera bifasciata* and 'rubrifasciata' crossbill (*Naturalis Biodiversity Center*). First-year females. Lower two: Two-barred Crossbill, upper: 'rubrifasciata'. Note that upper bird is currently (still) accepted as Two-barred Crossbill by Dutch rarities committee (CDNA).

too narrow for Two-barred Crossbill but wider than normal Red Crossbill, which virtually lacks any bars, while all other characters are a highly variable set of features of either species or are intermediate between the two. In a scoring system for the 15 characters examined in this study (explained in table 2), the individual scores for 'rubrifasciata' range from 4.5 to 10, thus between the scores of 0 for nominate *curvirostra* and 15 for Two-barred, while the average for all 'rubrifasciata' is 7.8, almost exactly halfway. In view of the individual variability of 'rubrifasciata', this morph cannot be an entity of its own but appears to be the result of hybridisation between Two-barred and Red, with some characters of one parent dominating in some birds and of the other parent in other. This hybrid theory was mentioned before by, eg, Clement et al (1993) but not further explored. The theory put forward by van den Berg (1983) that it concerns a form of atavism is not underpinned by measurements (cf figure 1).

In some years, 'rubrifasciata' seems to be less uncommon in western Europe than in others (eg, see the four birds from 1909). Probably, a few Two-barred Crossbills may stay behind within the breeding range of Red Crossbill after occasional

invasion years, breeding with the other species when no partners of its own taxon are available. That three birds of 'rubrifasciata' from 1909 are from Texel is probably not related to local breeding: planting of forest started on Texel in 1895 and, by 1909, the conifers were still small and not covering more than a few hectares (Irene Maas pers comm). Thus, the birds were unlikely to have bred locally and presumably had arrived from further north or east.

Identification of Texel bird in July 2013

The bird on Texel was in orange-red plumage and showed strong abrasion of tertials and tail, pointing to a second-calendar year male. It had no step in width of the wing-bars, pointing to all median and greater upper wing-coverts still being juvenile. With an estimated width of 3 mm on the median coverts, 5 mm on greater, and none on the tertials due to abrasion, it fits a worn second-calendar-year Two-barred Crossbill. However, also some 'rubrifasciata' show bars of this width and, without exact measurements of wing, tail, tarsus and bill, the bird cannot be identified with certainty and is better left unidentified as *leucoptera*'*rubrifasciata*'.

Acknowledgements

I thank Filip De Ruwe for comments on my observation of wing-barred crossbills and Jos van den Berg and Eric Menkveld for permitting publication of photographs of the Texel bird. Henk Levering assisted in preparing figure 1.

Samenvatting

ZIJN 'RUBRIFASCIATA' KRUISEBKEN VAN HYBRIDE OORSPRONG? Op 24 juli 2013 werd tussen een aantal normale Kruisbekken *Loxia curvirostra* in de Texelse Staatsbossen, Texel, Noord-Holland, een eerste-jaars mannetje kruisbek gezien en gefotografeerd met duidelijke witte vleugelstrepen waarvan de waarnemers niet zeker wisten of het een echte Witbandkruisbek *L leucoptera* was of een exemplaar van de door C L Brehm beschreven vorm 'rubrifasciata', welke een gewone Kruisbek zou zijn met witte vleugelstrepen. Om zekerheid te verkrijgen over de variatie in kenmerken van beide soorten werden in de collectie van Naturalis Biodiversity Center te Leiden de 22 aanwezige Witbandkruisbekken, de 289 exemplaren van nominaat Kruisbek *L c curvirostra*, en het type-exemplaar van de door Brehm in 1819 verzamelde 'rubrifasciata' onderzocht. Onder de 289 Kruisbekken waren er 11 die vleugelstrepen toonden van 1 mm breed of meer en deze kunnen als 'rubrifasciata' worden opgevat (veel kleinere bandjes komen regelmatig bij Kruisbek voor, vooral bij vogels met juveniele grote en middelste dekveren). Omdat de aanwezigheid van witte vleugelstrepen op de vleugel klaarblijkelijk geen onderscheidend kenmerk is, werden beide soorten op grond van afmetingen gedetermineerd. Witbandkruisbek heeft een duidelijk dunnere snavelbasis dan Kruisbek (vooral indien uitgedrukt als de som van hoogte en breedte van de snavel aan de basis), een relatief lange staart vergeleken met de vleugellengte (dus een kleinere vleugel/staart-ratio) en een significant kortere tarsus. Een scatterdiagram waarin de vleugel/staart-ratio tegen de som van snavelhoogte en -breedte wordt uitgezet geeft een volledige scheiding tussen een aselechte steekproef van 69 gewone Kruisbekken en de meeste exemplaren van Witbandkruisbek (figuur 1). Echter, drie als Witbandkruisbek gedetermineerde vogels vallen in de puntenwolk van gewone Kruisbek (zie *bifasciata*/*'rubrifasciata'* in figuur 1), en ook tarsus- en snavellengte van deze vogels zijn langer dan van Witbandkruisbek maar gelijk aan Kruisbek (tabel 1), waardoor zij als 'rubrifasciata' moeten worden opgevat. Hierbij is een door de CDNA thans als Witbandkruisbek aanvaarde vogel die levend werd gevonden te Den Helder, Noord-Holland, op 2 september 1990 (verkeersluchttoffer, overleden 3 september 1990). Bekijken we alle kenmerken van deze 14 *rubrifasciata*'s (11 plus drie plus het type), dan valt op dat hun kenmerken onderling heel variabel zijn (tabel 1 en 2). De puntenwolk van 'rubrifasciata' in figuur 1 valt niet samen met die van gewone Kruisbek, dus een (ata-

vistische) vorm van Kruisbek kan het niet zijn. Het lijkt vooral een combinatie van vogels met een Kruisbekachtige vleugel/staart-ratio maar met een te dunne snavel, en vogels met een vleugel/staart-ratio van Witbandkruisbek maar met een te dikke snavel. De overige kenmerken zijn eveneens erg heterogeen en die variatie kan alleen verklaard worden met de constatering dat 'rubrifasciata' een hybride is tussen Kruisbek en Witbandkruisbek. Het voorkomen van hybriden maakt determinatie van witbandige kruisbekken niet makkelijker: breedtes van witte vleugelstrepen, zoals bij de Texelse vogel, van 5 mm op de grote dekveren en 3 mm op de middelste dekveren en het ontbreken van wit op de tertials komt ook bij eerstejaars Witbandkruisbekken voor. Alleen inschatting van de afmetingen kan bij zulke vogels uitsluitend geven. Herbeoordeling van de vogel van Den Helder door de CDNA lijkt gewenst.

References

- van den Berg, A B 1983. Atavism in Starling and other Palearctic birds. *Dutch Birding* 5: 26-27.
- van den Berg, A B & Blankert, J J 1980. Crossbills *Loxia curvirostra* with prominent double wing-bar. *Dutch Birding* 2: 33-36.
- van den Berg, A B & Bosman, C A W 2001. Zeldzame vogels van Nederland – Rare birds of the Netherlands. Avifauna van Nederland 1. Tweede druk. Haarlem.
- van den Berg, A B, de By, R A & CDNA 1992. Rare birds in the Netherlands in 1990. *Dutch Birding* 14: 73-90.
- Berthold, P & Schlenker, R 1982. Crossbill with wing-bars: a brief review. *Dutch Birding* 4: 100-102.
- Clement, P, Harris, A & Davis, J 1993. Finches & sparrows: an identification guide. London.
- Cramp, S & Perrins, C (editors) 1994. The birds of the Western Palearctic 8. Oxford.
- Ebels, E B 1993. Invasie van Witbandkruisbekken in Nederland en Westeuropa in 1990-91. *Dutch Birding* 15: 206-214.
- Garner, M 1997. An apparent hybrid wing-barred Crossbill. *Birding World* 10: 71-72.
- Garner, M 2013. The Lynford Arboretum Crossbill with white wingbars: Website: <http://tinyurl.com/m9y653u>. [Accessed 31 January 2014.]
- Klafs, G & Stübs, J 1979. Die Vogelwelt Mecklenburgs. Jena.
- Lachmaier, H & Kreidl, A sine dato. Der Rosenbindenkreuzschnabel (*Loxia curvirostra* f. *rubrifasciata*). Website: <http://tinyurl.com/lmy4ldq>. [Accessed 31 January 2014.]
- Robb, M S 2000. Introduction to vocalizations of crossbills in north-western Europe. *Dutch Birding* 22: 61-107.
- Svensson, L 1992. Identification guide to European passerines. Fourth edition. Stockholm.
- Vinicombe, K 2014. The Helm guide to bird identification. London.

Are 'rubrifasciata' crossbills of hybrid origin?

TABLE 1 Ranges of measurements of Two-barred Crossbill *Loxia leucoptera* and Red Crossbill *L. curvirostra* as well as individual data of 'rubrifasciata' crossbill in Naturalis Biodiversity Center, Leiden, Netherlands. Sample size in brackets. First-year birds still have juvenile wing and tail. Juveniles with bill not full-grown not measured. For 'rubrifasciata': **bold blue** fits *curvirostra*, **red italics** fit *leucoptera*, **green underlined** is in overlap area or intermediate between the two. R=RMNH.AVES, Z=ZMA.AVES; for details of specimens of 'rubrifasciata' in Naturalis, see table 2.

age/sex	taxon	coll nr	wing length	tail length	bill length	wing/tail ratio	tarsus length	bill length to skull	bill length to nostril	bill depth	bill width	sum of bill depth and width
adult male	<i>leucoptera</i>		88-96 (8)	59-65 (8)	1.47-1.56 (8)	16.3-17.1 (6)	20.3-21.1 (8)	13.8-15.3 (8)	9.4-10.5 (8)	8.4-10.0 (8)	17.8-20.5 (7)	
juv/1st-yr male	<i>leucoptera</i>		90-96 (10)	57-63 (9)	1.46-1.59 (9)	15.8-17.5 (9)	18.6-21.5 (9)	13.2-15.2 (9)	9.4-10.5 (9)	8.3-9.5 (8)	18.1-20.0 (8)	
adult female	<i>leucoptera</i>		88-93 (6)	57-63 (6)	1.41-1.58 (6)	15.8-16.3 (5)	19.2-21.0 (6)	13.4-15.0 (6)	9.1-9.6 (6)	8.4-9.3 (4)	17.5-18.8 (4)	
juv/1st-year female	<i>leucoptera</i>		88-94 (2)	56.5 (1)	1.56 (1)	15.3 (1)	19.7 (1)	13.3 (1)	10.0 (1)	9.1 (1)	19.1 (1)	
adult male	<i>curvirostra</i>		96-102 (11)	55-60 (9)	1.66-1.74 (9)	17.3-18.5 (11)	21.6-25.2 (11)	15.0-17.0 (11)	10.7-11.6 (11)	10.2-11.3 (11)	21.1-22.9 (11)	
juv/1st-yr male	<i>curvirostra</i>		95-104 (27)	54-61 (24)	1.63-1.79 (24)	17.0-19.4 (23)	20.8-24.3 (27)	14.7-17.5 (27)	10.4-12.0 (26)	9.6-11.5 (27)	20.1-23.3 (26)	
adult female	<i>curvirostra</i>		93-97 (14)	55-60 (14)	1.59-1.74 (14)	17.3-18.8 (12)	21.2-24.5 (14)	14.9-17.3 (14)	10.6-11.5 (14)	9.8-11.3 (14)	20.4-22.4 (14)	
juv/1st-yr female	<i>curvirostra</i>		91-97 (17)	54-59 (16)	1.63-1.76 (16)	17.2-19.2 (16)	21.1-23.5 (15)	14.6-16.7 (16)	10.4-11.8 (15)	10.3-11.1 (15)	20.7-22.2 (14)	
adult male	'rubrifasciata'	R 160175	95.5	60.5	1.59	17.2	23.4	16.3	11.0	10.5	21.5	
adult male	'rubrifasciata'	R 2219	101.5	61.0	1.66	18.2	23.8	16.4	10.0	10.9	20.9	
juv/1st-yr female	'rubrifasciata'	R 160180	92.0	58.0	1.59	17.8	22.7	16.2	10.1	9.9	20	
juv/1st-yr female	'rubrifasciata'	R 86315	97.0	59.0	1.64	17.0	22.5	15.2	10.3	9.8	20.1	
juv/1st-yr male	'rubrifasciata'	R 160034	97.5	55.5	1.75	19.0	21.4	16.0	10.8	9.9	20.7	
juv/1st-yr male	'rubrifasciata'	R 160045	96.0	54.0	1.78	16.7	20.6	15.0	10.6	10.7	21.3	
juv/1st-yr male	'rubrifasciata'	R 160050	98.0	57.5	1.70	18.1	23.5	16.6	10.3	10.0	20.3	
juv/1st-yr male	'rubrifasciata'	R 160055	98.5	58.0	1.70	17.4	22.4	15.3	10.3	9.8	20.1	
juv/1st-yr male	'rubrifasciata'	R 160088	95.5	57.5	1.68	17.3	21.0	15.4	10.3	10.2	20.5	
juv/1st-yr male	'rubrifasciata'	R 160089	96.0	61.5	1.56	17.2	23.5	15.6	10.5	10.1	20.6	
juv/1st-yr male	'rubrifasciata'	R 160102	97.5	56.5	1.73	17.4	21.9	15.0	10.7	9.5	19.2	
juv/1st-yr male	'rubrifasciata'	R 167897	95.5	57.0	1.67	17.2	22.2	15.5	10.2	9.3	19.5	
juv/1st-yr male	'rubrifasciata'	R 90869	93.5	62.0	1.51	16.7	24.5	16.7	10.2	10.0	20.2	
juv/1st-yr male	(type specimen)	Z 45072	96.0	58.0	1.66	18.6	22.9	15.2	9.4	9.9	19.3	

TABLE 2 Individual variation in width of white wing-bars in Two-barred Crossbill *Loxia leucoptera bifasciata* and '*rubrifasciata*' crossbill in Naturalis Biodiversity Center, Leiden, Netherlands; only birds with broadest and narrowest band listed. *) None found: outer greater covers or tertials still juvenile, white tips 1-3 mm wide; ** tertial tips of 3 mm and less frequently worn off, only leaving measurable indentation in feather-tip. *** Character-score: sum of 15 mensural or plumage characters of '*rubrifasciata*' (table 1 and 2 combined); each scored '0' if fitting *curvirostra* only, '1' if fitting *leucoptera* only, '1/2' if in overlap area or in between measured ranges; total score 0 for *curvirostra*, 15 for *leucoptera*. For '*rubrifasciata*': **bold blue** fits *curvirostra*, **red italics** fit *leucoptera*, **green underlined** in overlap area or intermediate between the two. R=RMNH.AVES, Z=ZMA.AVES.

age/sex	sample size/ species coll nr	white tips median covers	white tips greater covers	white tips tertials longest-middle	black feather-centres on mantle	total character score ****)	details of <i>rubrifasciata</i>
		>>>: widening (outer to inner)	>>>: widening from mc1 to mc6 (outer to inner)				
adult male	n=6	5 >> 8 mm	3 >> 11 mm	3-7 mm	yes	15	
		3 >> 4 mm	4 >> 7 mm	1-4 mm	yes	15	
adult female	n=4	5 >> 7 mm	4 >> 11 mm	2-6 mm	yes	15	
		4 >> 5 mm	4 >> 6 mm	0-2 mm	yes	15	
1st-yr male (covers ad)	n=4	5 >> 6 mm	5 >> 10 mm	3-5 mm	yes	15	
		* >> 5 mm	* >> 8 mm	*	yes	15	
juv male (covers juv)	n=8	2.5 >> 4 mm	4 >> 9 mm	1-5 mm	yes	15	
		1 >> 3 mm	1 >> 5 mm	1-2 mm	yes	15	
juv female (covers juv)	n=1	0-0.75 mm	0-0.75 mm	0-0.75 mm	no	0	
both sexes, all ages	n=65	1 >>> 3 mm	1 >>> 4 mm	1-4 mm	no	4.5	no data, from captivity Europe, before 1850
adult male	R 2219	5 >> 6 mm	5 >>> 10 mm	4-8 mm	no	7.5	Europe, before 1850
juv/1 st-yr female	R 160175	1.5 >> 2 mm	1.5 >> 2 mm	1-2 mm	intermediate	8.5	Europe, before 1850
juv/1 st-yr female	R 86315	1.5 >> 2 mm	2 >> 3.5 mm	1-1.5 mm	intermediate	7.0	3-September 1990, Den Helder, Noord-Holland, Netherlands
juv/1 st-yr male	R 90869	1 >> 1 mm	1 >> 2 mm	1-2 mm	intermediate	10.0	14 June 1819, Rodathal, Sachsen, Germany
juv/1 st-yr male	Z 45072	1 >> 1 mm	1.5 >> 1.5 mm	1-2 mm	yes	9.0	16 June 1926 Seesdal, Aust-Agder, Norway
juv/1 st-yr male	R 160055	1 >> 1 mm	1 >> 2 mm	1-4 mm	no	7.0	10 July 1909, Texel, Noord-Holland, Netherlands
juv/1 st-yr male	R 160089	1 >> 1 mm	1 >> 3 mm	1-4 mm	intermediate	8.0	15 June 1859, Iser mountains, Liberec, Poland
juv/1 st-yr male	R 160034	1 >> 1 mm	1 >> 2 mm	1-2 mm	no	4.5	12 July 1909, Harderwijk, Gelderland, Netherlands
juv/1 st-yr male	R 160088	1 >> 2 mm	1 >> 1.5 mm	1-1.5 mm	yes	8.0	10 May 1865, Stockholm, Stockholm Län, Sweden
juv/1 st-yr male	R 160050	1.5 >> 1 mm	1 >> 3 mm	1-2 mm	no	6.5	8 July 1909, Texel, Noord-Holland, Netherlands
juv/1 st-yr male	R 160045	1.5 >> 1.5 mm	2 >> 4 mm	1-2 mm	yes	9.5	12 July 1909, Texel, Noord-Holland, Netherlands
juv/1 st-yr male	R 167897	1.5 >> 2 mm	3 >> 4 mm	0-3 mm	no	9.5	Europe, before 1850
juv/1 st-yr male	R 160102	1.5 >> 2 mm	1.5 >> 4 mm	1-1 mm	no	9.5	April [c 1820], Rodathal, Sachsen, Germany

Grote Geelpootruiters in Hilversumse Bovenmeent in mei-juni 2004 en op Noord-Beveland in oktober 2010-mei 2012

Enno B Ebels, Mark Hoekstein & E H (Bert) Logtmeijer

Van 24 mei tot en met 1 juni 2004 bevond zich een Grote Geelpootruiter *Tringa melanoleuca* in de Hilversumse Bovenmeent, Noord-Holland. Op 17 oktober 2010 werd een exemplaar ontdekt bij Colijnsplaat op Noord-Beveland, Zeeland. Laatstgenoemde vogel zwierf bijna 19 maanden rond op Noord-Beveland en werd voor het laatst gezien op 7 mei 2012. In dit artikel worden beide gevallen beschreven.

Hilversumse Bovenmeent

Op maandagavond 24 mei 2004 maakte Bert Logtmeijer een 'rondje Naardermeer'. Om c 20:30 arriveerde hij bij de Bovenmeent, een plasdrasgebied aan de zuidzijde van het Naardermeer. Bij het afzoeken van de plassen zag hij onder meer Tureluurs *T. totanus*, Groenpootruiters *T. nebularia* en Grutto's *Limosa limosa*. Rond 20:45 kreeg hij een steltloper in beeld die op één poot stond te slapen – en die ene poot leek geel te zijn! Na enige minuten kwam de vogel in beweging en zag BL twee opvallend oranjegele poten. In combinatie

met het verenkleed besefte hij dat hij naar een geelpootruiter keek. Hij belde zijn broer Peter, die snel arriveerde. Inmiddels liep de vogel tussen de Tureluurs en Groenpootruiters, waardoor de grootte goed kon worden ingeschat. Hij was iets forser dan een Groenpootruiter en BL en PL concludeerden op basis van formaat en snavelengte dat het waarschijnlijk een Grote Geelpootruiter was. Om 21:30 belden ze Will Schep, die de waarneming via het semafoonsysteem doorgaf als 'vrij zeker'. Inmiddels waren ook andere Gooise vogelaars gewaarschuwd. Rond 21:45 arriveerde Ruud van Beusekom, die met de determinatie als Grote instemde. In totaal zagen negen andere vogelaars de vogel nog voor donker en de waarneming werd als 'zeker' bevestigd. Op dinsdagochtend 25 mei werd de geelpootruiter al om 05:32 als 'ter plaatse' doorgegeven door René Alma. De hele dag was het druk met vogelaars en naar schatting zijn er die dag 300 komen kijken. Dat beeld herhaalde zich de volgende dagen waarbij de vogel zeer plaatstrouw bleek. De laatste waarneming dateert van 1 juni.

126 Grote Geelpootruiter / Greater Yellowlegs *Tringa melanoleuca*, Hilversumse Bovenmeent, Noord-Holland, 25 mei 2004 (Tommy Frandsen/Cursorius)



127 Grote Geelpootruiter / Greater Yellowlegs *Tringa melanoleuca*, Hilversumse Bovenmeent, Noord-Holland, 25 mei 2004 (Ruud G M Altenburg)



Beschrijving

De beschrijving is gebaseerd op aantekeningen van BL en PL, foto's van Ruud Altenburg, Tommy Frandsen, Toy Janssen en Daan Schoonhoven (cf Dutch Birding 26: 273, plate 402, 284, plate 419, 2004) en videobeelden van Teus Luijendijk.

GROOTTE & BOUW Formaat als van Groenpootruiter maar iets forser, duidelijk groter dan Tureluur (met beide soorten direct te vergelijken). Bouw, silhouet (ook in vlucht) en verhoudingen van snavel, kop, hals, tibia en tarsus lijkend op die van Groenpootruiter. Vleugels in vlucht langer lijkend dan die van Groenpootruiter.

KOP & HALS Kruijn en hals met lichtgrijze ondergrond en fijne bruingrijze streping. Wenkbrauwstreep voor oog wit, even hoog als oog, achter oog onopvallend. Teugel grijs. Smalle witte oogring, vooral onder oog opvallend.

BOVENDELEN Mantel en schouder grijsbruin, donkerder dan hals en kruijn, met witachtige vlekjes. Stuit en bovenstaart wit, scherp en recht afgescheiden van bruingrijze rug, overgaand in donker gebandeerde staart.

ONDERDELEN Buik wit. Borst, zijhals en voorflank grijsbruin gestreept en gevlekt, naar achterflank overgaand in contrastrijke verticale bandering. Onderstaartdekveren wit.

VLEUGEL Handpennen en handpendekveren zeer donker tot zwart. Tertiaals bruingrijs met opvallende lichte karteltekening op buitenrand.

STAART Wit met fijne donkere dwarsbandering. Donkere banden smaller dan witte.

NAAKTE DELEN Basaal derde deel van snavel grijs, rest donkergrijs tot zwart. Poot geeloranje. Oog donker.

GEDRAG Veelvuldig knikkend met kop en wippend met staart.

Noord-Beveland

Op 17 oktober 2010 zagen Mark Hoekstein en Edward Minnaar om 15:30 over de 's-Gravenhoek-inlaag op Noord-Beveland een ruiters langsvliegen naar noordoost, die MH direct determineerde als Grote Geelpootruiter; de vogel verdween achter de dijk. MH en EM vonden hem om c 15:55 terug ten noorden van de Wanteskuup; hier vloog hij al gauw op en MH en EM vonden hem om 16:10 opnieuw terug ten oosten van de Wanteskuup. Blij dat de vogel eindelijk bleef zitten verspreidden ze het nieuws. Tot donker konden c 20 voornamelijk Zeeuwse vogelaars hem nog zien. De volgende ochtend duurde het tot c 11:00 voordat de vogel werd teruggevonden, ditmaal binnendijs in de brede sloot langs de Zandhoekweg, een paar kilometers ten westen van de Wanteskuup. De vogel foerageerde hier met enkele Zwarte Ruiters *T erythropus*. Het betrof een eerste-winter vogel. Hij bleef de volgende dagen in dezelfde omgeving en werd vanaf november op diverse plekken op Noord-Beveland gezien, zoals het Bokkegat en de Valkreek in Colijnsplaat. Hij bleef hier twee win-

ters (2010/11 en 2011/12); tot 21 april 2012 werd hij bijna dagelijks gemeld. Daarna werden de waarnemingen schaarser en de laatste datum is 7 mei 2012 (cf Ovaa et al 2013). In het voorjaar (april-mei) van 2011 en 2012 ruide hij naar adult zomerkleed. Door het lange verblijf werd dit exemplaar door vele 100-en vogelaars gezien en uitvoerig gedocumenteerd met foto's, geluidsopnamen en videobeelden (cf Plomp et al 2011, 2012; www.birdpix.nl, www.dutchavifauna.nl, www.dutchbirding.nl, www.waarneming.nl).

Beschrijving

De beschrijving is gebaseerd op foto's van vele fotografen (cf www.dutchbirding.nl, www.waarneming.nl), videobeelden van Marc Plomp (Plomp 2011, 2012) en geluidsopnamen van Arnoud van den Berg, Dick Groenendijk en Gerard Troost (cf www.dutchavifauna.nl, www.waarneming.nl). De beschrijving geeft het uiterlijk van de vogel weer in oktober 2010. Verschillen met latere perioden worden aangegeven.

GROOTTE & BOUW Formaat als van Zwarte Ruiters (waar-mee vaak direct vergelijkbaar), vaak iets groter overkomend; duidelijk groter dan Tureluur. Bouw, silhouet (ook in vlucht) en verhoudingen van snavel, kop, hals, tibia en tarsus lijkend op die van Zwarte Ruiters. Handpenprojectie c 30% van zichtbare tertiallengte. Vier zichtbare handpentoppen voorbij tertiaals waarvan langste (p9) en op één na langste dicht bijeen (handpennen van binnen naar buiten genummerd). Staartprojectie c 0.5 cm. Forse rechte snavel. Snavellengte c 1.5 maal die van kop. Snavelhoogte bij basis ongeveer even hoog als afstand van oog tot kruijn. Zichtbare tibiallengte c 60% van snavellengte. Tarsuslengte ongeveer gelijk aan snavellengte. Poten in vlucht ruim voorbij staart stekend.

KOP & HALS Kruijn en hals grijsbruine indruk gevend, veroorzaakt door lichtgrijze ondergrond met fijne bruine streping (streping later donkergrijs; in april-mei 2011 en 2012 streping zwaar en zwartachtig). Wenkbrauwstreep voor oog wit, even hoog als oog, achter oog onopvallend. Teugelvlek donkergrijs. Smalle witte oogring, vooral onder oog opvallend.

BOVENDELEN Mantel en schouder licht grijsbruin, donkerder dan hals en kruijn, met witachtige vlekjes. Stuit en bovenstaart wit, scherp en recht afgescheiden van bruine rug, overgaand in donker gebandeerde staart.

ONDERDELEN Buik en verticale band op voorhals wit. Borst zijhals en voorflank zwaar grijsbruin gestreept en gevlekt, op flank naar achteren toe lichter wordend (flankstreping later donkergrijs; in april-mei 2011 en 2012 flankstreping zwaarder dan in overige perioden). Onderstaartdekveren wit, met uitzondering van donker gebandeerde laterale onderstaartdekveren.

VLEUGEL Handpennen en handpendekveren zeer donker bruingrijs. Armpennen bruin (in latere periode donkergrijs), met beige karteltekening langs beide randen



128 Grote Geelpootruiter / Greater Yellowlegs *Tringa melanoleuca*, met Zwarte Ruiters / Spotted Redshank *T. erythropus*, Colijnsplaat, Noord-Beveland, Zeeland, 18 oktober 2010 (Erik de Waard)

129 Grote Geelpootruiter / Greater Yellowlegs *Tringa melanoleuca*, Colijnsplaat, Noord-Beveland, Zeeland, 10 december 2010 (Kris De Rouck)





130 Grote Geelpootruiter / Greater Yellowlegs *Tringa melanoleuca*, met Zwarte Ruiters / Spotted Redshank *T erythropus*, Colijnsplaat, Noord-Beveland, Zeeland, 26 juni 2011 (*Kris De Rouck*)

131 Grote Geelpootruiter / Greater Yellowlegs *Tringa melanoleuca*, Colijnsplaat, Noord-Beveland, Zeeland, 22 augustus 2011 (*Henk Laverman/hlfotografie.nl*)



(vlekjes groter en duidelijker dan vlekjes op mantel). Tertiaals en grote dekveren met donkerbruin centrum (in latere periode donkergrijs) en vuilwit gekartelde rand. Langste tertiaal met negen kartelvlekjes. Kartelvlekjes afgewisseld met donkerbruine (in latere periode donkergrijze) driehoekige vlekjes, iets donkerder dan veercentrum. Middelste en meeste kleine dekveren donkerbruin (in latere periode donkergrijs) met vuilwitte rand en donkerbruine (in latere periode donkergrijze) top. Ondervleugel lichtgrijs, vlekkelig getekend.

STAART Wit met smalle bruine (in latere periode donkergrijze) dwarsbandering.

NAAKTE DELEN Basaal derde deel van snavel grijs, rest donkergrijs tot zwart. Poot eigeel tot diepgeel. Nagels donker. Oog donker.

GEDRAG Vaak onrustige indruk makend, knikkend met kop en wippend met staart. Buitendijks (zout water) foeragerend op stenen langs waterrand. Binnendijks (brak/zout water) foeragerend op slikranden of in ondiep water, soms tot aan buik. Slechts zelden buitendijks foeragerend.

GELUID Zowel aan grond als in vlucht veelvuldig roepend, luid *klie-klie-klie(-klie-klie)* of *klie-klie(-klie-klie)-klu*, roep bestaand uit drie tot vijf lettergrepen.

Determinatie

Grootte, postuur, snavelvorm en snavelstructuur van beide vogels duiden op een Grote Geelpootruiter. De kleur en tekening van kop, hals en mantel, de recht van de mantel afgescheiden witte stuit en de pootkleur sloten Groenpootruiter uit. Kleine Geelpootruiter *T flavipes* kon worden uitgesloten door het grote formaat en de snavelvorm (bij Kleine Geelpootruiter meer lijkend op Tureluur) en door het geluid (cf Grant 1981, Hayman et al 1986, Lewington et al 1991, Achtermann 1992, Bradshaw 1993, Bradshaw & Votier 1993, Jonsson 1994, van Bemmelen & Groenendijk 2005, Vinicombe 2008). De vogel van de Hilversumse Bovenmeent werd als tweede-kalenderjaar aanvaard op basis van de bruine tint in de dekveren en tertiaals. De vogel van Noord-Beveland kon als eerste-winter worden gedetermineerd (in oktober 2010) op grond van de volgende kenmerken: **1** donkerbruine basiskleur van dekveren en tertiaals (grijzer bij adult); **2** regelmatig witgetopte bovenzvleugeldekveren (onregelmatig en slordig bij adult); **3** grote en opvallende kartels op tertiaals en grote bovenzvleugeldekveren (kleiner bij adult); en **4** vrij lichte tekening op flank (bij adult zwaarder en uitgebreider getekend).

Eerdere gevallen in Nederland en status in Europa

Het betreft het derde en vierde geval van Grote Geelpootruiter in Nederland. Eerdere gevallen waren op 15 januari 1995 bij Grijpskerke, Zeeland, en van 20 april tot en met 3 mei 1995 in de



132 Grote Geelpootruiter / Greater Yellowlegs *Tringa melanoleuca*, Colijnsplaat, Noord-Beveland, Zeeland, 13 april 2012 (Peter L Meininger)

Braakman, Zeeland (Goedbloed 1997). In tegenstelling tot wat aanvankelijk werd vermoed (cf Driessens & Ebels 1995, Ebels 1995) bleek op basis van kleedverschillen dat de vogel van de Braakman niet dezelfde was als de eerste voor België, die van 27 november tot 2 december 1994 c 35 km ten zuidwesten van beide Nederlandse locaties bij Dudzele-Zeebrugge, West-Vlaanderen, verbleef (Dutch Birding 17: 34, 37, 40, 1995, Mergus 9: 3-19, 1995). Omdat op basis van de beschikbare documentatie niet met zekerheid was te bepalen of de eerste Nederlandse vogel van Grijpskerke dezelfde was als die van zes weken eerder in België of die van drie maanden later in de Braakman werden beide Nederlandse waarnemingen in 1995 als verschillende exemplaren aanvaard.

Grote Geelpootruiter broedt in boomrijk veenmoeras in Noord-Amerika, in Canada van Newfoundland in het oosten, zuidelijk langs de Hudsonbaai, en via Edmonton tot aan Anchorage, Alaska, VS, in het westen. De soort overwintert langs de oostkust (ten zuiden van New York, VS) en langs de westkust (ten zuiden van Portland, Oregon, VS) van Noord-Amerika en in vrijwel geheel Midden- en Zuid-Amerika (Cramp & Simmons 1983, Hayman et al 1986).

In Europa is Grote Geelpootruiter tot en met 2013 bijna 100 keer vastgesteld, in de Azoren (17), Brittannië (36), België (1), Canarische Eilanden (1), Denemarken (1), Frankrijk (7), Ierland (13), IJsland (2), Nederland (4), Noorwegen (1), Polen (2), Portugal (1), Spanje (8), Tsjechoë (1) en Zweden (3). Winterwaarnemingen en overwinteringsgevallen

zijn bij Grote Geelpootruiter niet uitzonderlijk in Europa; naast de winterwaarnemingen in Nederland in januari 1995, winter 2010/11 en winter 2011/12 zijn gevallen uit de late herfst en winter (november-maart) bekend uit de Azoren (januari-maart 2011, februari 2011); België (eerder genoemde geval uit november-december 1994); Brittannië (december 2009 en winter 2011/12); Frankrijk (november 1989, januari 1996 en december 2010); Spanje (november 1989, maart 1998, december 2000 en winter 2000/01, januari-februari 2009); en Zweden (januari 2013) (Lewington et al 1991, Barthel 1992, Dubois & Yésou 1992, Hudec et al 1995, MacAskill 2012; www.birdingazores.com, www.netfugl.dk, www.tarsi-ger.com; Marcel Haas in litt).

Summary

GREATER YELLOWLEGS AT HILVERSUMSE BOVENMEENT IN MAY-JUNE 2004 AND ON NOORD-BEVELAND IN OCTOBER 2010-MAY 2012 From 24 May to 1 June 2004, a first-summer Greater Yellowlegs *Tringa melanoleuca* stayed at Hilversumse Bovenmeent, Noord-Holland, the Netherlands. On 17 October 2010, a first-winter was discovered near Colijnsplaat, Noord-Beveland, Zeeland, the Netherlands. The latter stayed for almost 19 months and was seen almost daily at different sites on Noord-Beveland. It was last seen on 7 May 2012 and thus spent two winters in the area. These are the third and fourth record for the Netherlands; previous ones were near Grijpskerke, Zeeland, on 15 January 1995 and at Braakman, Zeeland, from 20 April to 3 May 1995 (accepted as different individuals). There are now almost 100 records of this American wader in Europe, in the Azores (17), Britain (36), Belgium (1), Canary Islands (1), the Czech Republic (1), Denmark (1), France (7), Ireland (13), Iceland (2), the Netherlands (4), Norway (1), Poland (2), Portugal (1), Spain (8) and Sweden (3). Winter records or cases of overwintering are not exceptional in Europe; apart from the ones in the Netherlands, there have been late autumn and winter records (November-March) in the Azores, Belgium, Britain, France, Spain and Sweden.

Verwijzingen

- Achtermann, S 1992. Die Bestimmung von Kleinem Gelbschenkel *Tringa flavipes* und Großem Gelbschenkel *T. melanoleuca*. Limicola 6: 53-79.
- Barthel, P H 1992. Bemerkungen zum Auftreten der Gelbschenkel *Tringa flavipes* und *T. melanoleuca* in Mitteleuropa. Limicola 6: 85-90.
- van Bemmelen, R S A & Groenendijk, D 2005. Masters of Mystery: solutions of sixth round 2004 (Greater Yellowlegs). Dutch Birding 27: 52-53.
- Bradshaw, C 1993. Mystery photographs (juvenile Greater Yellowlegs). Dutch Birding 15: 74-76.
- Bradshaw, C & Votier, S 1993. Masterguide (Start with the legs...). Birdwatch 14: 44-48.
- Cramp, S & Simmons, K E L (redactie) 1983. The birds of the Western Palearctic 3. Oxford.
- Drilessens, G & Ebels, E B 1995. DB Actueel: Grote Geelpootruiter nieuw voor België en Nederland. Dutch Birding 17: 38.
- Dubois, P J & Yésou, P 1992. Les oiseaux rares en France. Bayonne.
- Ebels, E B 1995. DB Actueel: Grote Geelpootruiter duikt weer op in Zeeland. Dutch Birding 17: 88.
- Goedbloed, J 1997. Grote Geelpootruiters bij Grijpskerke en in Braakman in 1995. Dutch Birding 19: 166-170.
- Grant, P J 1981. Mystery photographs (juvenile Greater Yellowlegs). Br Birds 74: 94-96.
- Hudec, K, Chytil, J, Štaštný, K & Bejček, V 1995. [Birds of the Czech Republic]. Sylvia 31: 97-149. [In Czech.]
- Logtmeijer, B & Logtmeijer, P 2004. DB Actueel: Grote Geelpootruiter in Hilversumse Bovenmeent. Dutch Birding 26: 284.
- MacAskill, D 2012. Reports (The *Tringa* that lingered. Greater Yellowlegs: Loch Fleet, Highland, from 14 December 2011). Birdwatch 236: 68-69.
- Ovaa, A, Groenendijk, D, Haas, M, Berlijn, M & CDNA. Rare birds in the Netherlands in 2012. Dutch Birding 35: 357-279.
- Plomp, M (redactie) 2011, 2012. Dutch Birding video-jaaroverzicht 2010; 2011. Dvd. De Cocksdorp.
- Vinicombe, K 2008. Identification (Lesser and Greater Yellowlegs). Birdwatch 194: 30-32.

Enno B Ebels, Joseph Haydnlaan 4, 3533 AE Utrecht, Nederland
(ebels@wxs.nl)

Mark Hoekstein, 'ss Heerhendrikskinderdijk 60, 4461 DX Goes, Nederland
(mhoekstein@zeelandnet.nl)

E H (Bert) Logtmeijer, De Dennen 182, 1402 KM Bussum, Nederland
(lion182@zonnet.nl)

Birds of Kazakhstan: new and interesting data, part 5

After four previous editions of 'Birds of Kazakhstan: new and interesting data' (Wassink & Oreel 2008, Wassink 2009, 2010, 2013a) and the publication documenting four new species for Kazakhstan (Wassink et al 2011), another selection of new data for Kazakhstan is presented here, including the first records of Blyth's Rosefinch *Carpodacus grandis* and many range extensions.

Asian White-winged Scoter *Melanitta deglandi stejnegeri*

On 2 August 2011, a female with two pulli was photographed at Katon-Karagay national park in the southern Altai, East Kazakhstan province (Vorobyov 2011). This is a new breeding location in the southern Altai.

Common Goldeneye *Bucephala clangula*

On 25 April 2012, breeding in Bayanaul national park, Pavlodar province, was established for the first time, when a female with pulli was found at Birzhankol lake (Reznichenko 2014). This means a considerable extension of the breeding range.

Altai Snowcock *Tetrao gallus altaicus*

On 20 May 2010, one was photographed in the southern Altai, East Kazakhstan province (Vorobyov 2010). This species is hardly ever observed, let alone photographed.

Indian/Chinese Pond Heron *Ardeola grayii bacchus*

On 7 December 2013, a first calendar-year was found at Sorbulak lake, Almaty province (Fedorenko 2013). Although the bird was extensively photographed, no consensus on its identification could be reached. At the same location the first Indian Pond Heron for Kazakhstan (adult-summer) was found on 16 July 2009 (Kovalenko 2009, Wassink 2010).

Purple Heron *Ardea purpurea*

On 12 February 2014, one was photographed at Karakol lake at the Caspian coast of Mangghystau province (Katuncev 2014). This is the first winter record in Kazakhstan.

Western Great Egret *Casmerodius albus*

On 6 April 2013, one was photographed at Petropavlovsk, North Kazakhstan province (Zuban 2013). This is the northernmost record in Kazakhstan.

Little Egret *Egretta garzetta*

On 9 December 2013 (Zuban 2013) and 19 January 2014 (Katuncev 2014), one was photographed at Aqtau, Mangghystau province. These are the first winter records in Kazakhstan.

White Stork *Ciconia ciconia*

On 18-19 September 2013, an adult was photographed at Sadyrbay, Aqmola province (Salemgareev 2013, Urazaliyev 2013). This is the second record in the northern half of Kazakhstan.

Eurasian Spoonbill *Platalea leucorodia*

On 20 July 2011, two were photographed at Katon-Karagay in the southern Altai, East Kazakhstan province (Vorobyov 2011). This is the second record in the Altai.

Horned Grebe *Podiceps auritus*

On 27 December 2013, one was photographed at the Caspian Sea at Fort Shevchenko, Mangghystau province (Kadirov 2013). This is the first winter record in Kazakhstan.

Crested Honey Buzzard *Pernis ptilorhynchus*

On 16 May 2013, an adult male was photographed at Korgalzhyn, Aqmola province (Fijen 2013). After two males and a female at the same location on 12-13 May 2012 (Robbe 2012, Wassink 2013), this is the second record in central Kazakhstan.

Griffon Vulture *Gyps fulvus*

On 18 January 2014, an adult was photographed at Zhabagly, South Kazakhstan province (Belousov 2014). This is the third documented winter record in Kazakhstan.

Shikra *Accipiter badius*

On 21 and 24 May 2013, an adult male was photographed and well described at Korgalzhyn, Aqmola province (Fijen 2013; Thijs Fijen in litt). This is the first record for central Kazakhstan and the northernmost ever.

Little Bustard *Tetrax tetrax*

On 21 November 2012, a first calendar-year was photographed at Sorbulak lake, Almaty province (Machiel Valkenburg in litt). Since no records were known after early November (Wassink & Oreel 2007), this is the latest in Kazakhstan ever.

Ibisbill *Ibidorhyncha struthersii*

On 9 May 2013, one was found in suitable breeding habitat at the Chagan-Obo river in the



133 Little Bustard / Kleine Trap *Tetrax tetrax*, first calendar-year, Sorbulak lake, Almaty province, Kazakhstan, 21 November 2012 (*Machiel Valkenburg*)

134 Crested Honey Buzzard / Aziatische Wespendif *Pernis ptilorhynchus*, adult male, Korgalzhyn, Aqmola province, Kazakhstan, 16 May 2013 (*Thijs P M Fijen*)



Chiliktinskaya valley, East Kazakhstan province (Vladimir Kolbintsev in litt). This record could indicate breeding at this location.

Sharp-tailed Sandpiper *Calidris acuminata*

On 11 August 2013, an adult was photographed at Sorbulak lake, Almaty province (Dyakin 2013). This is the sixth record (involving eight birds) for Kazakhstan.

Red Phalarope *Phalaropus fulicarius*

On 25 June 2013, a second calendar-year accompanied by a Red-necked Phalarope *P lobatus* was photographed at Karamendy, Qostanay province (Kalashnikov 2013). This is the 15th record for Kazakhstan.

Eurasian Woodcock *Scolopax rusticola*

On 8 January 2014, one was found at Öskemen (Starikov 2014). In winter, this species is very rare in Kazakhstan and, in north-eastern Kazakhstan, it had previously only occasionally been recorded at Semey.

Relict Gull *Larus relictus*

On 10 July 2013, an adult was photographed at Gorkoye lake in the Pavlodar Trans-Irtysh region, Pavlodar province (Lyakhov 2013). Since this is only c 35 km away from Aksor lake where the species has been found breeding recently, the record might indicate that it bred again in this region.

Baltic Gull *Larus fuscus fuscus*

On 11 April 2013, an adult was photographed at the northern Caspian Sea (Kovshar 2013). This is the third record for Kazakhstan.

Glaucous Gull *Larus hyperboreus*

On 21-22 January 2014, a second calendar-year was photographed at Chardara lake, South

Kazakhstan province, in southernmost Kazakhstan (Kovalenko 2014, Nukusbekov 2014). This is the fifth documented record for Kazakhstan.

Pomarine Skua *Stercorarius pomarinus*

On 24 October 2009 and 15 May 2013, a juvenile and adult bird, respectively, were photographed at the Kazakh part of the northern Caspian Sea (Kondratenko, 2009, 2013). These are the seventh and eight record for Kazakhstan.

Ural Owl *Strix uralensis*

In North Kazakhstan province, birds were photographed between Troebatskiy and Presnovka on 5 October 2008, at Petropavlovsk on 4 February 2011 (Zuban 2011) and 10 April 2013 (Zuban 2013). These records indicate that the species breeds in this region.

Eurasian Hoopoe *Upupa epops*

On 14 November 2013, one was photographed at Azatlyk, South Kazakhstan province (Belousov 2013). Apart from winter records in 1961-64 at Almaty, no records were known after early October (Wassink & Oreeel 2007).


Eurasian Penduline Tit *Remiz pendulinus jaxarticus*

On 2 June 2013, one was calling north of Birtaban lake, Aqmola province (Fijen 2013). After the finding of an abandoned nest with three eggs in the Nura valley at Korgalzhyn on 2 July 2008 (Bot 2008; Sander Bot in litt), this is the second indication that this species breeds (occasionally?) in this region.

Streaked Scrub Warbler *Scotocerca inquieta*

On 8 November 2013, one was photographed in the Kyzylkum desert, South Kazakhstan province (Timoshenko 2013). Since no records were known

FIGURE 1 Hume's Whitethroat / Humes Braamsluiper *Sylvia althaea althaea*, Ulytau, Qaraghandy province, Kazakhstan, 29 April 2011 (Patrick Franke)



after late September (Wassink & Oreel 2007), this is the latest in Kazakhstan ever.

Siberian Chiffchaff *Phylloscopus tristis*

On 6 December 2013, one was photographed at Zhabagly, South Kazakhstan province (Belousov 2013). This is the second winter record in Kazakhstan.

Ménétriés's Warbler *Sylvia mystacea*

On 21 April 2009, a male was photographed on an artificial island in the Kashagan oilfield in the north-eastern Caspian Sea (Kovshar 2009). This is the second record in the Kazakh part of the Caspian region. For a discussion on the subspecific identification of this bird, see the ID section on www.birdsofkazakhstan.com.

Asian Desert Warbler *Sylvia nana*

On 11 April 2007, one was photographed at Korgalzhyn, Aqmola province (Koshkin 2007). This is the second record for central Kazakhstan.

Hume's Whitethroat *Sylvia althaea althaea*

On 29 April 2011, one was sound-recorded while singing at Ulytau, Qaraghandy province (Franke 2011), c 500 km north of the nearest breeding location. This is the northernmost record in Kazakhstan ever.

Eurasian Nuthatch *Sitta europaea*

On 10 October 2006 and 7 October 2008, one was photographed in the Ural valley at Atyrau, Atyrau province (Saraev 2006, 2008). These are the first records in the lower Ural valley.

Eurasian Wren *Troglodytes troglodytes tianschanicus*

On 29 June 2013, one was singing in the Ivanovskiy mountains between Ridder and the Western Altai nature reserve, East Kazakhstan province (Fijen 2013). After the discovery of breeding birds in the Altai foothills at Buktharma (Wassink 2013), this is an even more northerly breeding location. It seems that this species is rapidly spreading into the Altai.

Red-throated Thrush *Turdus ruficollis*

On 22 February 2014, a second calendar-year male was photographed at Baiserke, Almaty province (Fedorenko 2014). This is the fourth record for Kazakhstan.

Mistle Thrush *Turdus viscivorus bonapartei*

On 19 January 2014, one was photographed at



135 Pied Flycatcher / Bonte Vliegenvanger *Ficedula hypoleuca*, second calendar-year male, Maishukur, Aqmola province, Kazakhstan, 30 April 2013 (Arend Wassink)

Petropavlovsk, North Kazakhstan province (Kalashnikov 2014). Previously, this subspecies was only known to winter in south-eastern Kazakhstan (Wassink & Oreel 2007).

Spotted Flycatcher *Muscicapa striata sarudnyi*

On 15 June 2013, a nest was found in the Urgaity gorge at Akterek in the Zhetyzhol mountains, Almaty province (Fedorenko 2013). This is the first breeding record in the northern Tien Shan.

Pied Flycatcher *Ficedula hypoleuca*

Between 30 April and 21 May 2013, at least eight were found in the Tengiz-Korgalzhyn region, Aqmola province (Fijen 2013, Wassink 2013b). Previously, only very few were recorded in this region annually. These records indicate that this species is more common in this region than previously known.

Red-flanked Bluetail *Tarsiger cyanurus*

On 4-5 July 2013, singing birds were found in the southern Altai, East Kazakhstan province, at Rakhmanovskiy lake and Berel, respectively (Fijen 2013). These records indicate that the species breeds in this mountain range, from which previously only summer records were known. On 19 December 2013, a first calendar-year was photographed at Almaty (Isabekov 2013). This is the first winter record for Kazakhstan.

Masked Wagtail *Motacilla personata*

On 18 June 2013, a pair with juveniles was found at Zhangyzkuduk, Aqmola province (Fijen 2013;



136 Nest of Pallas's Reed Bunting / Pallas' Rietgors *Emberiza pallasii*, Rachmanovskiy lake, East Kazakhstan province, Kazakhstan, 3 July 2013 (Thijs P M Fijen)

Thijs Fijen in litt). This is the second breeding record in Aqmola province.

Siberian Buff-bellied Pipit *Anthus rubescens japonicus*

On 20 October 2013, one was photographed at Sorbulak lake, Almaty province (Kovalenko 2013). This is the 12th record for Kazakhstan, of which three in spring (extreme dates 2 and 24 April) and nine in autumn (extreme dates 7 and 21 October).

Common Chaffinch *Fringilla coelebs*

On 22 June 2013, a nest was found in the Urgaity gorge at Akterek in the Zhetyzhol mountains, Almaty province (Belyalov 2013). This is the first breeding record in the northern Tien Shan. Previously, only summer records were known from this region (Wassink & Oreel 2007).

Two-barred Crossbill *Loxia leucoptera*

On 18 December 2013, two were photographed at Petropavlovsk, North Kazakhstan province (Zuban 2013). On 10 January 2014, two were photographed at Qostanay, Qostanay province (Timoshenko 2014). These are the sixth and seventh documented records for Kazakhstan, coinciding with a notable invasion of this species into western Europe during autumn 2013 and the winter of 2013/14.

Asian Rosy Finch *Leucosticte arctoa*

On 7 June 2013, an adult carrying food was photographed at Katon-Karagay national park

(Vorobyov 2013) and, on 13 July 2013, one was photographed north-east of Koshkol lake (Zametnaya 2013). These records indicate that this species breeds more widely in the southern Altai than previously known.

Spotted Great Rosefinch *Carpodacus severtzovi kobdensis*

On 3 March 2014, a female was photographed at Katon-Karagay national park in the southern Altai, East Kazakhstan province (Vorobyov 2014). This is the second of this subspecies in Kazakhstan.

Blyth's Rosefinch *Carpodacus grandis*

From 12 January to 24 February 2014, an adult male and a female stayed at Zhabagly in the western Tien Shan foothills, South Kazakhstan province (Belousov 2014). This is a new species for Kazakhstan.

Hawfinch *Coccothraustes coccothraustes*

On 9 and 10 July 2013, an adult with a begging juvenile was found at Ushbulak in the Zhungarskiy Alatau foothills, East Kazakhstan province (Fijen 2013). Since the subspecies *C c humii* breeds in the Chinese part of this mountain range and the nearest breeding location of nominate *C c coccothraustes* is at least 400 km away, at Buran in the Chyerniy Irtysh valley, it is most likely that the record refers to the former. Since the behaviour of the bird clearly indicated breeding, this is the first proof of breeding outside the Ugam valley in the western Tien Shan.

Pallas's Reed Bunting *Emberiza pallasii*

On 3 July 2013, three pairs, of which two nests could be located, were found at Rachmanovskiy lake, East Kazakhstan province (Fijen 2013). This is a new breeding location in the southern Altai.

Yellow-breasted Bunting *Emberiza aureola*

On 1 August 2013, a juvenile was photographed at Borly lake in the Pavlodar Trans-Irtysh region, Pavlodar province (Lyakhov 2013). This species, formerly a common breeding bird in northern parts of Kazakhstan, was not recorded in Kazakhstan after 2007, when a probable breeding pair was found at Kachyri, also in the Pavlodar Trans-Irtysh region, near the border with Russia (Kamp et al 2008).

Acknowledgements

I am grateful to Sander Bot, Thijs Fijen, Patrick Franke, Geert Groot Koerkamp, Justin Jansen, Vladimir Kolbintsev, Alexei Koshkin and Machiel

Valkenburg for contributing to this paper in various ways.

References

- Belousov, E M 2013. Eurasian Hoopoe, photographed; Paddyfield Warbler, photographed; Siberian Chiffchaff, photographed. Website: www.birds.kz. [Accessed 15 November 2013.]
- Belousov, E M 2014. Griffon Vulture, photographed; Blyth's Rosefinch, photographed. Website: www.birds.kz. [Accessed 19 January 2014, 25 February 2014.]
- Belyalov, O V 2013. Common Chaffinch, photographed. Website: www.birds.kz. [Accessed 22 June 2013.]
- Bot, S 2008. Kazakhstan trip report. Website: www.cloudbirders.com. [Accessed 31 March 2013.]
- Dyakin, G 2013. Sharp-tailed Sandpiper, photographed. Website: www.birds.kz. [Accessed 14 September 2013.]
- Fedorenko, V 2013. Pond Heron species, photographed; Spotted Flycatcher, photographed; Red-throated Thrush, photographed. Website: www.birds.kz [Accessed 19 June 2013, 22 February 2014.]
- Fijen, T 2013. Eurasian Penduline Tit; Eurasian Wren; Hawfinch; Masked Wagtail; Oriental Honey Buzzard; Pallas's Reed Bunting; Pied Flycatcher; Red-flanked Bluetail; Shikra. Website: kazakhstan.observado.org. [Accessed 31 May 2013, 3, 16 and 19 June 2013, 1 July 2013, 6-8 August 2013.]
- Franke, P 2011. Hume's Whitethroat, sound-recorded. Website: www.birdsofkazakhstan.com. [Accessed 1 January 2013.]
- Isabekov, A 2013. Red-flanked Bluetail, photographed. Website: www.birds.kz. [Accessed 20 December 2013.]
- Kadirov, A 2013. Horned Grebe, photographed. Website: www.birds.kz. [Accessed 28 December 2013.]
- Kalashnikov, M 2013. Red-necked Phalarope, photographed; Mistle Thrush, photographed. Website: www.birds.kz. [Accessed 29 June 2013, 19 January 2014.]
- Kamp, J, Grishina, K V, Makhmetova, M, Salemgareev, A, Fadeev, M & Koshkin, M A 2008. Numbers and distribution of some bird species at the middle Irtys reaches, Pavlodar oblast, NE Kazakhstan. *Selevinia* 2008: 177-184.
- Katuncev, A 2014. Little Egret, photographed; Purple Heron, photographed. Website: www.birds.kz. [Accessed 4 March 2014, 6 March 2014.]
- Kondratenko, G 2009. Pomarine Skua, photographed. Website: www.birds.kz. [Accessed 16 February 2014.]
- Kondratenko, G 2013. Pomarine Skua, photographed. Website: www.birds.kz. [Accessed 12 February 2014.]
- Koshkin, A V 2007. Asian Desert Warbler, photographed. Website: www.birds.kz. [Accessed 20 December 2012.]
- Kovalenko, A V 2009. Indian Pond Heron, photographed. Website: www.birds.kz. [Accessed 9 April 2012.]
- Kovshar, V A 2009. Ménériés's Warbler, photographed; Baltic Gull, photographed. Website: www.birds.kz. [Accessed 6 January 2013, 4 October 2013.]
- Lyakhov, O 2013. Relict Gull, photographed. Website: www.birds.kz. [Accessed 13 July 2013.]
- Lyakhov, O 2013. Yellow-breasted Bunting, photographed. Website: www.birds.kz. [Accessed 9 August 2013.]
- Reznichenko, S 2014. [Breeding of the Goldeneye *Bucephala clangula* in Bayanul national park.] *The Russian Journal of Ornithology* 23, express issue 961: 253-255. [In Russian.]
- Robbe, I 2012. Crested Honey Buzzard. Website: kazakhstan.observado.org. [Accessed 16 June 2012.]
- Salemgareev, A 2013. White Stork, photographed. Website: www.birds.kz. [Accessed 19 September 2013.]
- Saraev, F A 2006, 2008. Eurasian Nuthatch, photographed. Website: www.birds.kz. [Accessed 9 November 2013.]
- Starikov, S V 2014. [December record of Eurasian Crane *Grus grus* in the Western Altai near Öskemen.] *The Russian Journal of Ornithology* 23, express issue 961: 264-265. [In Russian.]
- Starikov, S V 2014. [Winter record of Woodcock *Scolopax rusticola* at Öskemen.] *The Russian Journal of Ornithology* 23, express issue 960: 224. [In Russian.]
- Timoshenko, A Y 2013. Streaked Scrub Warbler, photographed; Two-barred Crossbill, photographed. Website: www.birds.kz. [Accessed 13 and 18 November 2013, 25 January 2014.]
- Uruzaliyev, R 2013. White Stork, photographed. Website: www.birds.kz. [Accessed 20 September 2013.]
- Vorobyov, V 2010. Altai Snowcock, photographed; Eurasian Spoonbill, photographed. Website: www.birds.kz. [Accessed 14 October 2013, 19 November 2013.]
- Vorobyov, V 2011. White-winged Scoter, photographed. Website: www.birds.kz. [Accessed 19 November 2013.]
- Vorobyov, V 2013. Asian Rosy Finch, photographed. Website: www.birds.kz. [Accessed 24 November 2013.]
- Vorobyov, V 2014. Spotted Great Rosefinch, photographed. Website: www.birds.kz. [Accessed 8 March 2014.]
- Wassink, A 2009, 2010, 2013a. Birds of Kazakhstan: new and interesting data, part 2; part 3; part 4. *Dutch Birding* 31: 101-110; 32: 128-130; 35: 30-34.
- Wassink, A 2013b. Kazakhstan trip report. Website: www.cloudbirders.com. [Accessed 22 January 2014.]
- Wassink, A & Oreel, G J 2007. *The birds of Kazakhstan*. De Cocksdorp, Texel.
- Wassink, A & Oreel, G J 2008. Birds of Kazakhstan: new and interesting data, part 1. *Dutch Birding* 30: 93-100.
- Wassink, A, Ahmed, R, Busuttill, S & Salemgareev, A 2011. Oriental Plover, Franklin's Gull, Syrian Wood-

pecker and Masked Shrike new to Kazakhstan. Dutch Birding 33: 239-244.
Zametnya, V 2013. Asian Rosy Finch, photographed. Website: www.bird.kz. [Accessed 20 January 2014.]
Zuban, I 2011. Ural Owl, photographed; Two-barred Crossbill, photographed. Website: www.birds.kz.

[Accessed 16 and 18 November 2012.]
Zuban, I 2013. Ural Owl, photographed; Western Great Egret, photographed, Little Egret, photographed. Website: www.birds.kz. [Accessed 6 and 10 April 2013, 3 March 2014.]

Arend Wassink, Postweg 64, 1795 JR De Cocksdorp, Texel, Netherlands
(arendwassink@kpnmail.nl)

Rare waders on Aruba: Buff-breasted Sandpipers in October 2010 and 2011 and Upland Sandpiper in October 2011

During my first visit to Aruba on 24-28 October 2010, with my wife Louise Beijer, I paid several visits to Bubali Bird Sanctuary, Tierra del Sol Golf Resort and Saliña Cerca in the northernmost part of the island, and Arikok National Park in the eastern part. On 25-27 October 2010, in the area north-east of Tierra del Sol Golf Resort, we encountered several species of boreal waders, including Grey Plover *Pluvialis squatarola*, American Golden Plover *P. dominica*, Lesser Yellowlegs *Tringa flavipes* and White-rumped *Calidris fuscicollis*, Pectoral *C. melanotos*, Western *C. mauri*, Least *C. minutilla* and Stilt Sandpiper *C. himantopus*. We also observed a Buff-breasted Sandpiper *C. subruficollis* here, first on 25 October and, presumably the same bird, again on 26 October. On 27 October, a group of four birds was observed in the same area. The identification was checked

137 Buff-breasted Sandpipers / Blonde Ruiters *Calidris subruficollis*, juveniles, Tierra del Sol Golf Resort, Aruba, 27 October 2010 (Emile M E Dirks/Stichting Vogelreizen)



against Restall et al (2006) and O'Brien et al (2006) and is easily confirmed by the photograph (plate 137). The Buff-breasted Sandpipers spent most time in low vegetation of less than 15 cm high, where the birds were industriously searching for food. American Golden Plover and, less frequently Pectoral Sandpiper, were observed foraging in the same habitat at close distance.

During my second visit to Aruba, on 17-22 October 2011, leading a group for the Dutch travel company Stichting Vogelreizen in the area east of Tierra del Sol, we surprisingly encountered Buff-breasted Sandpipers again. The first observation was on 18 October (a group of 11 birds) and subsequent observations were on 20 October (nine), 21 October (four) and 22 October (one). On all occasions, the birds were not feeding in association with other bird species.

Buff-breasted Sandpiper breeds in the high Arctic of eastern Russia, northern Alaska, USA, and northern Canada (Sibley 2000). The species winters in eastern South America and migrates through Central America and the Caribbean (del Hoyo et al 1996). Within the Caribbean, it has

138 Upland Sandpiper / Bartrams Ruiters *Bartramia longicauda*, Aruba, 22 October 2011 (Paul Borgerding/Stichting Vogelreizen)



been recorded on passage on numerous islands (Bond 1985), as well as on the continent in Suriname (Haverschmidt & Mees 1994), but interestingly not in Venezuela during autumn migration (Hilty 2003). Hitherto, the species has been recorded sporadically in the southern Netherlands Antilles, just north of Venezuela. There had been two autumn records from Bonaire (October 1970 and October-November 1984) and one autumn record from Curaçao (October 2000, two groups of 10 birds) but none for Aruba (Prins et al 2009). Given Buff-breasted's occurrence in the Caribbean, its occurrence on Aruba was to be expected. In line with the other islands of the Netherlands Antilles (Prins et al 2009), Aruba has seen a significant increase in the number of birds species recorded, with rare species or species new to the island being recorded regularly (eg, Mlodinow 2006). The meteorological circumstances in late October 2010 were normal for the period, hence it is unlikely that the occurrence of the species was directly influenced by adverse weather conditions. A more likely reason for 'new' species being recorded fairly regularly on Aruba in recent years is the often low and irregular intensity of birding on the island.

An Upland Sandpiper *Bartramia longicauda* was discovered in the northern part of Aruba on 22 October 2011. This bird was easily identified by its distinctive combination of long-legged, long-tailed and long-necked shape with almost straight yellowish bill and predominantly brown plumage (see plate 138). This concerns the second record for Aruba (after one in November 1978; Prins et al 2009). On neighbouring Curaçao and

Bonaire, there have been two records of this species as well (Curaçao: one in August 1956 and another in February 1993; Bonaire: one in August 1977 and one in October 1984; Prins et al 2009). It is nevertheless a rather common migrant in September-October in north-eastern Anzoátegui, coastal Venezuela (Hilty 2003). In Suriname, the species is considered a regular migrant (Haverschmidt & Mees 1994). This species may therefore well be observed more often on Aruba in the future.

I thank Vincent Nijman (Department of Anthropology and Geography, Oxford Brookes University, England), Kees (C S) Roselaar (Naturalis Biodiversity Center, Leiden, Netherlands) and Tineke Prins for assistance in preparing this paper.

References

- Bond, J 1985. Birds of the West Indies. London.
del Hoyo, J, Elliott, A & Sargatal, J (editors) 1996. Handbook of the birds of the world 3. Barcelona.
Haverschmidt, F & Mees, G F 1994. Birds of Suriname. Paramaribo.
Hilty, S 2003. Birds of Venezuela. London.
Mlodinow, S 2006. Five new species of birds for Aruba, with notes on other significant sightings. J Carib Ornithol 19: 31-35.
O'Brien, M, Crossley, M & Karlson, K 2006. The shorebird guide. London.
Prins, T G, Reuter, J, Debrot, A, Wattel, J & Nijman, V 2009. Checklist of the birds of Aruba, Curaçao and Bonaire, South Caribbean. Ardea 97: 137-268.
Restall, R, Rodner, C & Lentino, M 2006. Birds of northern South America: an identification guide. London.
Sibley, D 2000. The North American bird guide. New York.

Emile M E Dirks, Schepenlaan 31, 1503 HK Zaandam, Netherlands
(emile.dirks@stichtingvogelreizen.nl)

DBA-nieuws

Nieuwe en vertrekkende bestuursmedewerkers Het bestuur van Dutch Birding is verheugd om u te kunnen melden dat Maartje Doorn sinds begin dit jaar de binnen onze organisatie belangrijke taak van abonnementen-administratie op zich heeft genomen. Deze functie heeft zij overgenomen van Gerald Oreeel die de afgelopen drie jaar de administratie heeft verzorgd. Wij willen Gerald bedanken voor zijn inzet en betrokkenheid de afgelopen jaren en wensen Maartje heel veel succes.

Tevens hebben in het afgelopen jaar twee trouwe medewerkers het stokje overgedragen, te weten Peter Weiland en Chris van Rijswijk. Peter (webmaster) is jarenlang de stille kracht geweest achter de websites en Chris (fotowebredactie) heeft zich 10 jaar lang ingespannen voor het werven en plaatsen van fotomateriaal op de website. Beiden willen wij danken voor hun inzet en betrokkenheid. ARJAN VAN EGMOND & BESTUUR DUTCH BIRDING ASSOCIATION

WP reports

This review lists rare and interesting birds reported in the Western Palearctic mainly from **late January to mid-March 2014**. The reports are largely unchecked and their publication here does not imply future acceptance by a rarities committee. Observers are requested to submit their records to each country's rarities committee. Corrections are welcome and will be published.

GEESE AND DUCKS A female-type **White-headed Duck** *Oxyura leucocephala* at Krakow, Malopolska, on at least 8 February was the 17th for Poland. In France, c 15 **Black Brants** *Branta nigricans* occurred this winter while up to 30 were present as usual in the Netherlands. A **Dark-bellied Brent Goose** *B bernicla* (or perhaps Black Brant but not Pale-bellied *B hrota*) flew past Arel, Banc d'Arguin, Mauritania, on 29 January. In the Netherlands, the two flocks of c eight **Red-breasted Geese** *B ruficollis* in the Wadden Sea region remained from November 2013 into March. The first **Pacific Eider** *Somateria mollissima v-nigrum* for Norway and the WP was an adult male photographed at Varanger, Finnmark, on 19-20 February. In Iceland, adult males **American White-winged Scoter** *Melanitta deglandi deglandi* occurred at Njarðvík from 20 December 2013 into March, at Grandi, Reykjavík, from 4 February into March, and at Gerðhamrar, Dýrafjörður, on 11 February, while a first-winter was at Kolgrafafjörður on 28 February. In Denmark, the long-staying adult male **American Scoter** *M americana* at Stængehus, Sjælland, was still present on 10 February and the returning bird (sixth winter) at Asserbo Strand, Hovedstaden, remained into March. The adult male **Bufflehead** *Bucephala albeola* spent its 10th consecutive winter at Barendrecht, Zuid-Holland, the Netherlands. The first for Italy was an adult male without rings on Pantelleria, Sicily, on 1-3 February. A female **Hooded Merganser** *Lophodytes cucullatus* at Hrautúnstjörn, Reykjavík, from 28 January into March was the 10th for Iceland. The second **Goosander** *Mergus merganser* for the Azores on Terceira on 12 February is likely to have been the first **Common Merganser** *M m americana* for the WP. An interesting longevity record mentioned in a recent BTO report concerned a **Eurasian Wigeon** *Anas penelope* ringed as a first-year male at Abberton Reservoir, Essex, England, on 15 February 1962 and shot at a distance of c 4000 km after 34 years and seven months in Sovetskiy district, Russia, on 15 September 1996. From 29 January, an adult male **American Black Duck** *A rubripes* was back at Presterodkilen, Vestfold, Norway, while an adult male occurred at Strontian, Highland, Scotland, from 22 February into March.

GREBES TO SANDGROUSE The long-staying **Pied-billed Grebe** *Podilymbus podiceps* at Saint-Martin-de-Crau, Bouches-du-Rhône, France, from July 2012 was still present in late February. The one on North Uist, Outer Hebrides, Scotland, from 6 December 2013 remained into March. In the Azores, the one at Lagoa Azul, São Miguel, was still present in February. The second **Rufous**

Turtle Dove *Streptopelia orientalis meena* this winter for Finland and the 23rd in total was a first-winter at Uusikaupunki, Finland, from 7 January into March. In Morocco, a male **Lichtenstein's Sandgrouse** *Pterocles lichtensteinii* was found near Tissint, Tata, on 8 March.

RAILS TO CRANES On 2-3 February, a **Sora** *Porzana carolina* was seen at Lower Moors on St Mary's, Scilly, England, in exactly the same place as one on 19 October 2013. For the first time since its first breeding in France, the number of pairs of **Purple Swamphen** *Porphyrio porphyrio* decreased to 13 pairs in 2012, probably because of severe winter weather, down from at least 93 in 2011. The third **Purple Gallinule** *P martinicus* for Iceland was found dead at Núpsvötn, Fljótshverfi, on 30 January. The first for Ireland was a first-summer male found dead at Carne, near Belmullet, Mayo, on 2 February. In the Azores, an immature was photographed at Conceição, Horta, Faial, on at least 16-20 February. The **American Coot** *Fulica americana* at Loch Flemington, Highland, from 5 January remained into March. In the Azores, one remained at Lagoa Azul, São Miguel, in February. The last **Siberian Crane** *Grus leucogeranus* of wild origin in the WP, 'Omid', was again in Mazandaran, Iran in February. An adult **Sandhill Crane** *G canadensis* at Gallocanta, Zaragoza, Spain, on 25-28 February was most likely a returning bird (in 2013, it was seen here on 24-26 February). The total number of males **Little Bustard** *Tetrax tetrax* in France was at least 2360 in 2012, showing an increase from at least 1664 in 2008. A wintering flock at Kfar Ruppim, Israel, peaked at 32 in mid-January. In the Netherlands, an individual at Langelo, Drenthe, on 13-26 February was the first since January 2012 and fourth after 1999.

LOONS TO TUBENOSES In Ireland, a **Pacific Loon** *Gavia pacifica* stayed at Lough Fea, Tyrone, from 19 January into late February. The juvenile **Yellow-billed Loon** *G adamsii* on Lac du Der-Chantecoq, Marne, France, from 8 December 2013 was present until at least late February. Other inland birds were seen at Rhederlaag, Arnhem, Gelderland, the Netherlands, on 13-27 January, at Wien, Austria, from 2 February, and in Sachsen, Germany, from 10 February onwards. The world's oldest wild bird, 'Wisdom', a female **Laysan Albatross** *Phoebastria immutabilis* aged c 63 years on Midway Atoll in the Hawaiian archipelago, ringed as an adult of at least five years old in 1956, hatched yet another young on c 4 February, demonstrating that fertility does not necessarily disappear with age; she raised up to 36 chicks of which six since 2006, and her worn rings had to be replaced five times. The second **Wedge-tailed Shearwater** *Puffinus pacificus* for Thailand was a dark-morph at Leam Pak Bia sandpit, Petchaburi, on 2 February.

HERONS The sixth **Eurasian Bittern** *Botaurus stellaris* for Iceland was photographed at Laugar, Reykjadalur, on 1-7



139 Husonian Whimbrel / Amerikaanse Regenwulp *Numenius hudsonicus* (right), with Eurasian Curlew *N arquata*, Nakhsholim, Israel, 6 February 2014 (*Rei Segali*)

140 Husonian Whimbrel / Amerikaanse Regenwulp *Numenius hudsonicus*, Nakhsholim, Israel, 6 February 2014 (*Rei Segali*)



February and found dead on 9 February. In the Azores, a first-winter **Yellow-crowned Night Heron** *Nyctanassa violacea* was seen at Ribeira de São Francisco, Santa Maria, from 31 December 2013 to 16 January. From 24 January into March, a juvenile **Green Heron** *Butorides virescens* stayed on São Miguel, Azores. If accepted as a genuine vagrant, a first-winter **Chinese Pond Heron** *Ardeola bacchus* at Hythe, Kent, England, from 20 January to 8 March will be the first in winter for the WP or North America. There have been several previous European 'category D and E' records (eg, in Møre og Romsdal, Norway, in autumn 1973; at Hortobágy, Hungary on 13 August 2000; in England in October-November 2004; and in Finland on 17-19 July 2007 and 4 August 2012) and the first for the USA was on St Paul, Pribilof Islands, Alaska, in early August 1996. On 25 January, an **Intermediate Egret** *Mesophoyx intermedia* and two **Black Herons** *Egretta ardesiaca* were still present at Barragem de Poilao, Santiago, Cape Verde Islands.

SPOONBILLS TO IBISES The number of breeding pairs of **Eurasian Spoonbill** *Platalea leucorodia* in France gradually increased from at least 150 in 2006 to at least 560 in 2012. The two juvenile hand-raised **Northern Bald Ibises** *Geronticus eremita* from the re-introduced free-flying colony in Grünau im Almtal, Oberösterreich, Austria, present near Stadskanaal, Groningen, the Netherlands, from 24 November 2013 were still present on at least 7 March. These colour-ringed birds hatched in spring 2013 and are expected to return to their colony in Austria, as this happened in previous cases of first-years wandering widely. Another individual was found at Untermarchtal, Baden-Württemberg, Germany, in January 2014. In the Ethiopian highlands, three adult birds were found in February while only one (the female 'Zenobia') had returned to Syria last summer. The three included Zenobia, which had previously been paired to 'Odeinat' (which disappeared over a year ago in Saudi Arabia), a solitary bird, and an unringed adult accompanying Zenobia. It probably means that the regular wintering site is now found, and that the migratory relict Syrian population is not extinct, yet. Unprecedented numbers of **Glossy Ibises** *Plegadis falcinellus* wintered in Britain, Ireland and even the Faeroes (five on 6 January); in the Netherlands, at least 12 spent the winter.

WADERS In Spain, a **Sociable Lapwing** *Vanellus gregarius* was present at Gálvez, Toledo, from 9 February into March. The third **Caspian Plover** *Charadrius asiaticus* for the Netherlands and the first in Europe in mid-winter stayed at Wissenkerke, Zeeland, on 10-26 January, when it was reportedly either scared off or actually taken by a European Merlin *Falco columbarius*. In May 2013, the first breeding of **Greater Painted-snipe** *Rostratula benghalensis* for Arabia was documented (a pair and two chicks were seen) at Sabya, Jizan, Saudi Arabia, where it was first reported in 2010 (Phoenix 30: 23-24, 2014). The first **Hudsonian Whimbrel** *Numenius hudsonicus* for Israel and the Middle East occurred at Nakhsholim, Carmel Coast, from early December 2013 into March. In The Gambia, one was discovered at Kartong on

29 December 2013 and still present in February. A **Lesser Yellowlegs** *Tringa flavipes* at Nouakchott on 6 February was the second for Mauritania. The first-winter wintering in the Netherlands at Vatrop, Wieringen, Noord-Holland, from 23 November 2013 was last seen on 16 February. In the Azores, a **Short-billed Dowitcher** *Limnodromus griseus* remained at Cabo da Praia, Terceira, throughout the period.

AUKS A count of beached birds along the Atlantic coast between Finistère, France, and the Spanish border on 22-23 February resulted in 12 229 corpses of **Atlantic Puffin** *Fratercula arctica* (Birdwatch online) and by 2 March close to 20 000 were reported dead, supposedly as a result of a series of severe storms. The fourth **Thick-billed Murre** *Uria lomvia* for France was taken into care in southern Finistère on 17 February but died the next day.

GULLS TO TERNS After the influx of **Ivory Gull** *Pagophila eburnea* earlier this winter in north-western Europe, one was discovered at Cromane, Kerry, Ireland, on 30 January. **Bonaparte's Gulls** *Chroicocephalus philadelphia* occurred, eg, at Cariño harbour, A Coruña, Spain (adult), from 4 January into March; Cedeira, A Coruña, from 16 February (third calendar-year); Guadiana, Huelva, Spain, on 28 February; and Las Palmas de Gran Canaria, Gran Canaria, Canary Islands, from 15 February into March. A first-winter **Ross's Gull** *Rhodostethia rosea* photographed at Pontevedra harbour, Pontevedra, from 7 February into March was the fourth for Spain. A third calendar-year was present at Grindavík, Iceland, on 8-11 February and a second calendar-year at Saint-Denis-d'Oléron, Charente-Maritime, France, on 23-27 February. Moreover, a first-winter was present at Aberavon, Glamorgan, Wales, on 8-16 February; an adult was seen in Lancashire, England, on 9 February; and three adults occurred in Ireland during February. An immature **California Gull** *Larus californicus* at Yaguarcocha, Ibarra, Imbabura, Ecuador, in late February was the first for South America. First-winter **Laughing Gulls** *L. atricilla* were seen at Ballycotton, Cork, Ireland, from 16 February into March, and at Marazion beach, Cornwall, England, on 17 February. A **Franklin's Gull** *L. pipixcan* was present on Canna, Highland, in February. If accepted, a first-winter **Pallas's Gull** *L. ichthyaetus* near Valencia from 21 March will be the first for Spain. In Nordrhein-Westfalen, Germany, an adult **Ring-billed Gull** *L. delawarensis* also present in the previous winter was seen again near Leverkusen from 2 February onwards. Also in Germany, an adult **Heuglin's Gull** *L. heuglini* remained at a dump at Braunschweiger Rieselfelder, Niedersachsen, from 30 January into March. A **Smithsonian Gull** *L. smithsonianus* at Sesimbra, Estremadura, in early February was the first adult for Portugal. The first **Slaty-backed Gull** *L. schistisagus* for Ireland was photographed at Waterside, Galway, on 8 February. In western France, Spain and Portugal, high numbers of **Iceland Gulls** *L. glaucoides* and **Glaucous Gulls** *L. hyperboreus* were seen since mid-December after severe winter storms. In Ireland, the first-winter **Forster's Tern** *Sterna*



141 Cinereous Vulture / Monniksgier *Aegypius monachus*, immature, Sharm-el-Sheikh, Sinai, Egypt, 5 February 2014 (Paul Keeble) **142** Presumed Chinese Pond Heron / vermoedelijke Chinese Ralreiger *Ardeola bacchus*, Hythe, Kent, England, 2 March 2014 (Vincent Legrand) **143** Yellow-billed Loon / Geelsnavelduiker *Gavia adamsii*, first-year, Vienna, Austria, 4 February 2014 (Leander Khil)





144 Siberian Crane / Siberische Witte Kraanvogel *Grus leucogeranus*, adult male ('Omid'), Fereydunkenar, Mazandaran, Iran, 8 February 2014 (*Leander Khil*) **145** Green Heron / Groene Reiger *Butorides striatus*, second calendar-year, Sete Cidades, São Miguel, Azores, 15 February 2014 (*Gerbrand Michielsen*) **146** American Coot / Amerikaanse Meerkoet *Fulica americana*, adult, Loch Flemington, Highland, Scotland, 15 January 2014 (*Ewan Urquhart*)





147 Parrot Crossbill / Grote Kruisbek *Loxia pytyopsittacus*, male, Lanaken, Limburg, Belgium, 26 January 2014
(Filip De Ruwe)

148 Black-throated Thrush / Zwartkeellijster *Turdus atrogularis*, first-winter female, Bergen, Hordaland, Norway,
30 January 2014 (Bert de Bruin)





149-150 Smithsonian Gull / Amerikaanse Zilvermeeuw *Larus smithsonianus*, adult, Sesimbra, Estremadura, Portugal, 7 February 2014 (*António Gonçalves*) **151** Lesser Yellowlegs / Kleine Geelpootruiter *Tringa flavipes*, Nouakchott, Mauritania, 6 February 2014 (*Erik van Winden*) **152** Eurasian Crag Martin / Rotszwaluw *Ptyonoprogne rupestris*, Nouamghar, Mauritania, 4 February 2014 (*Hans Schekkerman*)

forsteri at Elly Bay, Mayo, and the adult at Nimmo's Pier, Galway, remained until at least late February.

RAPTORS The number of breeding pairs of **Black-winged Kite** *Elanus caeruleus* in France increased from 32 in 2008 and at least 74 in 2011 to at least 113 in 2012 (Ornithos 20: 297-332, 2013). In 2012, 1462 pairs of **Griffon Vultures** *Gyps fulvus* bred in France, almost double the number of 2006. In Germany, singles stayed in Rheinland-Pfalz from 2 to at least 25 January and on Fehmarn, Schleswig-Holstein, from 16 February to at least mid-March. A second calendar-year **Pallid Harrier** *Circus macrourus* at Aspiran, Hérault, on 12-26 January constituted a rare winter record for France. The long-staying first-year **Long-legged Buzzard** *Buteo rufinus* at Tweede Maasvlakte, Zuid-Holland, Netherlands, from 25 September 2013 stayed through March. In France, one was wintering at Narbonne, Aude, from 27 November 2013 to at least late February.

OWLS The fourth **Northern Hawk-Owl** *Surnia ulula* for the Netherlands at Zwolle, Overijssel, from 12 November 2013 was last seen on 10 February (Dutch Birding 36: 1-8, 2014). In Germany, individuals in Mecklenburg-Vorpommern from 26 December 2013 and at Friedrichsbrunn, Harz, Sachsen-Anhalt, from 1 February remained into March. The eighth **Eurasian Pygmy Owl** *Glaucidium passerinum* for the Netherlands at Lettele, Overijssel, from 10 December 2013 remained through February (Dutch Birding 36: 65-68, 2014). At Al Hajar mountains, northern Oman, a new wadi with several pairs of **Omani Owl** *Strix omanensis* was found in February and one pair could be watched and photographed at a nesting hole during daylight. The first-winter female **Snowy Owl** *Bubo scandiacus* on Vlieland, Friesland, Netherlands, from 30 December 2013 (first reported on Texel, Noord-Holland, on 26 December) remained through March and was accompanied by another first-winter female from 28 January (which was first seen on

Terschelling, Friesland, on 18 January); the latter was found dead on 1 March (see also Dutch Birding 36: 65-68, 2014). In France, a first-winter female stayed on Île de Ré, Charente-Maritime, from 12 January to 6 February, and a first-winter male was at Le Maisnil, Nord, from 19 January into March. In Denmark, a female was photographed at Rubjerg Knude on 9 February. In Shetland, Scotland, one stayed at Exnaboe until 14 February.

WOODPECKERS TO DRONGOS In the Azores, a **Northern Flicker** *Colaptes auratus* at Pedro Miguel, Faial, on 26-27 February was probably the same as the one on the same island on 30 September 2013. A **White-backed Woodpecker** *Dendrocopos leucotos* landed on a boat in the Barents Sea between Murmansk, northern Russia, and Svalbard on 1 August 2013, c 45 km from the nearest shore, constituting the species' northernmost record (Vogelwelt 134: 143-147, 2013). The first **Brown Shrike** *Lanius cristatus* for the Netherlands at Azewijnsche Broek, Gelderland, from 18 January stayed until at least mid-March (cf Dutch Birding 36: 69-70, 2014). **Desert Grey Shrikes** *L elegans* were seen in western Sicily, from November 2013 to 13 February (*L e algeriensis*) and on 23 February (*L e elegans*). A **Fork-tailed Drongo** *Dicrurus adsimilis* at Aden, Yemen, on 28 October 1946 constitutes the first for Arabia and the WP (Phoenix 30: 9, 2014).

153 Red-flanked Bluetail / Blauwstaart *Tarsiger cyanurus*, first-year male, Marshfield, Gloucestershire, England, 22 February 2014 (Chris Galvin)



WARBLERS TO PIPITS In Britain, a handful presumed **Blyth's Lesser Whitethroats** *Sylvia althaea blythi* were found this winter of which the identification of at least one, at Tynemouth, Northumberland, from 4 January to late February, was confirmed by DNA analysis (<http://tinyurl.com/na25uy1>). An unprecedented influx occurred in the Netherlands with a total of c eight reported from September through March, of which at least five were confirmed to be *blythi* (and not *halimodendri*) by DNA analysis (at Castricum, Noord-Holland, on 13 September 2013; at Meijndel, Wassenaar, Zuid-Holland, on 27 September 2013; at Bloemendaal, Noord-Holland, on 18 October 2013; at Eemshaven, Groningen, from 3 December 2013 to 14 January; and at Culemborg, Gelderland, from 11 January to at least late March); there were only two previous records of this subspecies confirmed by DNA. On 6 March, a **Paddyfield Warbler** *Acrocephalus agricola* was trapped in Albufera de Valencia, Spain. A male **Wallcreeper** *Tichodroma muraria* was wintering at Liège, Liège, Belgium, from the last week of December 2013 to at least late March. In Norway, a second-year female **Black-throated Thrush** *Turdus atrogularis* visited a feeder at Bergen, Hordaland, from 27 January into March. A **Red-flanked Bluetail** *Tarsiger cyanurus* wintered in Gloucestershire, England, until 9 March. In the last week of February, an influx of c 23 **Isabelline Wheatears** *Oenanthe isabellina* occurred in Malta (and Gozo). In March, a higher than usual

154 Brown Shrike / Bruine Klauwier *Lanius cristatus*, first-year, Azewijnsche Broek, Gelderland, Netherlands, 4 March 2014 (Co van der Wardt)



number was noted in Morocco as well. In Spain, a **Desert Wheatear** *O deserti* stayed at Muskiz beach, Bizkaia, from 4 December 2013 into March. In Sweden, a **Black-throated Accentor** *Prunella atrogularis* stayed at Gräsö, Uppland, from 20 March onwards. Up to four **Sudan Golden Sparrows** *Passer luteus* were seen at Oued Jenna, Western Sahara, Morocco, from 1 February into March (the first record for Western Sahara was in the same area in April 2009). A DNA analysis of an **Eastern Yellow Wagtail** *Motacilla tschutschensis* on Tory Island, Ireland, on 12-28 October 2013 confirmed its identification as its DNA was identical to that of wagtails from Mongolia, north-eastern Siberia, north-eastern China and Alaska, and also 100% identical to the DNA of a bird at Colyton, Devon, England, in December 2010 (cf <http://tinyurl.com/oaumumz>). A **Masked Wagtail** *M personata* was reported from Mandria, Paphos, Cyprus, on 1 March. Two **Olive-backed Pipits** *Anthus hodgsoni* in Piglone and Sicily in January-February concerned the first winterers for Italy (also, two **Pallas's Leaf Warblers** *Phylloscopus proregulus* and two **Hume's Leaf Warblers** *P humei* spent this winter in Italy).

FINCHES TO BUNTINGS In England, small flocks of **Two-barred Crossbills** *Loxia leucoptera* remained in Gloucestershire and South Yorkshire into March. In France, a male

was seen at Verchaix, Haute-Savoie, on 19 January. After last autumn's and this winter's influx of **Parrot Crossbills** *L. pytyopsittacus* in, eg, Belgium, Britain, Germany and the Netherlands, the numbers of this species were gradually decreasing in late February and March. The first **Snow Bunting** *Plectrophenax nivalis* for Israel at Acre from 20 December 2013 was killed by a Common Kestrel *Falco tinnunculus* on 18 February. The first **Lincoln's Sparrow** *Melospiza lincolnii* for Iceland at Hafnarfjörður from 7 December 2013 stayed into March. From 27 January to 16 February, a **Myrtle Warbler** *Setophaga coronata* was frequenting a feeder in High Shincliffe, Durham, England.

For a number of reports Birdwatch, British Birds, Go-South Bulletin, Sovon-Nieuws, www.birdguides.com, www.netfugl.dk, www.rarebirdalert.co.uk and www.trekstellen.nl were consulted. We wish to thank Peter Adriaens, Richard Bonser, Dušan Brinkhuizen, Rolf Christensen, Martin Collinson, José Luis Copete, Andrea Corso, Tom Cuffe, Debby Doodeman, Philippe J Dubois (France), Enno Ebels, Lee Evans, Thijs Fijen, Tommy Frandsen, Raymond Galea, Lee Gregory, Geert Groot Koerkamp, Marcello Grusso, Ricard Gutiérrez, Leander Khil, Peter de Knijff, Łukasz Ławicki (www.clanga.com), André van Loon, Rónán McLaughlin, Gerby Michielsen, Dominic Mitchell, Geir Mobakken (Norway), Killian Mullarney, Gert Ottens, Yoav Perlman, Magnus Robb, Bruno Roth, Luciano Ruggieri, Michael Sammut, Hans Scheckerman, Roy Slaters, Roland van der Vliet, Jorrit Vlot and Peter de Vries for their help in compiling this review.

Arnoud B van den Berg, Duinlustparkweg 98, 2082 EG Santpoort-Zuid, Netherlands
(arnoud.vandenberg@planet.nl)

Marcel Haas, Helmweg 12C, 1759 NE Callantsoog, Netherlands (zoodauma@gmail.com)

Recente meldingen

Dit overzicht van recente meldingen van zeldzame en interessante vogels in Nederland beslaat voornamelijk de periode **januari-februari 2014**. De vermelde gevallen zijn merendeels niet geverifieerd en het overzicht is niet volledig. Alle vogelaars die de moeite namen om hun waarnemingen aan ons door te geven worden hartelijk bedankt. Waarnemers van soorten in Nederland die worden beoordeeld door de Commissie Dwaalgasten Nederlandse Avifauna (CDNA) wordt verzocht hun waarnemingen zo spoedig mogelijk in te dienen via www.dutchavifauna.nl.

Opvallend in deze periode waren het uitblijven van winterweer en de ruime keuze aan zeldzame soorten die – met name in januari – voor het oprapen lagen. Daaronder bevond zich zelfs een langverwachte nieuwe soort voor Nederland: Bruine Klauwier *Lanius cristatus*.

EENDEN Noemenswaardige aantallen **Witbuikrotganzen** *Branta hrota* werden gemeld bij Cadzand, Zeeland (14 op 6 februari), bij Westkapelle, Zeeland (maximaal 13), en op Wieringen, Noord-Holland (maximaal acht). In totaal werden c 30 **Zwarte Rotganzen** *B nigricans* waargenomen in de Delta, Zeeland/Zuid-Holland, en het Waddengebied, Noord-Holland/Friesland. Op c 40

plaatsen verspreid over het land werden **Roodhalsganzen** *B. ruficollis* gezien; net als in de voorgaande periode verbleven de hoogste aantallen op Texel, Noord-Holland (maximaal acht), Terschelling, Friesland (eveneens acht), en bij Wierum, Friesland (maximaal zeven). Overtuigende **Taigarietganzen** *Anser fabalis* verbleven tot 13 februari in de omgeving van Vlijmen, Noord-Brabant (maximaal 16 op 7 februari), en op 17 en 18 januari bij Boxtel, Noord-Brabant (maximaal 15). De enige melding van een **Groenlandse Kolgans** *A. albifrons flavirostris* kwam op 27 februari van Petten, Noord-Holland. De hoogste aantallen **Dwergganzen** *A. erythropus* werden gemeld op de traditionele locaties: bij Strijen, Zuid-Holland (maximaal 30) en bij Petten (maximaal 36). Daarnaast werden op een 10-tal andere locaties exemplaren gezien. Alle 13 langstreckende **Ijseenden** *Clangula hyemalis* waren voorbehouden aan tellers in het noordwesten van het land. Het mannetje bij Huizen, Noord-Holland, overwinterde daar voor de 12e winter op rij. Vanaf 31 december 2013 verbleef een mannetje **Brilzee-eend** *Melanitta perspicillata* voor de Noordzeekust van Schiermonnikoog, Friesland; hij werd hier tot 22 februari af en toe gemeld; op 5 januari werden zelfs twee mannetjes gemeld in de enorme groep zee-eenden. Het mannetje **Buffelkopeend** *Bucephala albeola* was de gehele periode aanwezig op



155 Kleine Geelpootruiter / Lesser Yellowlegs *Tringa flavipes*, eerste-winter, Vatrof, Noord-Holland, 14 januari 2014 (Arnaud B van den Berg)

156 Geelsnavelduiker / Yellow-billed Loon *Gavia adamsii*, eerstejaars, Rhederlaag, Gelderland, 27 januari 2014 (Alex Bos)





157 Kleine Trap / Little Bustard *Tetrax tetrax*, Langelo, Drenthe, 21 februari 2014
(Sieds Rienks)

158 Roodhalsganzen / Red-breasted Geese *Branta ruficollis*, adult mannetje (links) en vrouwtje, met Rotganzen / Dark-bellied Brent Geese *B bernicla*, Moddergat, Friesland, 1 maart 2014 (Arnoud B van den Berg)





159 Sneeuwuil / Snowy Owl *Bubo scandiacus*, eerstejaars vrouwtje, Pad van Twintig, Vlieland, Friesland, 2 februari 2014 (*Frank Dröge*)

160 Sneeuwuil / Snowy Owl *Bubo scandiacus*, eerstejaars vrouwtje, Pad van Twintig, Vlieland, Friesland, 2 februari 2014 (*Martin van der Schalk*)



Recente meldingen

de Gaatkensplas bij Barendrecht, Zuid-Holland. Verspreid over het land werden c acht **Witooegeenden** *Aythya nyroca* waargenomen, de meeste voor langere tijd. Het bekende vrouwtje **Ringsnaveleend** *A collaris* werd op 1 februari weer eens opgemerkt bij het gehucht Nederland in de Weerribben, Overijssel. Het (ongeringde) mannetje **Siberische Taling** *Anas formosa* in Gelderland werd voor het laatst op 1 januari gezien bij Driel. Een mannetje **Amerikaanse Smient** *A americana* liet zich op 3 en 4 januari door veel vogelaars bekijken op Vogelplas Starrevaart bij Leidschendam, Zuid-Holland. Een mannetje op 19 en 20 januari (en 25 december 2013) op het Drontermeer bij Elburg, Gelderland, was daarentegen slechts voor een enkeling weggeleid.

DUIVEN TOT IBISSEN Een **Meenatortel** *Streptopelia orientalis meena* in een tuin bij Hoornderveen, Groningen, op 5 en 6 januari bleek een escape met een rode ring; na de geringde vogel in december 2008 in Oudesluis, Noord-Holland, bleek deze soort dus opnieuw 'escapegevoelig'. Op 24 en 25 februari was er een massale doortrek van vele 1000-en **Kraanvogels** *Grus grus*; alleen in het noordwesten ontbraken waarnemingen. Een **Kleine Trap** *Tetrax tetrax* verbleef van 13 tot 26 februari bij Langelo, Drenthe. Dit betrof het eerste geval voor deze provincie en de eerste meerdaagse waarneming sinds februari-maart 1997; in het huidige millennium waren er eendagsgevallen op 7 april 2000, 3 september 2011 en 15 januari 2012. Er belandden bijna 54 000 **Roodkeelduikers** *Gavia stellata* in de boekjes van zeetrekters, evenals een bescheiden aantal van 13 **Parelduikers** *G arctica* en vier **Ijsduikers** *G immer*. Laatstgenoemde soort verbleef bovendien de gehele periode bij Heel, Limburg (twee), en langs de Brouwersdam, Zeeland/Zuid-Holland, en werd verder waargenomen bij Roelofarendsveen, Zuid-Holland, op 4 en 5 januari. Een eerste-winter **Geelsnavelduiker** *G adamsii* zwom van 16 tot 27 januari (en mogelijk al vanaf 13 januari) in recreatiegebied Rhederlaag bij Giesbeek, Gelderland; alleen op de laatste twee dagen was hij twitchbaar. Ten minste drie opvallend roze **Roze Pelikanen** *Pelecanus onocrotalus* die op 6 februari over de omgeving van Gent, Oost-Vlaanderen, België, vlogen, zorgden vervolgens voor opschudding op verschillende plekken in Nederland. Een speurtocht naar hun herkomst (ten minste één vogel bleek geringd) wees uiteindelijk in de richting van de Belgische dierentuin Pairi Daiza in Cambrou-Casteau, Hainaut... **Koereigers** *Bubulcus ibis* bleven tot 19 januari bij Hulst, Zeeland, en tot 28 januari in de omgeving van Winschoten, Groningen. Andere werden gezien op 11 januari bij Capelle aan den IJssel, Zuid-Holland, en van 11 januari tot in maart bij Kampen, Overijssel. Op ten minste vijf plaatsen overwinterden **Purperreigers** *Ardea purpurea*, wat uitzonderlijk kan worden genoemd. De twee Oostenrijkse **Heremietibissen** *Geronticus eremita* werden tot in maart gezien in de omgeving van Stadskanaal, Groningen. De reeks waarnemingen van **Zwarte Ibissen** *Plegadis falcinellus* kreeg ook in het nieuwe jaar een vervolg. Pleisteraars bleven tot 10 januari bij de Kraaijenbergse Plassen, Noord-Brabant, en tot in maart bij Nieuwkoop, Zuid-Holland (twee), en bij Leidschendam (vier). Daarnaast werden ze op ruim 10 andere plekken gezien, waaronder een bekend geringd

exemplaar (wit 0797) van 12 januari tot in maart bij Willeskop, Utrecht.

STELTKLUTEN TOT JAGERS De overwinterende **Steltkluut** *Himantopus himantopus* vertoefde de gehele periode bij Ossensisse, Zeeland. Erg onverwacht was de ontdekking van een **Kaspische Plevier** *Charadrius asiaticus* op 10 januari bij Wissenkerke, Zeeland; het betrof niet alleen pas de derde voor Nederland maar ook de eerste midden in de winter voor Europa. De vogel liet zich door veel vogelaars bekijken, totdat hij op 26 januari naar verluidt door een Smelleken *Falco columbarius* werd geslagen (of in ieder geval de stuipen op het lijf gejaagd). Een **Morinelplevier** *C morinellus* werd op 18 januari gemeld in de Bantpolder bij Anjum, Friesland. De **Bonapartes Strandloper** *Calidris fuscicollis* die vanaf 14 december op een slikplaat in het Vossemeer bij Kampen op de grens van Flevoland en Overijssel verbleef, werd voor het laatst gemeld op 26 januari. **Rosse Franjepoten** *Phalaropus fulicarius* werden gezien op 12 en 26 januari in Mariëndal bij Den Helder, Noord-Holland, op 8 en 9 februari langs de Oosterscheldedijk bij Kerkwerf op Schouwen, Zeeland, en op 23 februari langs de Brouwersdam. De **Kleine Geelpootruiter** *Tringa flavipes* die vanaf 23 november langs de kust van Wieringen, Noord-Holland, verbleef werd voor het laatst gemeld op 16 februari. De **Grote Grije Snip** *Limnodromus scolopaceus* van de Bantpolder werd hier op 12 januari weer eens opgemerkt. Zeetrekters meldden maar liefst 15 **Papegaaiduikers** *Fratercula arctica*, waarvan 12 langs Camperduin, Noord-Holland. De eerste-winter **Zwarte Zeekoet** *Cephus grylle* van de Brouwersdam bleef de gehele periode. Aan de kust werden c 260 000 langsvliegende **Alken/Zeekoeten** *Alca torda/Uria aalge* opgemerkt, waarvan ongeveer de helft vanaf De Vulkan bij Den Haag, Zuid-Holland. Een 10-tal meldingen van **Kleine Alken** *Alle alle* betrof onder meer een exemplaar op 16 februari bij de Tweede Maasvlakte, Zuid-Holland. Een bescheiden aantal van acht **Kleine Jagers** *Stercorarius parasiticus*, zes **Middelste Jagers** *S pomarinus* en 27 **Grote Jagers** *S skua* werd vanaf telposten gemeld.

MEEUWEN Een in Finland geringde tweede-kalenderjaar **Baltische Mantelmeeuw** *Larus fuscus fuscus* bevond zich op 13 en 14 februari in Oss, Noord-Brabant, op 28 februari in Zwijndrecht, Zuid-Holland, en op 3 maart in Dordrecht, Zuid-Holland. Twee **Pontische Meeuwen** *L cachinnans* die bij Minsk, Wit-Rusland, waren gekleurderingd verbleven op 14 en 15 januari in Rotterdam, Zuid-Holland, en op 26 januari in Katwijk, Zuid-Holland (geel HC 230), en op 3 februari in Scheveningen, Zuid-Holland (geel HC 336). Laatstgenoemde vogel was in september 2013 ook in Polen waargenomen. Na gevallen in 2002 en 2008 betroffen dit pas de derde en vierde terugmelding van deze soort uit Wit-Rusland. Het was een goede winter voor **Kleine Burgemeesters** *L glaucooides*, met ten minste 18. Tussen Hoek van Holland, Zuid-Holland, en IJmuiden, Noord-Holland, verbleven er zeker zes. Op basis van kleedkenmerken werd vastgesteld dat uitwisseling tussen locaties plaatsvond,



161 Kaspische Plevier / Caspian Plover *Charadrius asiaticus*, eerstejaars, Wissenkerke, Zeeland, 24 januari 2014 (Arnoud B van den Berg) **162** Grote Kruisbek / Parrot Crossbill *Loxia pytyopsittacus*, mannetje, Molenhoek, Limburg, 19 januari 2014 (Arnoud B van den Berg) **163** Siberische Braamsluiper / Blyth's Lesser Whitethroat *Sylvia althaea blythi*, eerste-winter, Terweijde, Culemborg, Gelderland, 3 maart 2014 (Arnoud B van den Berg) **164** Humes Bladkoning / Hume's Leaf Warbler *Phylloscopus humei*, Coepelduynen, Katwijk, Zuid-Holland, 22 januari 2014 (René van Rossum)

met onder andere twee die zowel in Scheveningen, Zuid-Holland, als bij IJmuiden werden waargenomen. Een tweede-kalenderjaar op 8 januari bij Hardenberg, Overijssel, was voor deze provincie een goede soort. Op diverse plekken werden in totaal c 10 **Grote Burgemeesters** *L hyperboreus* waargenomen. Vooral bij de zandsuppletiewerkzaamheden bij Katwijk was deze soort veelvuldig te zien. Op 13 januari verscheen hier een adulte en vrijwel de gehele periode verbleven er één of enkele onvolwassen vogels.

SPERWERS TOT UILEN Vanaf telposten werden in totaal 18 **Blauwe Kiekendieven** *Circus cyaneus*, twee **Zeearenden** *Haliaeetus albicilla*, vijf **Rode Wouwen** *Milvus milvus*, één **Velduil** *Asio flammeus*, zeven **Smellekens** en 29 **Slechtvalken** *F peregrinus* doorgegeven. De **Arendbuizerd** *Buteo rufinus* van de Tweede Maasvlakte bleef

ten minste tot in maart. De **Sperweruil** *Surnia ulula* van Zwolle, Overijssel, werd voor het laatst gefotografeerd op 10 februari. De **Dwerguil** *Glaucidium passerinum* die vanaf 10 december bij Lettele, Overijssel, verbleef, werd tot in februari waargenomen (maar niet meer doorgegeven). De influx van (Noord-Amerikaanse) **Sneeuwuilen** *Bubo scandiacus* kreeg ook in Nederland vorm. De vogel van Vlieland, Friesland, kreeg op 28 januari gezelschap van een tweede (eveneens een onvolwassen vrouwtje); het betrof de eerste waarneming van twee bij elkaar. Helaas werd één van deze vogels op 1 maart dood gevonden; de doodsoorzaak was mogelijk voedselgerelateerd maar kon aan de hand van het aangevreten kadaver niet met zekerheid worden bepaald door Alterra. Andere werden ontdekt op 18 januari op Terschelling, Friesland (vrouwtje; vermoedelijk het tweede exemplaar van Vlieland); op 19 januari bij

Recente meldingen



165 Bruine Klauwier / Brown Shrike *Lanius cristatus*, eerstejaars, Azewijnsche Broek, Gelderland, 22 februari 2014 (Kris De Rouck) **166** Dwerguil / Eurasian Pygmy Owl *Glaucidium passerinum*, Lettele, Overijssel, 17 januari 2014 (Arnoud B van den Berg) **167** Sneeuwuil / Snowy Owl *Bubo scandiacus*, eerstejaars vrouwtje, Pad van Twintig, Vlieland, Friesland, 3 februari 2014 (René van Rossum) **168** Kleine Trap / Little Bustard *Tetrax tetrax*, Langelo, Drenthe, 21 februari 2014 (Sieds Rienks)





169 Siberische Braamsluiper / Blyth's Lesser Whitethroat *Sylvia althaea blythi*, Eemshaven-Oost, Groningen, 28 december 2013 (Ipe Weeber)

Zeevang, Noord-Holland (mannetje); op 21 januari op een woning in het centrum van Amsterdam, Noord-Holland (vrouwte); op 22 januari op een woning in De Goorn, Noord-Holland (vrouwte); en op 16 februari in het Wormer- en Jisperveld, Noord-Holland (mannetje).

KLAUWIERENT TOT PESTVOGELS Langverwacht – maar niet in januari diep in het binnenland – was de eerste **Bruine Klauwier**, die zich op 18 januari tot in maart ophield bij Azewijn, Gelderland, en dagelijks veel vogelaars verblijdde. Een **Notenkraaker** *Nucifraga caryocatactes* werd op 19 januari gemeld in Veenendaal, Utrecht. Twee **Buidelmezen** *Remiz pendulinus* bij Elburg trokken aardig wat bekijks van 22 tot 28 januari. Een erg vroege **Boerenzwaluw** *Hirundo rustica* vloog op 26 februari over het Robbenoordbos bij Den Oever, Noord-Holland. Een **Pallas' Boszanger** *Phylloscopus proregulus* werd op 6 januari gefotografeerd bij Ouwkerk, Zeeland, en daar vanaf 16 maart zingend aangetroffen. Een **Humes Bladkoning** *P. humei* bevond zich van 21 januari tot 17 februari in de Coepelduynen bij Katwijk en werd naar verluidt van 22 tot 26 januari zelfs vergezeld door een tweede exemplaar. Van 16 februari tot in maart werd bovendien een exemplaar in de Vogelwijk in Den Haag waargenomen. Een handvol **Siberische Tjiftjaffen** *P. tristis* werd gemeld, waaronder vanaf 5 februari tot in maart een exemplaar in Hardinxveld-Giessendam, Zuid-Holland. Mogelijke **Humes Braamsluiers** *Sylvia althaea* overwinterden van 28 december tot ten minste 22 janu-

ari in Solleveld bij Den Haag en van 19 januari tot in maart in Groningen, Groningen. **Siberische Braamsluiers** *S. a. blythi* verbleven van 3 december tot 14 januari in de Eemshaven, Groningen, en van 11 januari tot in maart in Culemborg, Gelderland (determinatie van beide bevestigd door DNA-analyse na ringvangsten op 10 januari en 3 maart). **Pestvogels** *Bombycilla garrulus* waren vrij schaars, met op ruim 15 plaatsen c 40 vogels. Zoals gewoonlijk trokken ze veel bekijks, ditmaal onder meer van 1 tot 8 januari in Beverwijk, Noord-Holland (twee), vanaf 15 februari in Hoofddorp, Noord-Holland (vier), en vanaf 23 februari in Hilversumse Meent, Noord-Holland. Deze laatste was op 13 december 2013 geringd bij Aberdeen, Aberdeenshire, Schotland.

PIEPERS TOT GORZEN **Grote Piepers** *Anthus richardi* waren met acht exemplaren goed vertegenwoordigd. De vogel van Solleveld bleef de gehele periode. Duo's verbleven van 19 januari tot 21 februari bij de Dijksgatsweide in de Wieringermeer, Noord-Holland, en van 26 februari tot in maart bij Callantsoog, Noord-Holland. De ruim 800 **Fraters** *Linaria flavirostris* die door trektellers werden doorgegeven vlogen vrijwel allemaal over de Eemshaven; waarschijnlijk ging het om lokale verplaatsingen. Twee **Witbandkruisbekken** *Loxia leucoptera* (mannetje en vrouwte) bleven tot 26 januari in de bossen bij Doorn, Utrecht, en het eerstejaars mannetje bleef tot 4 februari in het Noordlaarderbos, Groningen. Veel **Grote Kruisbekken** *L. pytyopsittacus* bleven tot in



170 Grote Kruisbek / Parrot Crossbill *Loxia pytyopsittacus*, vrouwtje, Molenhoek, Limburg, 3 februari 2014
(Co van der Wardt)

171 Grote Kruisbek / Parrot Crossbill *Loxia pytyopsittacus*, vrouwtje, Molenhoek, Limburg, 17 februari 2014
(John de Graaf)





172-173 Grote Kruisbek / Parrot Crossbill *Loxia pytyopsittacus*, mannetje, Molenhoek, Limburg, 16 februari 2014
(Martin van der Schalk)



Recente meldingen

het nieuwe jaar aanwezig, onder meer tot 18 januari op de Strabrechtse Heide, Noord-Brabant (maximaal zes); tot 2 februari bij Schoorl, Noord-Holland (maximaal 16); tot 5 februari in het Leenderbos, Noord-Brabant (ten minste 17), en tot 22 februari bij Molenhoek, Limburg (ten minste 25). In januari werden er ook ten minste 75 op verschillende nieuwe plekken gezien, voornamelijk in Gelderland en Noord-Brabant. Bij trektellers kwamen ruim 1060 **Sneeuwgorzen** *Plectrophenax nivalis* en 19 **Ijsgorzen** *Calcarius lapponicus* in de notitieboekjes, waarvan een groot deel op de trektelposten Noordkaap en Eemshaven in Groningen. **Grauwe Gorzen** *Emberiza calandra* werden voornamelijk in Limburg waargeno-

men, met een maximum van 11 tussen Puth en Doenrade. Voorts waren er meldingen tot 31 januari bij Biervliet, Zeeland (drie); van 1 tot 5 januari bij Nieuwolda, Groningen (drie); van 10 januari tot 5 februari bij Nieuweschans, Groningen; en op 1 februari bij Kloosterzande, Zeeland.

Voor het samenstellen van deze rubriek is dankbaar gebruik gemaakt van de websites dutchbirdalerts.nl, waarneming.nl, trektellen.nl, sovon.nl, lauwersmeer.com en vogelsindekempen.nl. Roland-Jan Buijs, Maarten van Kleinwee, Merijn Loeve, Theo Muusse en Tatiana Pavlushchick worden bedankt voor hun bijdragen aan het samenstellen van dit overzicht.

Roy Slaterus, Bervoetsbos 71, 2134 PM Hoofddorp, Nederland (roy.slaterus@dutchbirding.nl)
Vincent van der Spek, Acaciastraat 212, 2565 KJ Den Haag, Nederland
(vincent.van.der.spek@dutchbirding.nl)
Martijn Renders, Frans Hanegraafstraat 18, 4273 EK Hank, Nederland
(martijnrenders@gmail.com)

DB Actueel

Frank Rozendaal (1957-2013) On 3 December 2013, Frank Rozendaal passed away at his home in De Bilt, Utrecht, after battling cancer for six weeks. Born in the coastal area of Bloemendaal, Noord-Holland, he grew up developing an interest in birds with fellow young birders in the Kennemerland region including Han Blankert, René Dekker, Cock Reijnders, me and many others. In 1975, he moved with his parents to Bilthoven, Utrecht, where he often joined forces with Jelle Scharringa, also on trips abroad. He pursued a biology degree at the universities of Utrecht and Leiden. During an overland birding and research trip by car together with Cecilia Bosman and me all the way from the Netherlands through Afghanistan, Ladakh, India, Sri Lanka and back, from 19 May to 22 October 1978, we discussed the lack of communication between birders in the Netherlands and fantasized of having a journal like *Birding* of the American Birding Association. Upon our return, we found that there were quite a number of birders having similar ideas, being dissatisfied with other institutions and journals at the time. Just a couple of months later, in the winter of 1978/79, the first of three newsletters preceding the Dutch Birding journal was printed, listing Frank as one of the eight contact persons. The first issue of Dutch Birding was printed in early 1979 and Frank authored the journal's very first paper on the winter's influx of Yellow-billed Loons *Gavia adamsii*, adding his artwork for every individual bird. Frank also created the logo of Dutch Birding, a Ross's Gull *Rhodostethia rosea*, in juvenile plumage at first. Until the mid-1990s, he regularly contributed to the journal's lay-out and production. Frank's lifelong passion, however, concerned the birds of south-eastern Asia. As a student, he wrote a doctoral thesis on the pre-war ornithological work of the Bartels family in present-day Indonesia, and he would follow in their footsteps

(*Limosa* 84: 97-116, 2011). Until 1994, he led the authoritative section on *Asian-Pacific birds* in Dutch Birding and authored various papers for it, like one on sound and taxonomy of Sulawesi Nightjar *Caprimulgus celebensis* (*Dutch Birding* 12: 79-81, 1990) and five papers on pittas Pittidae (eg, *Species limits within Garnet Pitta-complex*, on the specific status of Black-crowned Pitta *Erythropitta ussheri*; *Dutch Birding* 16: 239-245, 1994). In 1979, he met his companion for life, Carla Rozendaal-Kortekaas, and in the next 15 years they undertook various successful expeditions in eastern Asia, mostly for the Leiden museum. The specimens collected by Frank and Carla included several new species for science such as Sangihe Scops Owl *Otus collari* (collected by Frank on Sangihe islands, Sulawesi, Indonesia, in 1985 and described by Frank Lambert and Pamela Rasmussen; *Bull Br Ornithol Club* 118: 204-217, 1998), Cinnabar Boobook *Ninox ios* (collected by Frank on Minahassa peninsula, Sulawesi, in 1985 and described by Pamela Rasmussen; *Wilson Bull* 111: 457-630, 1999), and Tanimbar Bush Warbler *Horornis carolinae* (collected by Frank on Yamdena, Tanimbar, Indonesia, described by him in 1987 (as *Cettia carolinae*), and named after Carla; *Zool Med* 61: 177-202, 1987). In addition, Frank described a new Blue-rumped Pitta subspecies *P soror flynnstonei* of southern Cambodia and Thailand (named for *Time* filmers Sean Flynn and Dana Stone murdered in Cambodia in 1970; *Dutch Birding* 15: 17-22, 1993). The expeditions also brought to light new species of bats (*Murina rozendaali* and *Syconycteris carolinae*) and new (large) insects (*Diceropyga bacanensis* and *Celebophlebia carolinae*). Moreover, Frank was one of the authors describing Taiwan Bush Warbler *Locustella alishanensis* new to science (*Auk* 117: 279-289, 2000). In 2004, together with George Sangster, he described Mees's Nightjar *C meesi* (named after Gerlof Mees) on Flores



FIGURE 1 Pittas / Pitta's Pittidae, south-eastern Asia (Frank C Rozendaal)



174 Frank Rozendaal, after successfully photographing a Mangrove Pitta *Pitta megarhyncha*, Kuala Selangor, Malaysia, May 1985 (Carla Rozendaal)

and Sumba, Indonesia, by comparing the sounds within the *C macrurus* complex. He authored many other important papers on Asian birds as well. For instance, together with Frank Lambert, he reported on the rediscovery of Sangihe Shrike-thrush *Coracornis sanghirensis* on Sangihe islands (Forktail 15: 1-13, 1999). His contributions to the ornithology of the region extend beyond science. During the 1980s, before the publication of the first illustrated guidebooks for the region, Frank trained several Indonesian birdwatchers, some of whom became professional field guides and are still making a living today. In recent years, he assisted authors working on various Asian field guides, and he was a great help for a new generation of ornithological explorers in south-eastern Asia (like George Sangster and Philippe Verbelen). When in the Netherlands, he was most comfortable at home together with Carla and their son Max, born in 1993. Here, he developed further interests and his talent as an artist and photographer. He produced not only a number of bird sculptures 'making natural history' (pittas) but also fine art, exceptional colourful paintings of indigenous tribes he encountered in Vietnam. In addition, he was a true specialist in Asian military aircraft history and photographer of field hockey. He worked as a translator of, for instance, the *Collins bird guide*. The editors of Dutch Birding wish his family and especially Carla and Max all the strength needed to cope with this grave loss. ARNOUD B VAN DEN BERG

Cock Reijnders (1956-2014) Op 24 januari 2014 overleed Cock Reijnders op een leeftijd van 57 jaar. Cock was een vogelaar in hart en nieren, DBA-er en twitcher van het eerste uur, met een imposante soortenlijst. Hij stond begin 2014 op de tweede plaats van de Dutch Birding 'ranking' en als de ringvangsten ('handsorten') van zeldzaamheden op de ringbaan bij zijn woonplaats Castricum, Noord-Holland, mee zouden tellen dan had hij zelfs de meeste soorten gezien in Nederland. Cock was vanaf eind jaren 1970 actief als vogelaar en afgezien van een iets minder actieve periode in de jaren 1990 stond hij al die tijd vooraan bij waarnemingen van goede soorten in Nederland. Cock was in 1974-87 een enthousiaste ringer van de Vinkenbaan Castricum, gelijktijdig met onder anderen Rolf de By, René Dekker, Huub Huneker, zijn jongere broer Richard, Hans Schekkerman en Rien Slings. In de beginjaren streden de ringer en twitcher in Cock misschien nog om voorrang maar later koos hij volop voor het twitchen, zonder overigens de band met de ringbaan te verliezen. Dat leverde hem in de loop der jaren nog een aantal spectaculaire handsorten op, zoals Swinhoes Boszanger *Phylloscopus plumbeitarsus*, Siberische Sprinkhaanzanger *Locustella certhiola*, Maskergors *Emberiza spodocephala* en Steenortolaan *E buchanani* (de eerstgenoemde soort voegde hij op 30 november 2013 bij Kamperhoek, Flevoland, ook als veldsoort toe aan zijn lijst). Cock was heel scherp in het veld; hij vond en determineerde vaak als eerste een vogel, zonder dat hij zich erop liet voorstaan. Zijn meest opmerkelijke eigen ontdekking was ongetwijfeld de Grote Tafeleend *Aythya valisineria* in de duinen bij Castricum in januari 2003. Destijds enthousiast onthaald als onverwachte nieuwe soort voor Nederland trok deze vogel veel belangstelling, zeker toen hij vele winters achter elkaar terugkeerde. Pas in januari 2008 bleek op basis van een foto dat de vogel een vleugelclip had en daarom zeer waarschijnlijk een escape betrof – een roemloos einde na al die jaren...

Cock was een uitgesproken natuurmens; vogels kijken was zijn grootste passie maar ook vlinders, libellen, sprinkhanen en planten hadden zijn interesse. Daarnaast was hij een enthousiast sporter. Hij liep halve marathons, deed mee aan kwart-triatlons en heeft de laatste Elfstedentocht in 1997 uitgereden. Hij was meer een buitenmens dan een bureauvogelaar. Hij liet zich dan ook niet makkelijk strikken voor 'binnenwerk' zoals redactie- of bestuurstaken maar was in de periode 1988-93 wel lid van de Commissie Dwaalgesten Nederlandse Avifauna (CDNA); hierin toonde hij zich een stabiele kracht. Hij was bijzonder gedreven en perfectionistisch en gaf blijk van een zeer scherp oog en grote parate kennis. De laatste jaren maakte Cock regelmatig buitenlandse vogelreizen (Zuid-Amerika en Zuidoost-Azië), meestal samen met Theo Admiraal en Sjaak Tijm. Een paar jaar geleden raakte hij enthousiast voor digitale fotografie en al snel maakte hij van veel zeldzaamheden uitstekende foto's, die regelmatig werden geplaatst op de Dutch Birding-website en in Dutch Birding.

Weinig mensen wisten dat Cock al langere tijd depressieve klachten had – in het veld was daar eigenlijk nooit iets van te merken en stond hij juist bekend als een



175 Vogelaars bij vangst Waterrietzanger / Aquatic Warbler *Acrocephalus paludicola*, Ruigoord, Noord-Holland, 26 april 1978. Van rechts naar links: Rienk Slings, Cock Reijnders (met vogel in hand), JanJaap Brinkman, Klaas Eigenhuis, onbekend, Ronald Geskus, Frank Rozendaal (met armen omhoog) en AgeNiels Holstein (Arnoud B van den Berg)

enthousiaste en voor iedereen toegankelijke vogelaar. De afgelopen tijd verergerden zijn klachten en daardoor ging hij steeds minder vaak het land in; hij beperkte zich meestal tot de duinen van Castricum. Alleen nieuwe soorten pakte hij nog mee (de Bruine Klauwier *Lanius cristatus* van het Azewijnsche Broek, Gelderland, in januari 2014 was zijn laatste nieuwe soort en in december 2013 had hij nog een langverwachte 'inhaler' met de Dwergruil *Glaucidium passerinum* van Lettele, Overijssel). De klachten zijn Cock uiteindelijk fataal geworden – hij kon er letterlijk niet meer mee leven. Wij verliezen in Cock een briljante vogelaar en een goede vriend. Zijn vrouw Tineke, dochters Evelien en Lisanne en andere familieleden blijven achter met een onvoorstelbaar groot verlies – namens alle vogelaars die Cock gekend hebben wensen wij hen veel sterkte toe. THEO ADMIRAAL & ENNO B EBELS

DNA-analyse bevestigt nieuwe Siberische Braamsluiers

De afgelopen periode zijn weer enkele resultaten bekend geworden van de analyse van mitochondriaal DNA (mtDNA) van braamsluiers *Sylvia curruca/althaea* die in najaar en winter van 2013/14 in Nederland verbleven. Op de DBA-dag op 8 februari 2014 maakte ik al bekend dat vogels van Castricum, Noord-Holland, op 13 september 2013 (vangst), Kennemerduinen, Bloemendaal, Noord-Holland, op 18 oktober 2013 (vangst; zie Dutch Birding 35: 413, plaat 530, 2013), en Eemshaven, Groningen, van 3 december 2013 tot 14 januari 2014

(gevangen op 10 januari 2014) Siberische Braamsluiers *S a blythi* (hieronder *blythi*) betroffen.

In Culemborg, Gelderland, verbleef van 11 januari tot ten minste 23 maart 2014 een intrigerende braamsluiper in de wijk Terweijde. Hij kwam vaak op de voederplaats in de tuin van Riky ten Berge. Op 11 januari schreef Co van der Wardt op de Dutch Birding-website bij zijn foto van deze vogel: 'Ik durf het haast niet te zeggen... *Sylvia curruca blythi*? Op 14 februari schreef ik zelf op de website: 'Voor mij is dit de vogel van de afgelopen winter, maar daarover na eventueel DNA-onderzoek wellicht meer'. Het was mij namelijk opgevallen dat op een aantal goede foto's van gevangen Stolzmanns Braamsluiers *S a margelanica* uit het broedgebied (Mongolië) die met DNA bevestigd waren, het ontbreken van een witte oogring onder het oog een consistent kenmerk leek. Ook liet deze vogel een aantal geluiden horen die bij bestudering van de sonogrammen niet direct pasten op het bekende repertoire van bijvoorbeeld *blythi*. Daarmee werd het spannend of met deze vogel Stolzmanns wellicht aan de Nederlandse lijst en WP-lijst toegevoegd zou kunnen worden.

Dankzij een soepel verlopende vangactie op 3 maart 2014 in de tuin van RtB was het mogelijk om de vogel te bemonsteren en gedetailleerd in de hand te bestuderen. Staartpatroon (wittekening op de buitenste twee penen) en vleugelformule gaven aan dat het in ieder geval om een oostelijk braamsluiper-taxon ging. Vanuit een borstveertje kon de mtDNA-cytochroom-B-sequentie



176 Siberische Braamsluiper / Blyth's Lesser Whitethroat *Sylvia althaea blythi*, Meijndel, Wassenaar, Zuid-Holland, 27 september 2013 (Vincent van der Spek/Vrs Meijndel)

177 Siberische Braamsluiper / Blyth's Lesser Whitethroat *Sylvia althaea blythi*, Terweijde, Culemborg, Gelderland, 11 januari 2014 (Co van der Wardt)



worden vastgesteld en vergeleken met alle eerdere Nederlandse gevallen en de referentiesequenties van de Zweedse onderzoeksgroep van Urban Olsson. De uitkomst hiervan was toch wel onverwacht. De mtDNA-sequentie bleek identiek aan die van de meeste *blythi*-sequenties en liet een groot aantal verschillen met alle andere braamsluiper-taxa zien.

Tegelijk met de vogel van Culemborg is ook veermateriaal van een braamsluiper geanalyseerd die op 27 september 2013 werd gevangen in Meijndel, Wassenaar, Zuid-Holland. Ook dit bleek een *blythi* te zijn.

In totaal is nu van acht in Nederland gevangen 'oostelijke braamsluiers' DNA geanalyseerd. In zeven gevallen bleek het om *blythi* te gaan (naast de vijf uit 2013/14 betrof het exemplaren van 30 november 2008 tot 15 januari 2009 in Houten, Utrecht, en op 17 en 20 oktober 2012 in de Kennemerduinen). De braamsluiper die van 31 december 2005 tot 12 april 2006 en van 2 november 2006 tot maart 2007 in de wijk Vinkhuizen in Groningen, Groningen, verbleef is de enige die op basis van DNA-analyse werd gedetermineerd als Vale Braamsluiper *S a halimodendri*.

Met dank aan alle betrokkenen, met name Arnoud van den Berg, Daniël Beuker, Arjan Brenkman, André van Loon, Marcel Sandifort, Vincent van der Spek, Jan Visser, Rinse van der Vliet, Laura Wirken (voor al het labwerk) en natuurlijk Riky ten Berge. PETER DE KNIJFF

BLYTH'S LESSER WHITETHROATS Recent results of mitochondrial DNA (mtDNA) analyses of five lesser whitethroats *Sylvia curruca/althaea* that were present in the Netherlands in autumn and winter of 2013/14 revealed that they all could be assigned to Blyth's Lesser Whitethroat *S a blythi*. It concerned birds at Castricum, Noord-Holland, on 13 September 2013 (trapped), Meijndel, Wassenaar, Zuid-Holland, on 27 September 2013 (trapped), Kennemerduinen, Bloemendaal, Noord-Holland, on 18 October 2013 (trapped; cf Dutch Birding 35: 413, plate 530, 2013), Eemshaven, Groningen, from 3 december 2013 to 14 January 2014 (trapped on 10 January 2014), and Culemborg, Gelderland, from 11 January to at least 16 March 2014 (trapped on 3 March). So far in the Netherlands, mtDNA could be analysed of eight 'eastern lesser whitethroats' in total, seven of which were *S a blythi* (the five in 2013/14 and two previous birds at Houten, Utrecht, from 30 November 2008 to 15 January 2009 and at Kennemerduinen on 17 and 20 October 2012); one returning bird at Groningen, Groningen, from 31 December 2005 to 12 April 2006 and again from 2 November 2006 to March 2007 proved to be a Central Asian Lesser Whitethroat *S a halimodendri*.