

DUTCH BIRDING

VOLUME 33 • NO 2 • 2011



Dutch Birding



Internationaal tijdschrift over
Palearctische vogels

REDACTIE

Dutch Birding
Duinlustparkweg 98A
2082 EG Santpoort-Zuid
Nederland
editors@dutchbirding.nl

FOTOREDACTIE

Dutch Birding
p/a René Pop
Postbus 31
1790 AA Den Burg-Textel
Nederland
rene.pop@dutchbirding.nl

ABONNEMENTENADMINISTRATIE

p/a Gerald Oreeel
Deurganck 15
1902 AN Castricum
Nederland
circulation@dutchbirding.nl

WWW.DUTCHBIRDING.NL

webredactie@dutchbirding.nl

BESTUUR

Dutch Birding Association
Postbus 75611
1070 AP Amsterdam
Nederland
dba@dutchbirding.nl

COMMISSIE DWAALGASTEN

NEDERLANDSE AVIFAUNA
CDNA
Duinlustparkweg 98A
2082 EG Santpoort-Zuid
Nederland
cdna@dutchbirding.nl

COMMISSIE SYSTEMATIEK

NEDERLANDSE AVIFAUNA
CSNA, p/a George Sangster
csna@dutchbirding.nl

INSPREEKLIJN
010-4281212

INTERNET
www.dutchbirding.nl

Dutch Birding

HOOFDREDACTEUR Arnoud van den Berg (023-5378024, arnoud.van.den.berg@dutchbirding.nl)

ADJUNCT HOOFDREDACTEUR Enno Ebels (030-2961335, enno.ebels@dutchbirding.nl)

UITVOEREND REDACTEUR André van Loon (020-6997585, andre.van.loon@dutchbirding.nl)

FOTOGRAFISCH REDACTEUR René Pop (0222-316801, rene.pop@dutchbirding.nl)

REDACTIEAID Peter Adriaens, Sander Bot, Ferdy Hieselaar, Gert Ottens, Roy Slaterus, Roland van der Vliet en Rik Winters

REDACTIE-ADVIESRAAD Peter Barthel, Mark Constantine, Dick Forsman, Ricard Gutiérrez, Killian Mullarney, Klaus Malling Olsen, Magnus Robb, Hadoram Shirihai en Lars Svensson

REDACTIEMEDEWERKERS Max Berlijn, Harvey van Diek, Nils van Duivendijk, Steve Geelhoed, Marcel Haas, Jan van der Laan, Hans van der Meulen, Kees Roselaar, Vincent van der Spek, Jan Hein van Steenis, Pieter van Veelen en Peter de Vries

PRODUCTIE EN LAY-OUT André van Loon en René Pop

ADVERTENTIES Leon Boon, p/a Dutch Birding, Postbus 75611, 1070 AP Amsterdam
advertising@dutchbirding.nl

ABONNEMENTEN De abonnementsprijs voor 2011 bedraagt: EUR 39,50 (Nederland en België), EUR 40,00 (rest van Europa) en EUR 43,00 (landen buiten Europa). Abonnees in Nederland ontvangen ook het dvd-jaaroverzicht.

U kunt zich abonneren door het overmaken van de abonnementsprijs op girorekening 01 50 697 (Nederland), girorekening 000 1592468 19 (België) of bankrekening 54 93 30 348 van ABN•AMRO (Castricum), o.v.v. 'abonnement Dutch Birding'. Alle rekeningen zijn ten name van de Dutch Birding Association. Het abonnement gaat in na ontvangst van de betaling.

Dutch Birding is een tweemaandelijks tijdschrift. Het publiceert originele artikelen en mededelingen over morfologie, systematiek, voorkomen en verspreiding van vogels in de Benelux, Europa en elders in het Palearctische gebied. Het publiceert tevens bijdragen over vogels in het Aziatisch-Pacifische gebied en andere gebieden.

De volgorde van vogels in Dutch Birding volgt in eerste instantie een klassieke 'Wetmore-indeling'. Binnen dit raamwerk worden voor taxonomie en naamgeving de volgende overzichten aangehouden: *Dutch Birding-vogelnamen* door A B van den Berg (2008, Amsterdam; online update 2011) (taxonomie en wetenschappelijke, Nederlandse en Engelse namen van West-Palearctische vogels); *Vogels van de wereld – complete checklist* door M Walters (1997, Baarn) (Nederlandse namen van overige vogels van de wereld); *The Howard and Moore complete checklist of the birds of the world* (derde editie) door E C Dickinson (redactie) (2003, Londen) (taxonomie en wetenschappelijke namen van overige vogels van de wereld); en *Birds of the world: recommended English names* door F Gill & M Wright (2006, Londen; online update 2010) (Engelse namen van overige vogels in de wereld).

Voor (de voorbereiding van) bijzondere publicaties op het gebied van determinatie en/of taxonomie kan het Dutch Birding-fonds aan auteurs een financiële bijdrage leveren (zie Dutch Birding 24: 125, 2001, en www.dutchbirding.nl onder 'The Journal').

www.dutchbirding.nl

WEBREDACTIE Garry Bakker, Gijsbert van der Bent, Kasper Hendriks en Ben Wielstra.
FOTOREDACTIE Menno van Duijn en Chris van Rijswijk. WEBMASTERS Albert van den Ende en Peter Weiland.

Dutch Birding Association

BESTUUR Arjan van Egmond (voorzitter, 071-4010656; 06-21585788), Wietze Janse, Thierry Jansen (penningmeester) en Han Zevenhuizen (secretaris); tevens is de redactie van Dutch Birding met een zetel vertegenwoordigd. BESTUURSMEDEWERKERS Leon Boon, Thomas van der Es, Remco Hofland, Arnold Meijer, Gerald Oreeel, Marc Plomp, Henk van Rijswijk, Pieter van Veelen, Jeroen van Vianen, Ruben Vlot, Kees de Vries en Steven Wytema.

Commissie Dwaalgasten Nederlandse Avifauna (CDNA)

LEDEN Rob van Bemmelen, Dick Groenendijk (voorzitter), Frank Neijts, Arjan Ovaa, Willem van Rijswijk, Roy Slaterus, Laurens Steijn en Arend Wassink. MEDEWERKER Max Berlijn (archivaris). De CDNA is een commissie van de Dutch Birding Association en de Nederlandse Ornithologische Unie.

Commissie Systematiek Nederlandse Avifauna (CSNA)

LEDEN Arnoud van den Berg, André van Loon, Kees Roselaar en George Sangster (secretaris). De CSNA is een commissie van de Dutch Birding Association en de Nederlandse Ornithologische Unie.

© 2011 Stichting Dutch Birding Association. Het copyright van de foto's en tekeningen blijft bij de fotografen en tekenaars. ISSN 0167-2878.

Drukkerij robstolk®, Mauritskade 55, 1092 AD Amsterdam, Nederland

Dutch Birding

CHIEF EDITOR Arnoud van den Berg (+31-235378024, arnoud.van.den.berg@dutchbirding.nl)

DEPUTY CHIEF EDITOR Enno Ebels (+31-302961335, enno.ebels@dutchbirding.nl)

EXECUTIVE EDITOR André van Loon (+31-206997585, andre.van.loon@dutchbirding.nl)

PHOTOGRAPHIC EDITOR René Pop (+31-222316801, rene.pop@dutchbirding.nl)

EDITORIAL BOARD Peter Adriaens, Sander Bot, Ferdy Hieselaar, Gert Ottens, Roy Slaterus, Roland van der Vliet and Rik Winters

EDITORIAL ADVISORY BOARD Peter Barthel, Mark Constantine, Dick Forsman, Ricard Gutiérrez, Killian Mullarney, Klaus Malling Olsen, Magnus Robb, Hadoram Shirihai and Lars Svensson

EDITORIAL ASSISTANTS Max Berlijn, Harvey van Diek, Nils van Duivendijk, Steve Geelhoed, Marcel Haas, Jan van der Laan, Hans van der Meulen, Kees Roselaar, Jan Hein van Steenis, Pieter van Veelen and Peter de Vries

PRODUCTION AND LAY-OUT André van Loon and René Pop

ADVERTISING Leon Boon, c/o Dutch Birding, Postbus 75611, 1070 AP Amsterdam
advertising@dutchbirding.nl

SUBSCRIPTIONS The subscription rate for 2011 is: EUR 39.50 (Netherlands and Belgium), EUR 40.00 (Europe) and EUR 43.00 (countries outside Europe). Subscribers in the Netherlands also receive the DVD year review.

Subscribers in Belgium, Denmark, Finland, Germany, Norway and Sweden are kindly requested to pay the subscription fee to our local bank accounts in these countries. Details can be found on the internet (www.dutchbirding.nl).

British subscribers are requested to pay exclusively by Sterling cheque. Cheques should be sent to Dutch Birding, c/o Gerald Oree, Deurganck 15, 1902 AN Castricum, Netherlands. Subscribers in other countries can make their payment by credit card (Access, Eurocard, MasterCard or Visa). Please send an e-mail indicating your credit card type, account number, the expiry date and full address details to circulation@dutchbirding.nl. The subscription starts upon receipt of payment and already published issues will be sent.

Dutch Birding is a bimonthly journal. It publishes original papers and notes on morphology, systematics, occurrence and distribution of birds in the Benelux, Europe and elsewhere in the Palearctic region. It also publishes contributions on birds in the Asian-Pacific region and other regions.

The sequence of birds in Dutch Birding basically follows a classic 'Wetmore sequence'. Within this framework, the following lists are used for taxonomy and nomenclature: *Dutch Birding bird names* by A B van den Berg (2008, Amsterdam; online update 2011) (taxonomy and scientific, Dutch and English names of Western Palearctic birds); *Vogels van de wereld – complete checklist* by M Walters (1997, Baarn) (Dutch names of remaining birds of the world); *The Howard and Moore complete checklist of the birds of the world* (third edition) by E C Dickinson (editor) (2003, London) (taxonomy and scientific names of remaining birds of the world); and *Birds of the world: recommended English names* by F Gill & M Wright (2006, London; online update 2010) (English names of remaining birds of the world).

For (preparation of) special publications regarding identification and/or taxonomy, the Dutch Birding fund can offer financial support to authors (see Dutch Birding 24: 125, 2001, and www.dutchbirding.nl under 'The Journal').

www.dutchbirding.nl

WEB EDITORS Garry Bakker, Gijsbert van der Bent, Kasper Hendriks and Ben Wielstra.
PHOTOGRAPHIC EDITORS Menno van Duijn and Chris van Rijswijk. **WEBMASTERS** Albert van den Ende and Peter Weiland.

Dutch Birding Association

BOARD Arjan van Egmond (president, +31-714010656; +31-621585788), Wietze Janse, Thierry Jansen (treasurer) and Han Zevenhuizen (secretary); the editors of Dutch Birding also have one seat in the board. **BOARD ASSISTANTS** Leon Boon, Thomas van der Es, Remco Hofland, Arnold Meijer, Gerald Oree, Marc Plomp, Henk van Rijswijk, Pieter van Veelen, Jeroen van Vianen, Ruben Vlot, Kees de Vries and Steven Wytema.

Dutch rarities committee (CDNA)

MEMBERS Rob van Bemmelen, Dick Groenendijk (president), Frank Neijts, Arjan Ovaa, Willem van Rijswijk, Roy Slaterus, Laurens Steijn and Arend Wassink. **ASSISTANT** Max Berlijn (archivist). The CDNA is a committee of the Dutch Birding Association and the Netherlands Ornithologists' Union.

Dutch committee for avian systematics (CSNA)

MEMBERS Arnoud van den Berg, André van Loon, Kees Roselaar and George Sangster (secretary). The CSNA is a committee of the Dutch Birding Association and the Netherlands Ornithologists' Union.

© 2011 Stichting Dutch Birding Association. The copyright of the photographs and drawings remains with the photographers and artists. ISSN 0167-2878.

Printed by drukkerij robstolk®, Mauritskade 55, 1092 AD Amsterdam, Netherlands

Dutch Birding



*International journal on
Palearctic birds*

EDITORS

Dutch Birding
Duinlustparkweg 98A
2082 EG Santpoort-Zuid
Netherlands
editors@dutchbirding.nl

PHOTOGRAPHIC EDITOR

Dutch Birding
c/o René Pop
Postbus 31
1790 AA Den Burg-Texel
Netherlands
rene.pop@dutchbirding.nl

SUBSCRIPTION ADMINISTRATION

c/o Gerald Oree
Deurganck 15
1902 AN Castricum
Netherlands
circulation@dutchbirding.nl

WWW.DUTCHBIRDING.NL

webredactie@dutchbirding.nl

BOARD

Dutch Birding Association
Postbus 75611
1070 AP Amsterdam
Netherlands
dba@dutchbirding.nl

DUTCH RARITIES COMMITTEE

CDNA
Duinlustparkweg 98A
2082 EG Santpoort-Zuid
Netherlands
cdna@dutchbirding.nl

DUTCH COMMITTEE FOR

AVIAN SYSTEMATICS
CSNA, c/o George Sangster
csna@dutchbirding.nl

INTERNET

www.dutchbirding.nl



Artikelen / papers

	75	History, status and distribution of Andalusian Buttonquail in the WP <i>Carlos Gutiérrez Expósito, José Luis Copete, Pierre-André Crochet, Abdeljebbar Qninba & Héctor Garrido</i>
	94	Spaanse Keizerarend over Loozerheide in mei 2007 <i>René Weenink, Nils van Duivendijk & Enno B Ebels</i> [SPANISH IMPERIAL EAGLE AT LOOZERHEIDE IN MAY 2007]
	103	Throat pattern of Common Quails trapped in the Netherlands and alleged influence of hybridization with Japanese Quail <i>Enno B Ebels, André van Aken, Han Buckx & Chris van Deursen</i>
	117	Breeding status of Ashy-headed Wagtail in south-western Morocco <i>Arnoud B van den Berg</i>
	121	Bruce's Green Pigeon at Luxor, Egypt, in January 2011 <i>Steven R van der Veen</i>
	122	Association between Red Phalarope and Arctic Tern <i>Peter Oliver & Heinz Kusche</i>
Varia	124	Close encounters on Waigeo: Brijn's Brush-turkey and Wilson's Bird-of-paradise <i>Otto Plantema</i>
CDNA-mededelingen	132	Recente CDNA-besluiten
Corrigenda	133	
WP reports	134	February-late March 2011 <i>Arnoud B van den Berg & Marcel Haas</i>
Recente meldingen / recent reports	144	Januari-februari 2011 <i>Roy Slaterus & Vincent van der Spek</i>
Voorplaat / front cover		Roodkeelnachtegal / Siberian Rubythroat <i>Luscinia calliope</i> , Ikh Nart, Mongolië, 18 mei 2008 (<i>René Pop/The Sound Approach</i>)

History, status and distribution of Andalusian Buttonquail in the WP

Carlos Gutiérrez Expósito, José Luis Copete, Pierre-André Crochet, Abdeljebbar Qninba & Héctor Garrido

Buttonquails (or hemipodes) *Turnix* are small ground-birds, characterized by their secretive habits. They show certain similarities to true quails (*Coturnix*), although they are not phylogenetically related. Traditionally, buttonquails have been placed in their own family, Turnicidae (comprising *Turnix* with 15 species and *Ortyxelos* with one, Quail-plover *O meiffrenii*), associated with families like cranes Gruidae and rails Rallidae in the order Gruiformes (cf Dementiev & Gladkov 1969, Cramp & Simmons 1980, Urban et al 1986, Johnsgard 1991, del Hoyo et al 1996, Madge & McGowan 2002). Although some of the latest morphological studies support this idea, ie, linking them closely with the Rallidae (Rotthowe & Starck 1998), other authors place them in their

own order, Turniciformes (Sibley & Ahlquist 1990, Livezey & Zusi 2007). However, recent genetic studies have in fact revealed that Turnicidae are a lineage in the order Charadriiformes, having closest affinities with the suborder Lari (including Laridae, Alcidae and Glareolidae) (cf Paton et al 2003, Paton & Baker 2006, Baker et al 2007, Fain & Houde 2007, Hackett et al 2008). Sexual roles are reversed in buttonquails, with females being larger and more brightly coloured than males. Females sing and take the lead in territorial behaviour and courtship; some females are polyandrous (Madge & McGowan 2002).

Common Buttonquails *T sylvaticus* live in vegetation with dense cover and are reluctant to fly. As a rule, the species can be found when females

92 Andalusian Buttonquail / Andalusische Vechtkwartel *Turnix sylvaticus sylvaticus*, south of Sidi Abed, El Jadida, Morocco, 16 September 2007 (Benoît Maire). First-ever photograph of living wild individual (not on nest) in the Western Palearctic.



give their mating calls, a very low, cattle-like *hoooo*, that can hardly be heard at some distance. In addition, the ventriloquial nature of the song makes it very difficult to locate the bird (Cramp & Simmons 1980, Roché 1996, Gutiérrez & Qninba 2010; figure 1). This may explain why there is an almost complete absence of scientific studies and technical reports on the species, despite its vast distribution in Africa and Asia. It has been treated in major books and monographs (Dementiev & Gladkov 1969, Cramp & Simmons 1980, Johnsgard 1991, Urban et al 1986, del Hoyo et al 1996, Madge & McGowan 2002) but just a few specific studies, mainly involving captive birds, have shed some light on its breeding biology and physiology (Hoesch 1960, Niethammer 1961, Trollope 1970, Flieg 1973, Wintle 1975, Ridley 1983, Herholdt 2001). This situation is even more critical in the Western Palearctic (WP), where the species has survived in very low numbers since the last decades of the 20th century, and virtually no research has ever taken place.

Almost all knowledge on the species in the WP, where the nominate subspecies *T s sylvaticus* (Andalusian Buttonquail) occurs, comes from old books and papers (eg, Irby 1875, Heim de Balsac

& Mayaud 1962, Etchécopar & Hüe 1964), and most recently from a number of observations published in technical reports and notes in birding journals, mainly confirming the continued presence of the species (García et al 1986, Urdiales 1993, Garrido 2004, Bergier et al 2005, 2009, van den Berg & Haas 2008).

This situation lasted until 2007 when a living wild bird was photographed in the WP for the first time (Dutch Birding 30: 190, plate 213, 2008). The only previous graphic material consisted of old paintings and photographs from museum specimens. In 2009, a small breeding population of buttonquails could be studied for the first time and some preliminary biological data have already been published (Gutiérrez et al 2009, Gutiérrez & Qninba 2010).

The aim of this paper is to present a complete review of the knowledge about the historical status and distribution of Andalusian Buttonquail in the WP and to document the extinction process in its former distribution areas. Furthermore, we present an update of its distribution and status, based on field work carried out during the last 15 years, mostly in Morocco and Spain.

Identification of Andalusian Buttonquail is rela-

93 Andalusian Buttonquail / Andalusische Vechtkwartel *Turnix sylvaticus sylvaticus*, male at nest in pumpkin field, Sidi Abed, Morocco, 19 May 2009 (José Manuel Sayago)



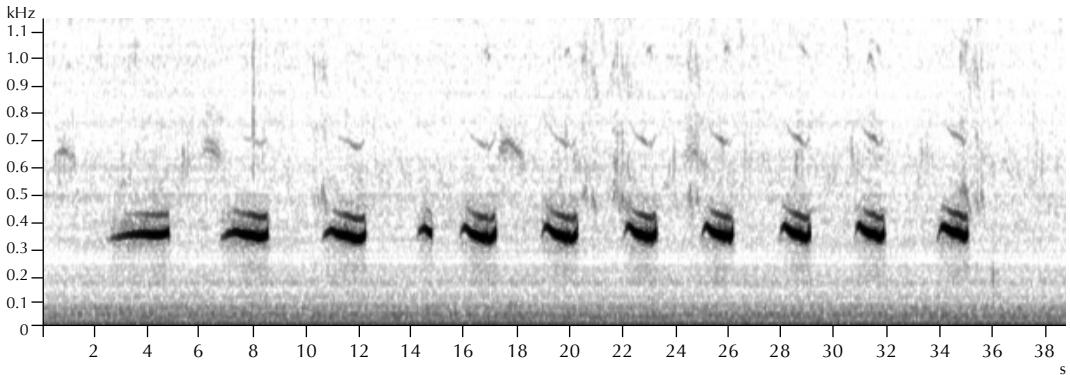


FIGURE 1 Song of Andalusian Buttonquail / Andalusische Vechtkwartel *Turnix sylvaticus sylvaticus*, female, in maize cultivation surrounded by reeds, Safi, Morocco, 27 June 2010 (Arnoud B van den Berg/The Sound Approach)

tively straightforward (once seen or heard...), both by song and by shape and plumage, and this is therefore not the subject of this paper. Detailed descriptions of all plumages and subspecific variation can be found in, eg, Madge & McGowan (2002).

Taxonomy

Of the 15 *Turnix* species, Common Buttonquail is the one with the widest distribution. It is closely related to and may form a superspecies with Red-backed Buttonquail *T maculosa*, with which it has sometimes been considered conspecific. These two species, together with Barred Buttonquail *T suscitator*, have the largest subspecific variation.

Worldwide, up to nine subspecies of Common Buttonquail are recognized (del Hoyo et al 1996, Madge & McGowan 2002; see table 1). Common Buttonquail was formerly known as *T sylvatica* (cf David & Gosselin 2002, Dickinson 2003, Redactie

Dutch Birding 2004, 2011). In the past, the species had various English vernacular names: Andalusian Hemipode, Kurrichane Buttonquail, Small Buttonquail and Striped Buttonquail. The nominate subspecies (Andalusian Buttonquail) is an endemic of the western Mediterranean and nowadays one of the rarest and most endangered taxa in the world (Violani & Massa 1993, Pertoldi et al 2006).

As a subspecies, Andalusian Buttonquail is closely related to the sub-Saharan subspecies *T s lepurana* (Kurrichane Buttonquail). The vernacular name of nominate *sylvaticus* reflects the Spanish (Torillo Andaluz) and French (Turnix d'Andalousie) names. It should be noted that the name Kurrichane Buttonquail was used until recently as a species name by Gill & Wright (2006) but has now been replaced by Common Buttonquail (Gill & Donsker 2010, Redactie Dutch Birding 2011). Andalusian and Kurrichane Buttonquails mainly differ in size (figure 2) and colour of nape and back. Andalusian

TABLE 1 Subspecies, proposed vernacular names and distribution areas of Common Buttonquail *Turnix sylvaticus* (cf Madge & McGowan 2002)

Subspecies	Name	Distribution area
<i>T s sylvaticus</i>	Andalusian Buttonquail	western Mediterranean
<i>T s lepurana</i>	Kurrichane Buttonquail	sub-Saharan Africa
<i>T s dussumier</i> *	Indian Common Buttonquail	India and Myanmar
<i>T s davidi</i>	Indochinese Common Buttonquail	Indochina, China, Taiwan and Hainan
<i>T s whiteheadi</i> **	Luzon Common Buttonquail	Luzon (northern Philippines)
<i>T s nigrorum</i>	Negros Common Buttonquail	Negros (south-eastern Philippines)
<i>T s celestinoi</i>	Visayan Common Buttonquail	Bohol and Mindanao (southern Philippines)
<i>T s suluensis</i>	Sulu Common Buttonquail	Sulu Island (south-western Philippines)
<i>T s bartelsorum</i>	Indonesian Common Buttonquail	Java and Bali (Indonesia)

* Incorrectly given as *dussumieri* in Madge & McGowan (2002), cf http://zipcodezoo.com/Animals/T/Turnix_sylvatica_dussumier

** Whitehead's Buttonquail in Madge & McGowan (2002)



FIGURE 2 Common Buttonquails / Gestreepte Vechtkwartels *Turnix sylvaticus* (Carlos Gutiérrez). Skins from Doñana Biological Station Scientific Collection, Spain. Right four: Kurrichane Buttonquails / Afrikaanse Vechtkwartels *T s lepurana* (Namibia; upper two females, bottom two males); left three: Andalusian Buttonquails / Andalusische Vechtkwartels *T s sylvaticus* (from Doñana; two females and one male (centre)).

shows a darker ground colour on the back-feathers, these being more reddish in Kurrichane. A recent genetic study, using the cytochrome b of the mitochondrial DNA, revealed that these two taxa are more closely related than the differences in size and colour would suggest (Pertoldi et al 2006), which led these authors to propose to maintain the current status of Andalusian and Kurrichane as well-differentiated subspecies of the same species. Note that not only have morphological differences been found between these two subspecies (Madge & McGowan 2002) but also within the three former WP populations of Andalusian (Iberia, Sicily and North Africa), the Iberian birds being much darker on the back than Sicilian and north African ones (Urdiales 1997), although almost no biometric differences were found between them (Violani & Massa 1993). More detailed studies are needed to establish the level of genetic divergence, not only between Andalusian and Kurrichane but also between the three former populations of Andalusian.

Methods

An extensive bibliography has been compiled,

summarizing all the references to the historic and present occurrence of Andalusian Buttonquails in the WP, from the 17th century book of Marcuello (1617) and many ornithological publications of the 19th century (eg, Cook 1834, Machado 1854, Rosenhauer 1856, Arévalo Baca 1887, Angelini 1892) to the most recent papers and reports (Garrido & Gutiérrez 2010, Gutiérrez & Qninba 2010). Additional data were compiled from many local, regional and national avifaunas (eg, Arrigoni degli Oddi 1929, Heim de Balzac & Mayaud 1962, Etchécopar & Hüe 1964, Alonso 1980, Hollis 1985, Isenmann & Moali 2000, Thévenot et al 2003, Isenmann et al 2005, Benyacoub et al 2007), main handbooks and monographs (Dementiev & Gladkov 1969, Cramp & Simmons 1980, Urban et al 1986, Johnsgard 1991, del Hoyo et al 1996, Madge & McGowan 2002), notes in ornithological journals (Bergier et al 2005, 2009, van den Berg & Haas 2007, 2008), specific papers (Pratesi 1974, Violani & Massa 1993, Catry 1999), and technical reports (Parreño 1991, Urdiales 1993, Solís 1995, Garrido 1998b, Garrido 2001, Gutiérrez 2008, Gutiérrez et al 2009).



FIGURE 3 Andalusian Buttonquail / Andalusische Vechtkwartel *Turnix sylvaticus sylvaticus* (Carlos Urdiales). Skins from Natural History Museum, Tring, England. IM: males from Iberia; IH: females from Iberia; SH: female from Sicily; MM: males from Algeria; MH: females from Algeria.

Our field work was carried out during 1995-2010. In this period, different projects and expeditions in search of buttonquails were undertaken, mainly in Morocco and Spain but also in Algeria and Portugal (Garrido 2001, Gutiérrez 2008), based on previous researches in Spain (Parreño 1991, Urdiales 1993, Solís 1995). At the same time, one expedition to Namibia was undertaken in order to test searching methods with Kurrichane Buttonquail, as well as to obtain genetic samples of this taxon (Pertoldi et al 2006).

The difficulty of finding buttonquails has been described repeatedly in the literature (Irby 1875, Madge & McGowan 2002, Garrido 2004). Our search methods changed over the years, as our knowledge about the species increased. At first, we thought that listening for singing females and tape luring were the only research methods. However, during a 2001 expedition to Morocco, searching for indirect evidence of the species' presence, mainly footprints, proved to be a good way to find it (Garrido 2004; see also below under

'Finding Andalusian Buttonquails'), and tape luring was abandoned because females appeared not to respond. More recently, we discovered that other tracks and traces, especially droppings, provide an even better way to find birds (Gutiérrez et al 2009, Gutiérrez & Qninba 2010).

Altogether, five different methods have been used during our 15 years of research: **1** searching for singing females (with and without tape luring); **2** field searches with volunteers (using binoculars); **3** monitoring with ground bird traps; **4** track searching (foot prints, droppings, feathers, scratchings and nests); and **5** use of hunting dogs, especially trained to find Common Quails *C coturnix* and Eurasian Woodcocks *Scolopax rusticola*.

Results

As long as 21 centuries ago, Plinius Secundus (Pliny the Second), in his impressive work *Naturalis Historiae* (book 10, chapter 57), wrote about a small bird that imitated oxen calls and was named Taurus ('bull'). His report came from southern France, and has been analyzed to correspond with buttonquails (Kinzelbach 1995). Through the mid 19th century, Andalusian Buttonquail was distributed in three main areas in the WP: North Africa (from east to west in Libya, Tunisia, Algeria and Morocco), Sicily (Italy) and Iberia (Spain and Portugal) (cf Vaurie 1965, Cramp & Simmons 1980, Violani & Massa 1993). For each country involved, the species' former distribution and the history of its decline until the early 21st century is described below, as well as the recent situation in those areas where, nowadays, its presence is confirmed (Morocco) or suspected (Algeria and Spain).

Italy

A summary of the history of Andalusian Buttonquail in Italy can be found in Pratesi (1974) and Violani & Massa (1993). Apparently, it was only found in Sicily. Although Cramp & Simmons (1980) suggest otherwise, it has never been recorded on Sardinia; the error probably originates from a mislabelled museum specimen (Violani & Massa 1993). Except for one bird cited by Doderlein (1869) and two birds held at Museo e Istituto di Zoologia Sistemática dell'Università di Torino, Turin, Italy, all three from the Palermo area, buttonquails were known only from the southern slopes of Sicily (Salvadori 1887, Giglioli 1889, Angelini 1892). The species was once common along the south-western coast between Mazara and Gela and scarcer in some localities in the east (Iapichino & Massa 1989). Its presence along the south-western

coast was confirmed in Terranova (Gela) (Benoit 1840, Doderlein 1869; specimen(s) in Museo Civico di Zoologia di Roma, Rome); Falconara (Orlando 1958); Licata (Doderlein 1869); Agrigento (Doderlein 1869); Sciacca (Doderlein 1869); Selinunte (Palumbo 1890); Castelvetrano (Sorci et al 1973); and Mazzara (Doderlein 1869, Iapichino & Massa 1989; specimen(s) in Museo Civico di Zoologia di Roma, Rome, and Museo Regionale Palazzo d'Aumale, Terrasini). One specimen from Marsala at the Natural History Museum (Tring) extends the former distribution to westernmost Sicily. In the east, it occurred in Juncetto (specimen(s) in Museo di Catania), Lentini, Spaccaforo (now Ispica) (specimen(s) in Museo Civico di Zoologia di Roma), Ragusa and Catania (Iapichino & Massa 1989). More museum specimens of Sicilian origin can be found at Liceo de Siracusa (two), Museo di Palermo (four) and Museo di Storia Naturale di Firenze, Florence (eight).

The last confirmed sightings refer to a bird shot at Falconara in 1910 (Orlando 1958) and one in Castelvetrano in 1913 (Sorci et al 1973). The extinction in Sicily has presumably occurred no later than 1920 (Violani & Massa 1993).

Spain

Andalusian Buttonquail was mentioned for the first time by Captain S E Cook (Cook 1834) near Cádiz and Gibraltar. The second half of the 19th century was a very productive period in terms of the publication of ornithological books and papers, offering a rather complete overview of the Spanish avifauna.

Andalusian Buttonquails were occasionally found in Sevilla supplies markets by Machado (1854). Although not encountered by Brehm (1857) in the same period, Captain C W Watkins (1857) affirms to hunt six or seven every season. It was found in Granada province at El Pozuelo lagoon (López Seoane y Pardo de Montenegro 1861), and was said to be abundant on the Andalusian coasts (López Seoane 1870).

According to Saunders (1871), the species was abundant near Algeciras and Málaga, and he found a nest with two eggs in Gibraltar (Saunders 1877). Abel Chapman gives some references on the species in three of his books: one bird singing at La Barca de La Florida, Cádiz (Chapman 1884), one bird shot in Doñana (Chapman 1888) and the species was found here in palmetto scrub (Chapman & Buck 1893). It was said to be common between Málaga and Gibraltar by Arévalo Baca (1887) who gives four localities: San Pedro



FIGURE 4 Supposed historic (19th century) world distribution (red) of Andalusian Buttonquail *Turnix sylvaticus sylvaticus* (based on observations and museum specimens and clutches, combined with distribution of areas below 200 m above sea level)



FIGURE 5 Present (2010) world distribution of Andalusian Buttonquail *Turnix sylvaticus sylvaticus*; red = known occurrence, ? = possible occurrence

de Alcántara, Chapas de Marbella, Alhaurinejo and Vega de Málaga. Calderón (1896) found one specimen in the Natural History Museum of Sevilla University (now at Museo Nacional de Ciencias Naturales, Madrid, Spain). In his catalogue of the birds of Portugal, Spain and the Balearic Islands, Reyes Prósper (1886) made a compilation of many of the records given above. Possibly, the most thorough text describing the situation in Spain was given by Colonel Leonard Howard L Irby, mentioning the species' occurrence in Gibraltar, Vejer de la Frontera, Benalup, Las Agusaderas, Lomo del Rey and San Roque (Irby 1875).

Corresponding with these old records, we found several specimens and clutches in scientific collections: Natural History Museum (Tring): Gibraltar (two), El Puerto de Santa María (one), Málaga province (four), and unknown Spanish origin (one), as well as a clutch from Málaga province; Field Museum of Natural History (Chicago, USA), Málaga (one); Museo Nacional de Ciencias Naturales (Madrid, Spain): Sevilla (one); Zoological Museum of Moscow University (Russia): Sevilla (one); Manchester Museum (England): Gibraltar (one) and Málaga (one); National Museum of Scotland (Edinburgh, Scotland): Cantillana, Sevilla (one) and Málaga (one); Nederlands Centrum voor Biodiversiteit Naturalis (Leiden, the Netherlands): Sevilla (one) and Málaga (one); and Museum Heineanum (Halberstadt, Germany): Antequera (one) and unknown Spanish origin (one). More skins of unknown Spanish origin are at American Museum of Natural History (New York, USA; one);

Forschungsinstitut und Naturmuseum Senckenberg (Frankfurt, Germany; two); National Museum of Natural History, Smithsonian Institute (Washington, USA; one); Western Foundation of Vertebrate Zoology (Los Angeles, USA; one clutch of four eggs); and Naturhistorisches Museum (Wien, Austria; two clutches of four eggs each).

This well documented situation of the 19th century contrasts strongly with the almost absolute absence of observations during the early 20th century, until the 1970s, when we can mark the start of the modern history of Andalusian Buttonquail in Spain. Gil Lletget (1945) made a compilation basically reflecting the data given by Irby (1875) and Tait (1924); only a few sightings exist from this period. In an account of his first expedition to Coto Doñana, Huelva, Mountfort (1958) makes mention of a bird kept alive in a barber shop in Jerez de la Frontera, captured nearby with a quail net. One of the participants to this expedition was Roger Tory Peterson, who was informed by another expedition member, Mauricio González Gordón, about the error in the plate of Andalusian Buttonquail in the first edition of his *Guide of the birds of Britain and Europe* (Peterson et al 1954). Here, the species was depicted as a dark-eyed bird instead of pale-eyed, and this captive bird gave Peterson the opportunity to change this mistake in later editions of his popular guide. Others records concerned one shot at La Janda in 1955 (Trigo de Yarto 1960), one collected in La Barca de la Florida in 1956 (held in a private collection in Jerez de la Frontera), and some birds seen near Jerez de la Frontera in 1958 (Hudson

1975). Another four-egg clutch at the Western Foundation of Vertebrate Zoology in Los Angeles was collected in 1960 at Utrera, Sevilla. Based on these scant records, the taxon was believed to be almost extinct by the 1960s (Bernis 1966), but in subsequent years it appeared not only to be still surviving but even still locally common (Luis García *in litt*).

All available information shows that the distribution in Spain was restricted to Andalucía, with no confirmed observations or references outside its boundaries. It was common in lowlands of Huelva and Cádiz provinces, reaching well inland along the Guadalquivir valley in Sevilla province, the plains of Antequera and near Granada, also occupying the coastline from Tarifa eastwards along the Mediterranean shores of Cádiz, Málaga and Granada provinces. A former presence in coastal Almería, although suspected, has never been confirmed.

Some references indicate the possibility of the species occurring in other Spanish regions. In Catalunya, sightings were mentioned in Girona by Vayreda y Vila (1883), in Rosas in the 1960s (Wallace & Sage 1969) and at l'Ampolla (Boer & van Orden 1964), and one specimen of unknown origin is held at the Museum of Zoology of Barcelona. In an exhaustive revision, Gordo *et al* (2006) rejected the validity of all these observations, saying that even the museum specimen could be of non-Catalan origin, and discarding a natural occurrence in Catalunya. A recent report from Extremadura of a singing female on 17 April 2002 at Cáceres (Crouzier 2003) is considered doubtful because it was only heard briefly in a region without any historic or recent data. Finally, some recent information came from Cabo de Gata area, Almería. In 1980-81, different observers reported seeing birds that they identified as Andalusian Buttonquail in this area (Luis García *pers comm*), and an observation of a flying bird in April 1994 is mentioned in Manrique (1996) and again one in flight in April 2002 (Vittery 2003). Searches in this area in 2006 remained without positive results (Gutiérrez 2008).

Today, there is still hope for the species' survival in two provinces, Cádiz and Huelva, and possibly in a third, Málaga. In Cádiz, it was still present in the 1970s but later, during a breeding bird atlas survey, no birds were found, and it was stated to be extinct (Alonso 1980), although a sighting was given of a nest with eggs at La Linea in May 1973. On 20 October 1978, one bird was shot at Laguna del Torero, Vejer de la Frontera (Ceballos & Guimerá 1992). In 1995, a study carried out in Cádiz

revealed the presence of a female singing on 18 May at a cattle farm in Chiclana de la Frontera, where the species was well known to the farmer (Solís 1995). Solís (1995) also received indirect information about birds at other localities, which corroborated the species' presence in this province during the 1990s.

In Huelva province, almost all information comes from Doñana National Park and surrounding areas. For this area, Chapman (1888), Chapman & Buck (1893), Crú & Crú (1903) and Martínez Gámez (1906) first mentioned the species' presence for the end of the 19th and the start of the 20th century. In their diaries, Pedro Weickert (1952-53) and José Antonio Valverde (1958) mentioned it near Huelva and San Juan del Puerto, respectively (Garrido 1996). In 1980-81, Luis García, ornithologist of Doñana Biological Station, kept in contact with local hunters and was able to collect some shot buttonquails. These specimens are held at Doñana Biological Station scientific collection, and are, together with another obtained by Javier Castroviejo in 1978, the last specimens collected in Spain. Although heard in 1989 (Johan Elmberg *pers comm*) and the early 1990s in Doñana National Park (Oreel 1991, van Ijzendoorn 1993, Urdiales 1993), extensive fieldwork efforts in later years yielded no results (Garrido 1998a, 1998b, 1999, Garrido & Hernández 1998). A specific intensive survey during 2005-08 in this area and others in Andalucía also failed to produce any birds (Gutiérrez 2008). Recently, there have been some unconfirmed sightings in Doñana National and Natural Park in 1997 (José Manuel Sayago *pers comm*), 2000 (Persson 2004), 2003 and 2004 (Carlos Urdiales *pers comm*) and 2007 (Jacinto Román *pers comm*), and also another in 2005 at Fuente de Piedra Nature Reserve, Málaga (Peregrina 2006), which may give some hope for the species' survival in Andalucía. Some of the effective search methods recently applied in Morocco (Gutiérrez *et al* 2009, Gutiérrez & Qninba 2010) have not yet been used in Spain but will be during the coming years.

Portugal

A complete review of Andalusian Buttonquail was provided by Paulo Catry (1999). Considered 'common' by several authors (Bocage 1862, Smith 1868), it was once distributed in the south (Alentejo, Algarve) and in the lowlands close to Mondego river and Aveiro. Tait (1924) states that it is 'not rare' near Abrantes where it was seen by him; this area was also mentioned by Coverley (1945) some years later. The species was also



94 Andalusian Buttonquail / Andalusische Vechtkwartel *Turnix sylvaticus sylvaticus* (upper) and Common Quail / Kwartel *Coturnix coturnix*, male, Sidi Abed, Morocco, 21 May 2009 (Miguel Ángel Quevedo)

mentioned as being hunted in Esmoriz, Estarreja, Ovar and Vagos, Aveiro, by W R Teage (Chapman & Buck 1893).

The museums of Coimbra and Lisboa (Lisbon) held some specimens of Portuguese origin but most of them were lost over the years, notably those in Lisboa which were destroyed by fire in 1978. Eight specimens in Coimbra Natural History Museum were described by several authors (Giraldes 1879, Reyes Prósper 1886, Seabra 1910, Themido 1933): two of unknown Portuguese origin, two from Pereira do Campo, and four from Evora, Maiorca (Montemor-o-Velho), Montargil and São Martinho do Bispo, respectively. In addition, Souza (1873) cites five birds of unknown Portuguese origin and three from Alentejo in the collection of the Science Museum of Lisbon University. One specimen, of unknown Portuguese origin, is present at Museo Civico di Storia Naturale Giacomo Doria in Genova (Genoa), Italy, and another from Setubal at Museum für Naturkunde in Berlin, Germany.

The species was classified as 'indeterminate' in the first Red Book of Portuguese vertebrates (SNPRCN 1990), although no information had been found during a specific inquiry with hunters in 1980 (Rufino 1989) and no confirmed sightings

were known from 1940 onwards (Cstry 1999). The most recent status update is 'extinct' in Portugal (Cabral et al 2005).

Libya

Andalusian Buttonquail is mentioned for Libya by von Heuglin (1873) in the 19th century. A couple of sightings can be found in Bundy (1976): one in Suani Ben Adem (November 1923) and a probable one in palm scrub near Al Garabulli (February 1967), both in Tripolitania. Although we have not found more recent sightings, the second site nowadays is a nature reserve that would be well worth a visit. Heim de Balsac & Mayaud (1962) point at the possibility of the presence in Cyrenaica, and Toschi (1969) states that it is 'evidently rare or very scarce or probably declining' but no confirmed sightings or specimens have been found for this region.

Tunisia

Ilsenmann et al (2005) recently reviewed the status of Andalusian Buttonquail in Tunisia. It was once reported to be common along coastal plains between Cap Bon and Tabarka (Koenig 1888, Lavauden 1924, Heim de Balsac & Mayaud 1962). In 1972, four birds were recorded north of Sousse

(Thomsen & Jacobsen 1979) and one at Bejaoua, Tunis, on 18 June (Isenmann et al 2005). The last report was at Ichkeul National Park in 1985 (Skinner et al 1986). There are no reports after 1985 and it is now probably extinct.

Museum specimens have been collected in Tunis (Field Museum, Chicago, USA), Potinville (American Museum of Natural History, New York, USA) and Al Marsa (Museo e Istituto di Zoologia Sistemática dell'Università di Torino, Turin, Italy).

Algeria

In the late 18th century, Desfontaines (1787) used a bird from Oran, Algeria, to describe the type specimen of '*Turnix sylvatica*'. Buttonquails were once 'common' throughout the year in all the coastal areas of Bône (now Annaba) and Oran (Heim de Balsac & Mayaud 1962), with museum specimens known from Metidja Plain (American Museum of Natural History, New York), Bône (Museum für Naturkunde, Berlin, Germany), and Algiers and Hammam Meskoutini (Natural History Museum, Tring, England). This last museum also holds a number of skins (from the Shelley collection) that originate from Biskra, a locality c 200 km from the nearest coast, away from the Mediterranean climate zone and along the northern edge of the Sahara. This is well outside the known habitat and climate requirements of Andalusian Buttonquail, so further study on the origin of these specimens is advisable.

In recent times, there has been a report of one bird in palmetto *Chamaerops humilis* scrub near Ain Fezza east of Tlemcen, c 50 km from the coast, on 22 July 1973 by Arnoud van den Berg and Edward van IJzendoorn (Isenmann & Moali 2000). It has also been reported from palmetto scrub near Skikda at the mouth of Oued Zhour in 1976 (Burnier 1979), and a female was found singing at El Kala in 1989, 1990 and 1994 (Benyacoub 1993).

We render the species' survival in Algeria as likely because of recent comments from Algerian researchers (Benyacoub et al 2007; Mohammed Belhamra pers comm), an unconfirmed sighting of two birds near Skikda on 13 June 2007 by Zeraoula Ali, Guergueb El-Yamine, Brahmia Hafid and Bounab Chouayb (Moussa et al 2010), and the fact that large areas of well conserved suitable habitat remain with traditional cultivation. An extensive survey should be carried out to determine if any populations still survive and, if that is the case, how to protect them.

Morocco

A complete review of Andalusian Buttonquail is provided by Thévenot et al (2003). Irby (1875) was the first to mention it for the Tangier peninsula and he also obtained a clutch from Essaouira. Buttonquails could be encountered in two more or less disjunct areas. In the eastern plains, birds were found in the 1980s at the Moulouya estuary and near Melilla (Thévenot et al 2003), although we failed to find it in subsequent surveys. In the west, a continuous distribution area could once be found along the Atlantic coast between the Tangier peninsula (Irby 1875, Vaucher & Vaucher 1915, Hartert & Jourdain 1923, Brudenell-Bruce 1958, Smith 1965, Pineau & Giraud-Audine 1979; specimen(s) in American Museum of Natural History, New York and Manchester Museum) and Essaouira (Irby 1875, Hartert & Jourdain 1923), reaching well inland up to 400-500 m above sea level in Jbala (Pineau & Giraud-Audine 1979). There have been sightings from Larache and Souk El-Arba du Rharb (Heim de Balsac & Mayaud 1962, Pineau & Giraud-Audine 1979), near Merja Zerga (Thévenot & Beaubrun 1983), Mamora forest, Ben Slimane and Shkirat area between Rabat, Mohammedia and Sidi Bettache (specimen(s) at Institut Scientifique de Rabat and Museum of Comparative Zoology of University of Harvard; Thévenot et al 2003), south of Casablanca in El Jadida and Cap Blanco (specimen(s) in American Museum of Natural History, New York) and coastal Doukkala (Thévenot et al 2003). There were no confirmed records during the 1990s and, as a consequence, it was considered extinct by Moroccan authorities and excluded from the list of protected bird species.

During extensive field work carried out throughout its historic distribution area, we found a small population in palmetto and broom *Calicotome villosa* scrub in 2000 in Doukkala. Birds were recorded here in subsequent years in early spring but not in late spring or summer. Some years later, in January 2004, the species was sighted in coastal cultivation areas in this region by Hannu Huhtinen and Pasi Laaksonen, with one bird crossing a road and entering a carrot *Daucus carota* field (Bergier et al 2005). In November 2007, one bird was found by D Ledan as a road kill on the same road (Bergier et al 2009) and a live bird was found and photographed in September 2007 by Pascal Dupuis, Jacques Franchimont and Benoît Maire (Bergier et al 2009; Dutch Birding 30: 190, plate 213, 2008). Birds were found in the same area in 2008 (Alban Guillaume & Guillaume Léotard in litt) and 2009 (Dirk Colin



95 Scrub habitat (palmetto and broom), Oued Rharg, Oualidia, Morocco, 15 April 2006
(*Carlos Gutiérrez*)

96 Cultivated habitat, Oulad Ghanem, Morocco, 8 June 2010
(*Carlos Gutiérrez*)



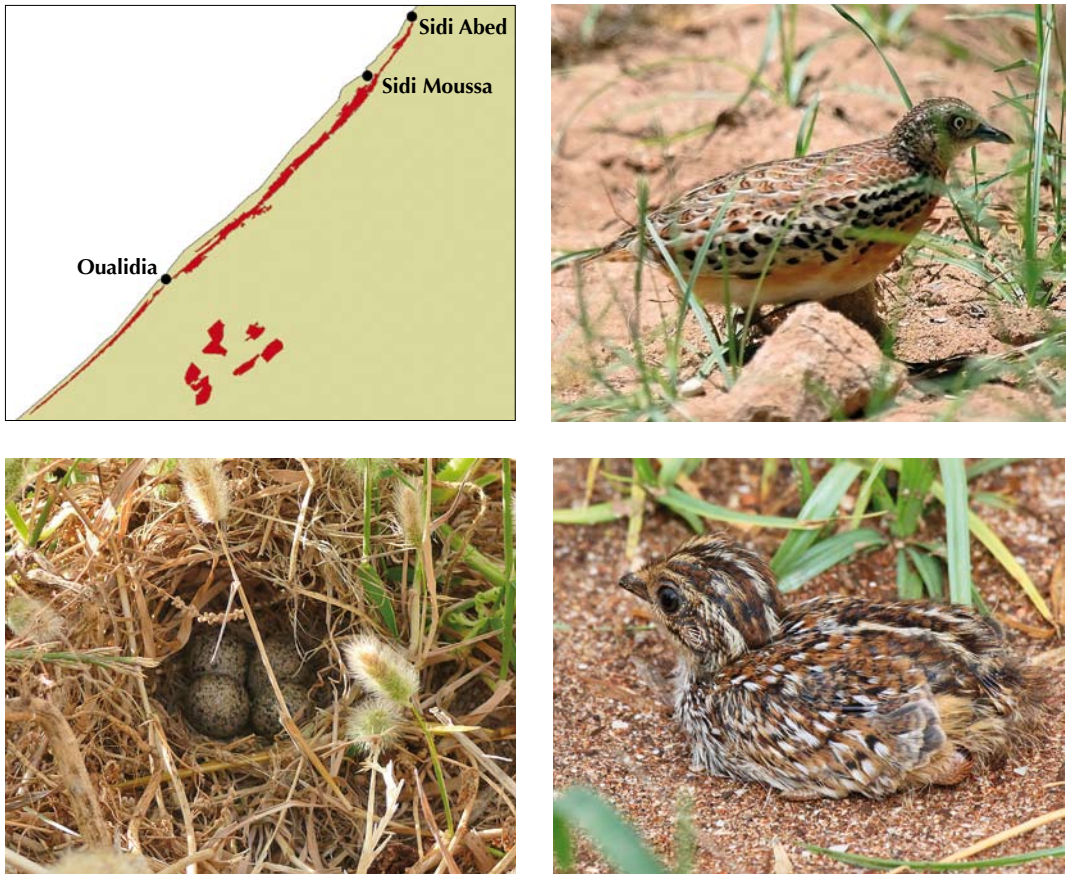


FIGURE 6 Detailed map of currently known distribution (red) of Andalusian Buttonquail *Turnix sylvaticus sylvaticus* in Morocco **97** Andalusian Buttonquail / Andalusische Vechtkwartel *Turnix sylvaticus sylvaticus*, female in corn field, Oulad Ghanem, Morocco, 12 June 2010 (Carlos Gutiérrez) **98** Nest of Andalusian Buttonquail *Turnix sylvaticus sylvaticus* in pumpkin field, Sidi Abed, Morocco, 19 May 2009 (Carlos Gutiérrez) **99** Andalusian Buttonquail / Andalusische Vechtkwartel *Turnix sylvaticus sylvaticus*, chick, Sidi Moussa, Morocco, 10 June 2010 (Carlos Gutiérrez)

& Kris De Rouck in litt). In 2009, a preliminary study was carried out in this area resulting in the first data on breeding, with several adults and chicks being observed, two nests found and five birds ringed (Gutiérrez et al 2009). With the experience obtained in 2009, search and study methods were improved (Gutiérrez & Qninba 2010). As a result, we found buttonquails at several sites in the region of Doukkala-Abda in El Jadida, Oualidia and Safi provinces. The species' presence has been confirmed in 2150 ha of remnant patches of palmetto and broom scrub in the calcareous plains inland of Oualidia town, 9 to 15 km from the coast, and in the 4650 ha of coastal cultivation of this three provinces, between Sidi

Abed (El Jadida) in the north, and Cap Bedouzza in the south, occupying different kind of crops (eg, cereal, maize, carrot, pumpkin, corn, lucerne, tomato and potato) as well as fallow land.

There have also been recent sightings in other areas. In 2001, there was a probable observation of a singing female south of Tangier (Miguel Ángel Bravo pers comm), although the bird was not found during subsequent visits. More recently, in 2004 and 2005, there were observations of a couple of birds at Cap Sim, Essaouira (Hamid Rguibi pers comm), which may indicate the presence of another population, but more research is needed to confirm breeding and, if present, what numbers are involved.



100 Andalusian Buttonquail / Andalusische Vechtkwartel *Turnix sylvaticus sylvaticus*, right wing of adult, Sidi Abed, Morocco, 21 May 2009 (Carlos Gutiérrez) **101** Andalusian Buttonquail / Andalusische Vechtkwartel *Turnix sylvaticus sylvaticus*, right wing of chick, Sidi Abed, Morocco, 21 May 2009 (Carlos Gutiérrez) **102** Andalusian Buttonquail / Andalusische Vechtkwartel *Turnix sylvaticus sylvaticus* and Common Quail / Kwartel *Coturnix coturnix*, male (below), Sidi Abed, Morocco, 21 May 2009 (Sandra Bañuls) **103** Andalusian Buttonquail / Andalusische Vechtkwartel *Turnix sylvaticus sylvaticus* (left) and Common Quail / Kwartel *Coturnix coturnix*, male, Sidi Abed, Morocco, 21 May 2009 (Miguel Ángel Quevedo). Same birds as in plate 94.

Conclusions

In the 19th century, Andalusian Buttonquail was found in six countries: three in Europe (Italy, Portugal and Spain) and three in North Africa (Algeria, Morocco and Tunisia). The historic presence in Libya has not been confirmed by museum specimens, although bibliographic references suggest that it once occurred.

All locations were coastal sites with temperate Mediterranean climate situated well below 100 m above sea level, with the exception of Jbala, Morocco, where it is said to have been found at 400-500 m. The occurrence at Biskra, Algeria, is doubtful due to the continental/desert climate in this area.

In mainland Europe, birds were found from the Aveiro area in the Portuguese Atlantic coast, south through all districts (Guarda, Leiria, Lisboa, Setúbal, Beja and Faro), continuing in Spain from west to east in the Andalusian provinces of Huelva, Sevilla, Cádiz, Málaga and Granada. In Italy, birds were only found along the south and east coasts of Sicily. In the Maghreb, two disjunct areas existed. Along the Mediterranean coastline, it was patchily distributed from (possibly as far as) Tripolitania, Libya, in the east westwards through coastal Tunisia and Algeria to the Moulouya estuary in Morocco. Along the Atlantic coast in Morocco, it occurred from the Tangier peninsula in the north to Essaouira in the south (figure 4).



104 Excrements of Andalusian Buttonquail / Andalusische Vechtkwartel *Turnix sylvaticus sylvaticus*, Sidi Abed, Morocco, 15 May 2009 (Jacinto Román) **105** Excrements of Andalusian Buttonquail / Andalusische Vechtkwartel *Turnix sylvaticus sylvaticus*, Oualidia, Morocco, 8 June 2010 (Ruth García) **106** Footprint of Andalusian Buttonquail / Andalusische Vechtkwartel *Turnix sylvaticus sylvaticus*, Oulad Ghanem, Morocco, 5 June 2009 (Carlos Gutiérrez) **107** Footprint of Kentish Plover / Strandplevier *Charadrius alexandrinus*, Doñana, Huelva, Spain, 6 April 2007 (Carlos Gutiérrez). Compare with more symmetrical footprint of Andalusian Buttonquail *Turnix sylvaticus sylvaticus* in plate 106. **108** Andalusian Buttonquail / Andalusische Vechtkwartel *Turnix sylvaticus sylvaticus*, Sidi Abed, Morocco, 21 May 2009 (Carlos Gutiérrez). Note almost symmetrical three-toed foot.

Presently, only one population is known to persist in the WP, in the Doukkala region, along the Atlantic coast of Morocco, where its presence has been confirmed in El Jadida, Oualidia and Safi provinces. There is hope that the species may still survive in northern Algeria, northern Morocco and southern Spain (figure 5) but more investigations and field expeditions are needed to determine the current situation there.

Finding Andalusian Buttonquails

Andalusian Buttonquails are certainly very difficult birds to find and observe but we can give some helpful tips. First of all, for Morocco, be aware that the conservation of the tiny population is extremely important; therefore, one should never disturb the breeding process and should always be kind and polite to local people, asking permission from farmers and land owners before starting out to walk in any given area. If you try to find buttonquails in scrub areas, it is possible to walk freely through the whole area but in the cultivated areas it is very important not to walk through the fields.

However, it is easier to detect the birds' presence by searching tracks than by trying to find them on sight. These tracks (green-coloured droppings, feathers and footprints) can be found at the edge of cultivations or on narrow footpaths. Droppings are very small cylindrical excrements characterized by urate (salt derived from uric acid), making them pale green instead of white (plate 104-105). Buttonquail feathers are well patterned and easily identifiable, and it is even possible to separate those of adults from well-grown chick feathers. Buttonquails are three-toed species lacking a hind toe (hence the old name 'hemipode', meaning 'half foot'). Hence, footprints are identifiable because they show only three toes and are much smaller than those of Common Quail (only 2 cm long, against 3 cm in Common Quail; plate 106 & 108). Beware of small plover footprints that can be very similar but which are asymmetric, with different angles between the toes (plate 107; for more details, see Gutiérrez & Qninba 2010).

The Doukkala area still holds a kind of traditional cultivation and regularly some fields remain fallow between two cultivation cycles. These fields are very attractive for buttonquails and can be walked more easily.

Females can sing the whole day, with more activity after warm nights and less during cold weather. Singing females have been detected between March and August, though in 2009 sound-

recordings were made of several females singing in a small cultivated area in El Jadida province as late as from 29 September to 1 October, when the crop at their site was harvested (Arnoud van den Berg/The Sound Approach in litt). Indeed, the species' presence has been confirmed all year round. Although buttonquails can make nomadic or dispersive movements during different seasons, sedentary behaviour seems to be the rule for WP birds. Therefore, reporting any sighting as soon as possible is of great importance to make it possible for researchers to follow it up and try to establish adequate conservation measures. Note that there are many areas to explore that may still hold buttonquail populations, not only in Morocco (eg, Cap Sim in Essaouira and the coastal strip between Asilah and Larache) but also in Algeria and Spain. Birders are requested to send every observation to the first author of this paper and to the rarities committee of the country involved.

Acknowledgements

Many persons have contributed to our field and research work during the last 15 years of research and expeditions. Many thanks go to all of them: Maribel Acosta, Enrique Alés, Mohamed Aourir, Juan José Areces, José Ramón Arrebola, José Luis Arroyo, Mohamed Aziz El Agbani, Salvador Bañuls, Sandra Bañuls, Isidro Barroso, Mohammed Belhamra, Slim Benyacoub, Christian Boix, Stefan Bräger, Miguel Ángel Bravo, Manuela Buzón, Javier Calzada, Cesc Capdevila, Miguel Carrasco, Dolores Cobo, Dirk Colin, Kris De Rouck, Johan Elmberg, Martin Flade, Dick Forsman, Tommy Frandsen, Luis García, Ruth García Gorria, Antonio Jesús González, Bene González, Alban Guillaumet, Eric Hirschfeld, Fernando Ibáñez, Frédéric Jiguet, Guillaume Léotard, Daniel López Velasco, Ferrán López, Itziar López, Benoît Maire, Manuel Mániz, Ben Macdonald, María Paz Martín, Fernando Martínez, Paqui Martínez, Dave McAdams, Isabel Molina, Houhamdi Moussa, Adolfo Muñoz, Juan José Negro, Marc Pérez, Hakon Persson, Miguel Ángel Quevedo, Mohamed Radi, Beatriz Ramos, Hamid Rguibi, Rubén Rodríguez, Jacinto Román, Volker Salewski, Íñigo Sánchez, Rafael Sánchez Carrión, José Manuel Sayago, Ramon Servitje, Lars Svensson, Albert Tintó, Carlos Urdiales, Paco Valdera, Mohamed Znari and Irene Zorrilla. Many thanks to Julio Abad, Luis Fuentes, Jorge Lomas and their magnificent dogs for the work done in Doñana.

Much of the buttonquail research could not have been possible without the encouragement of Fernando Hiraldo, Juan Pérez Mercader and Francisco Quirós.

Some of the expeditions were supported by Almonte council, Los Mimbres, Doñana Biological Station, Doñana National Park and Junta de Andalucía. Thanks go to the curators from the museums cited in the text, who kindly sent us information of specimens and clutches in their collections, especially to Fausto Barbagli (Florence), José Cabot (Sevilla), René Corado (Los

Angeles), Giacomo Doria (Geneva), Sylke Frahnert (Berlin), Carla Marangoni (Rome), Henry McGhie (Manchester), Marco Pavia (Turin) and Antonino Vitale (Terrasini). We are very grateful to Khalid El Marjani and his family for their hospitality and help with the study of the birds breeding on his property.

Special thanks to Abdeladim Lhafi, Haut Commissaire aux Eaux et Forêts et à la Lutte Contre la Désertification, and Hayat Meshba and Mohamed Ribi for their help and authorisation for research in Morocco.

Samenvatting

HISTORIE, STATUS EN VERSPREIDING VAN ANDALUSISCHE VECHTKWARTEL IN DE WP Vechtkwartels Turnicidae vormen een familie die traditioneel verwant werd geacht met kraanvogels Gruidae en rallen Rallidae. Tevens vertonen ze enige gelijkenis met kwartels *Coturnix* (Phasianidae). Recent moleculair genetisch onderzoek heeft echter uitgezeten dat vechtkwartels een aparte tak vormen binnen de orde van waadvogels Charadriiformes en het nauwst verwant zijn aan onder meer meeuwen Laridae, alken Alcidae en vorkstaartplevieren Glareolidae. Bij alle vechtkwartels is de bij de meeste vogelsoorten gebruikelijke rol van de geslachten omgedraaid: vrouwtjes zijn groter en feller gekleurd dan mannetjes, zingen en nemen het voortouw bij territoriumgedrag en balts.

In dit artikel worden historie, status en verspreiding van Vechtkwartel *Turnix sylvaticus* in het West-Palearctische gebied (de WP) besproken aan de hand van uitgebreid literatuur-, museum- en veldonderzoek in 1995-2010. Het gaat daarbij om de ondersoort *T s sylvaticus* (Andalusische Vechtkwartel) die oorspronkelijk voorkwam in kustgebieden van Noordwest-Afrika en Zuidwest-Europa maar die aan het begin van de 21e eeuw leek te zijn uitgestorven. De vermoedelijke verspreiding in de 19e eeuw en de huidige verspreiding worden weergegeven in respectievelijk figuur 4 en 5. De historische verspreiding en het eventuele uitsterven worden besproken voor Italië (alleen Sicilië, laatste in 1913), Spanje (misschien nog aanwezig), Portugal (laatste in 1940), Libië (laatste mogelijk in 1967), Tunesië (laatste in 1985), Algerije (waarschijnlijk nog aanwezig) en Marokko (nog aanwezig; zie figuur 6). De enige plek in de WP waar nog met zekerheid een populatie blijkt voor te komen is de Doukkala-regio langs de Atlantische kust van Marokko. Uit dit gebied worden foto's gepresenteerd van exemplaren in het veld en op het nest, van een nest met eieren, van een pasgeboren jong, van vogels in de hand (onder meer in directe vergelijking met Kwartel *C coturnix*), van pootafdrukken (met karakteristieke symmetrische 'drietand'), van uitwerpselen (met typische groene kleur) en van het biotoop. Figuur 3 toont balgen van exemplaren die in het oorspronkelijke verspreidingsgebied in de WP zijn verzameld (Algerije, Iberisch Schiereiland en Sicilië); in figuur 2 is het verschil in formaat te zien tussen Andalusische Vechtkwartels uit Zuid-Spanje en exemplaren van de ondersoort *T s lepurana* (Afrikaanse Vechtkwartel uit Namibië). Er bestaat hoop dat Andalusische Vechtkwartel nog voorkomt in Noord-Marokko, Noord-Algerije en Zuid-Spanje (provincies Cádiz en Huelva).

Vechtkwartels zijn moeilijk waar te nemen. Ze leven in dichte, lage vegetatie en bij verontrusting vliegen ze niet graag op maar lopen weg of drukken zich. De vrouwtjes kunnen de hele dag door zingen met een diep, laag, langgerekt *hoe*, als een verre en moeilijk te localiseren misthoorn, met grote tussenpozen herhaald, soms samen met andere vrouwtjes, en de zangactiviteit is groter na warme nachten dan gedurende koud weer. Deze zang werd voornamelijk vastgesteld van maart tot augustus (maar ook nog tot in oktober). Aanvankelijk werd gedacht dat voor het opsporen van de soort het luisteren naar zingende vrouwtjes en afspeken van geluid de beste methoden zouden zijn. Daarnaast werden andere zoekmethoden uitgeprobeerd zoals het gebruik van vallen en van honden die speciaal voor de jacht op Kwartels en Houtsnippen *Scolopax rusticola* waren getraind. Uiteindelijk bleek dat de vrouwtjes niet hoorbaar op het afspeken van geluid reageerden en dat het zoeken naar sporen (pootafdrukken, veren en uitwerpselen) de meest effectieve zoekmethode was.

References

- Alonso, J A 1980. Avifauna del sur de Cádiz. Campo de Gibraltar y Comarca de la Janda. Tesis doctoral. Madrid.
- Angelini, G 1892. Nota sulla Quaglia tridattila (*Turnix sylvatica*). Boll Soc Romana Staz Zool 1: 95-99.
- Arévalo Baca, J 1887. Aves de España. Madrid.
- Arrigoni degli Oddi, E 1929. Ornitologia Italiana. Milan.
- Baker, A J, Pereira, S L & Paton, T A 2007. Phylogenetic relationships and divergence times of Charadriiformes genera: multigene evidence for the Cretaceous origin of at least 14 clades of shorebirds. Biol Lett 3: 205-207.
- Benoit, L 1840. Ornitologia Siciliana. Messina.
- Benyacoub, S 1993. Ecologie de l'avifaune forestière nicheuse dans la région d'El-Kala (Nord Est Algerien). Dijon.
- Benyacoub, S, Brahmia, Z, Boulahbal, R, Rouag, R & Rouag-Ziane, N 2007. Inventaire de l'avifaune, de la herpétofaune et des chiroptères de la région d'Annaba-El-Kala. Statut et répartition par type d'habitat. Laboratoire d'Ecologie des Systèmes Terrestres et Aquatiques UBM. Unpublished report. Ministère de l'Aménagement du Territoire et de l'Environnement.
- van den Berg, A B & Haas, M 2007. WP reports: late September–November 2007. Dutch Birding 29: 378-400.
- van den Berg, A B & Haas, M 2008. WP reports: late March–mid-May 2008. Dutch Birding 30: 187-300.
- Bergier, P, Franchimont, J, Thévenot, M & Commission d'Homologation Marocaine 2005. Les oiseaux rares au Maroc. Rapport de la Commission d'Homologation Marocaine 10 (2004). Go-South Bull 2: 23-30.
- Bergier, P, Franchimont, J, Thévenot, M & Commission d'Homologation Marocaine 2009. Les oiseaux rares au Maroc. Rapport de la Commission d'Homologation Marocaine 14 (2008). Go-South Bull 6: 76-91.
- Bernis, F 1966. Aves migradoras Ibéricas 1. Madrid.
- Bocage, B 1862. Instruções praticas sobre o modo de colligir, preparar e remetter productos zoologicos para o Museu de Lisboa. Lisbon.

- Boer, P & van Orden, C R 1964. Breeding notes from the Ebro-delta, Spain. *Ardea* 52: 119-120.
- Brehm, A E 1857. Vorläufige Zusammenstellung der Vögel Spaniens. *Allgem Deutsche Naturhist Zeitung* III: 431-489.
- Brudenell-Bruce, P G C 1958. Notes on the birds of Tangier. *Mém Soc Sci Nat Phys Maroc* 4: 1-46.
- Bundy, G 1976. The birds of Lybia. An annotated checklist. BOU Checklist 1. London.
- Burnier, E 1979. Notes sur l'ornithologie algérienne. *Alauda* 47: 93-102.
- Cabral, M J, Almeida, J, Almeida, P R, Dellinger, T, Ferrand de Almeida, N, Oliveira, M E, Palmeirim, J M, Queiroz, A L, Rogado, L & Santos Reis, M 2005. Livro vermelho dos vertebrados de Portugal. Lisbon.
- Calderón, S 1896. Aves de Andalucía existentes en el Museo de Historia Natural de la Universidad de Sevilla. *Anales de la Sociedad Española de Historia Natural* 5: 82-93.
- Catry, P 1999. Aves nidificantes possivelmente extintas em Portugal Continental. Revisao e síntese da informação disponível. *Airo* 10: 1-13.
- Ceballos, J J & Guimerá, V M 1992. Guía de las aves de Jerez y de la provincia de Cádiz. Jerez de la Frontera.
- Chapman, A 1884. Rough notes on Spanish ornithology. *Ibis* 26: 66-99.
- Chapman, A 1888. Winter notes in Spain. *Ibis* 30: 444-461.
- Chapman, A & Buck, W J 1893. *Wild Spain*. London.
- Cook, S E 1834. Sketches in Spain during the years 1829, 30, 31 & 32; containing notices of some districts very little known; of the manners of the people, government, recent changes, commerce, fine arts, and natural history. Volume 2, chapter 24: 253-281 (birds & mammals). London.
- Coverley, H W 1945. Bird notes – Portugal. Unpublished.
- Cramp, S & Simmons, K E L (editors) 1980. *The birds of the Western Palearctic* 2. Oxford.
- Crouzier, P 2003. Torillo en noticiario ornitológico. *Ardeola* 50: 346.
- Crú, V & Crú, E 1903. Viaje ornitológico por Andalucía (provincias de Sevilla, Huelva y Granada) durante los meses de abril, mayo y junio de 1902. *Boletín de la Sociedad Española de Historia Natural* 1903: 366-383.
- David, N & Gosselin, M 2002. The grammatical gender of avian genera. *Bull Br Ornithol Cl* 122: 257-282.
- Desfontaines, X 1787. *Turnix sylvatica sylvatica*. *Mem Acad Roy Sci Paris*: 500.
- Dementiev, G P & Gladkov, N A 1969. *The birds of the Soviet Union 2*. [English translation of Ptitsy Sovetskogo Soyuza.] Jerusalem.
- Dickinson, E C (editor) 2003. *The Howard and Moore complete checklist of the birds of the world*. Third edition. London.
- Doderlein, P 1869-74. Avifauna del Modenese e della Sicilia. *Palermo, Giornale Sc Nat Econom* 5: 137-195; 6: 187-236; 7: 9-72; 8: 40-124; 9: 28-93; 10: 35-71, 133-148.
- Etchécopar, R D & Hüe, F 1964. Les oiseaux du Nord de l'Afrique de la Mer Rouge aux Canaries. Paris.
- Fain, M G & Houde, P 2007. Multilocus perspectives on the monophyly and phylogeny of the order Charadriiformes (Aves). *BMC Evolutionary Biology* 7: 35.
- Flieg, G M 1973. Breeding biology and behaviour of the South African Hemipode in captivity. *Avicult Mag* 79: 55-59.
- García, L, Calderón, J & Castroviejo, J 1986. Las aves de Doñana y su entorno. El Rocío.
- Garrido, H 1996. Aves de las marismas del Odiel y su entorno. Madrid.
- Garrido, H 1998a. La triste biografía del torillo. *Biológica* 19: 54-56.
- Garrido, H 1998b. Seguimiento específico, Torillo (*Turnix sylvatica*). Informe inédito. Estación Biológica de Doñana.
- Garrido, H 1999. El ocaso del torillo andaluz. *Quercus* 165: 40-43.
- Garrido, H 2001. IV Prospección de torillo andaluz en Marruecos, Informe preliminar. Informe inédito. Estación Biológica de Doñana.
- Garrido, H 2004. Metodología utilizada en la búsqueda de las últimas poblaciones de *Turnix sylvatica* en el Mediterraneo Occidental, en Equipo de Seguimiento de Procesos Naturales (2004). *Anuario Ornitológico de Doñana* 1. Almonte.
- Garrido, H & Gutiérrez, C 2010. El torillo andaluz y la conservación de papel. *Aves y Naturaleza* 2: 32-35.
- Garrido, H & Hernández, F J 1998. Torillo, póster divulgativo. Estación Biológica de Doñana y Cortijo Los Mimbrales.
- Giglioli, H E 1889. Primo resconto dei risultati dell'Inchiesta Ornitologica. Part 1. Avifauna Italiana. Florence.
- Gil Lletget, A 1945. Sinopsis de las aves de España y Portugal. *Trab Inst Nat Jose de Acosta Ser Biol* 1: 129-347.
- Gill, F & Donsker, D (editors) 2010. IOC world bird names (version 2.6). Website: www.worldbirdnames.org.
- Gill, F & Wright, M 2006. *Birds of the world: recommended English names*. London.
- Giraldes, A 1879. Catálogo das aves de Portugal existentes actualmente no Museu de Coimbra. Coimbra.
- Gordo, O, Ferrer, X & Reig-Ferrer, A 2006. Unlikely occurrence of the Andalusian Hemipode (*Turnix sylvatica*) in Catalonia (NE Spain) one century ago. *Rev Catalana d'Ornitol* 22: 30-34
- Gutiérrez, C 2008. Proyecto para la prospección del Torillo Andaluz (*Turnix sylvatica*, Desf. 1787) en el Parque Natural de Doñana y su entorno. Unpublished. Junta de Andalucía.
- Gutiérrez, C, Qniba, A, El Agbani, M A, Znari, M, Radi, M, Aourir, M, Molina, I, Sayago, J M, Quevedo, M A & Copete, J L 2009. Primeros datos sobre anillamiento y reproducción del torillo andaluz (*Turnix sylvatica sylvatica*) en Marruecos. Unpublished.
- Gutiérrez, C & Qniba, A 2010. Identificación de rastros e indicios del torillo andaluz. *Quercus* 289: 14-19.

- Hackett, S J, Kimball, R T, Reddy, S, Bowie, R C K, Braun, E L, Braun, M J, Chojnowski, J L, Cox, W A, Han, K, Harshman, J, Huddleston, C J, Marks, B D, Miglia, K J, Moore, W S, Sheldon, F H., Steadman, D W, Witt, C C & Yuri, Y 2008. A phylogenomic study of birds reveals their evolutionary history. *Science* 27: 1763-1768.
- Hartert, E & Jourdain, F C R 1923. The hitherto known birds of Morocco. *Novit Zool* 30: 91-146.
- Heim de Balsac, H & Mayaud, N 1962. Les oiseaux du Nord-est de l'Afrique. Paris.
- Herholdt, J J 2001. Observations on the nocturnal migration of the Kurrichane Buttonquail in northern South Africa. *Bull Br Ornithol Cl* 121: 231-233.
- von Heuglin, T 1873. *Ornithologie Nordost-Afrikas* 2. Kassel.
- Hoesch, W 1960. Zur Brutverhalten des Laufhühnchens *Turnix sylvatica lepurana*. *J Ornithol* 101: 265-275.
- Hollis, G E 1985. The birds of the Ichkeul National Park, Tunisia. London.
- del Hoyo, J, Elliott, A & Sargatal, J (editors), *Handbook of the birds of the world* 3. Barcelona.
- Hudson, R 1975. Threatened birds of Europe. London.
- Iapichino, C & Massa, B 1989. The birds of Sicily. BOU Check-list 11. Tring.
- van IJzendoorn, E J 1993. Torillo. *Noticario Ornitológico*. *Ardeola* 40: 94.
- Irby, L 1875. The ornithology of the Straits of Gibraltar. London.
- Ismann, P, Gaultier, T, El Hili, A, Azafaf, H, Dlensi, H & Smart, M 2005. Oiseaux de Tunisie / Birds of Tunisia. Paris.
- Ismann, P & Moali, A 2000. Oiseaux d'Algérie / Birds of Algeria. Paris.
- Johngard, P A 1991. Bustards, hemipodes, and sandgrouse. *Birds of dry places*. Oxford.
- Kinzelbach, R 1995. Lauf-hühnchen *Turnix sylvatica* in antiken Gallien. *Vogelwelt* 116: 147-148.
- Koenig, A 1888. Avifauna von Tunis. *J Ornithol* 36: 121-298.
- Lavauden, L 1924. Voyage de M. Guy Babault en Tunisie. Résultats scientifiques. Oiseaux. Paris.
- Livezey, B C & Zusi, R L 2007. Higher-order phylogeny of modern birds (Theropoda, Aves: Neornithes) based on comparative anatomy. II. Analysis and discussion. *Zool J Linn Soc* 149: 1-95.
- López Seoane y Pardo Montenegro, V 1861. Catálogo de las aves observadas en Andalucía. *Revista de los Progressos de las Ciencias Exactas, Físicas y Naturales* XI: 326-384.
- López Seoane, V 1870. Revisión del catálogo de las aves de Andalucía. La Coruña.
- Machado, A 1854. Catálogo de las aves observadas en algunas provincias de Andalucía. Sevilla.
- Madge, S & McGowan, P 2002. Pheasants, partridges and grouse: a guide to the pheasants, partridges, quails, grouse, guineafowl, buttonquails and sandgrouse of the world. London.
- Manrique, J 1996. Corología y ecogeografía de las aves nidificantes en Almería (Sureste Ibérico). Memoria de tesis doctoral. Granada.
- Marcuello, F 1617. Primera parte de la historia natural y moral de las aves. [Edición facsímil, Madrid, 1989.]
- Martínez Gámez, V 1906. Apuntes para la ornitología andaluza y de España en general. Madrid.
- Mountfort, G 1958. Portrait of a wilderness. The story of the Coto de Doñana expeditions. London.
- Moussa, H, Ali, Z, El-Yamine, G, Hafid, B, Chouayb, B & Sophia, M 2010. Le Turnix d'Andalousie *Turnix sylvatica* en Algérie. Séminaire Plan d'Action pour la Conservation du Turnix d'Andalousie. Rabat.
- Niethammer, G 1961. Sonderbildungen an Osephagus und Trachea beim Weibchen von *Turnix sylvatica lepurana*. *J Ornithol* 102: 75-79.
- Oreel, G J 1991. Recent WP reports: May and June 1991. *Dutch Birding* 13: 189-191.
- Orlando, C 1958. La quaglia tridattila *Turnix sylvatica* (Desf.). *Venatoria Scula* 12: 342-344.
- Palumbo, A 1890. Note di Zoologia e Botanica sulla plaga Selinuntina. *Naturalista Siciliano*, anno 9: 23.
- Parreño, F 1991. Inventario y determinación de las áreas de presencia del Torillo (*Turnix sylvatica*) en España. ICONA. Unpublished.
- Paton, T A & Baker, A J 2006. Sequences from 14 mitochondrial genes provide a well-supported phylogeny of the Charadriiform birds congruent with the nuclear RAG-1 tree. *Mol Phylogen Evol* 39: 657-667.
- Paton, T A, Baker, A J, Groth, J G & Barrowclough, G F 2003. RAG-1 sequences resolve phylogenetic relationships within charadriiform birds. *Mol Phylogen Evol* 29: 268-278.
- Peregrina, S 2006. Observación de torillo. *Red-Life* 10: 6-7.
- Persson, H 2004. Torillo en Anuario Ornitológico de Doñana 1. Almonte.
- Pertoldi, C, Negro, J J, Muñoz, J, Barbanera, F & Garrido H 2006. Introduction or reintroduction? Last resorts for the latest bird to become extinct in Europe, the Andalusian hemipode (*Turnix sylvatica sylvatica*). *Biodiv & Conserv* 15: 3895-3908.
- Peterson, R, Hollom, P A D & Mounfort, G 1954. A field guide to the birds of Britain and Europe. London.
- Pineau, J & Giraud-Audine, M 1979. Les oiseaux de la Péninsule Tingitane. Bilan des connaissances actuelles. *Trav Inst Sci Rabat sér Zool* 38: 1-147.
- Pratesi, F 1974. Tre storie di uccelli: il francolino, la quaglia tridattila e la gallina prataiola. In: Pedrotti, F (editor), *SOS Fauna, Animali in pericolo in Italia*, pp 357-372.
- Redactie Dutch Birding 2004, 2011. Naamgeving van taxa in Dutch Birding. *Dutch Birding* 26: 49-51, 33: 47-50.
- Reyes Prósper, V 1886. Catálogo de las aves de España, Portugal e islas Baleares. *Anales de la Sociedad Española de Historia Natural* XV: 5-109.
- Ridley, M W 1983. A review of the ecology and behaviour of button-quails. *World Pheasant Ass J* 8: 51-61.
- Roché, J C 1996. Bird songs and calls of Britain and Europe. 4 CDs. Mens.
- Rosenhauer, W G 1856. Die Thiere Andaluciens nach dem Resultate einer Reise zusammengestellt, nebst den Beschreibungen von 249 neuer oder bis jetzt noch unbeschriebenen Gattungen und Arten. Erlang.

- Rotthowe, K & Starck, J M 1998. Evidence for a phylogenetic position of button quails (Turnicidae: Aves) among the Gruiformes. *J Zool Syst Evol Res* 36: 39-51.
- Rufino, R (editor) 1989. Atlas das aves que nidificam em Portugal Continental. Lisbon.
- Salvadori, T 1887. Elenco degli ucelli italiani. *Anali Museo Civico Storia Nat di Genova*, II serie III: 1-331.
- Saunders, H 1871. A list of the birds of southern Spain. *Ibis* 13: 205-225.
- Saunders, H 1877. Catalogue des oiseaux du midi de l'Espagne. *Bull Soc Zool Fr* 2: 89-98.
- Seabra, A F 1910. Catalogue systématique des vertébrés du Portugal. *Bull Soc Port Sci Nat* 4: 115-217.
- Sibley, C G & Ahlquist, J E 1990. Phylogeny and classification of birds: a study in molecular evolution. New Haven.
- Skinner, J, Rehfish, M, Wood, J B, Fay, M, Smart, M & Gaultier, T 1986. The birds of the Ichkeul National Park. *Conservation Reports* 13, University College. London.
- Smith, A C 1868. A sketch of the birds of Portugal. *Ibis* 10: 428-460.
- Smith, K D 1965. On the birds of Morocco. *Ibis* 107: 493-526.
- SNPRCN 1990. Livro Vermelho dos vertebrados de Portugal. Lisbon.
- Solís, F 1995. Seguimiento de la población de Torillos en la Provincia de Cádiz (Memoria final). Unpublished. Junta de Andalucía.
- Sorci, G, Massa, B & Cangialosi, G 1973. Avifauna delle isole Egadi, con notizie riguardanti quella della provincia di Trapani (Sicilia). *Riv Ital Orn* 43: 1-119.
- Souza, JA 1873. Catálogo das collecções ornithologicas. Columba e Gallinae. Museu Nacional de Lisboa. Lisbon.
- Tait, W C 1924. The birds of Portugal. London.
- Themido, A A 1933. Aves de Portugal (Catálogo da coleção do Museu Zoológico de Coimbra). *Memórias e Estudos do Museu Zoológico da Universidade de Coimbra* 65: 5-281.
- Thévenot, M & Beaubrun, P C 1983. Compte-rendu d'ornithologie marocaine, année 1982. Unpublished report. Rabat.
- Thévenot, M, Vernon, R & Bergier, P 2003. The birds of Morocco. An annotated checklist. *BOU Checklist* 20. Tring.
- Thomsen, P & Jacobsen, P 1979. The birds of Tunisia. Privately published. Copenhagen.
- Toschi, A 1969. Introduzione alla ornitologia della Libia. *Ricerche di Zoologia applicata alla caccia*. Bologna.
- Trigo de Yarto, E 1960. Notas sobre capturas de aves raras o interesantes. *Ardeola* 6: 367-369.
- Trollope, J 1970. Behaviour notes on the Barred and Andalusian Hemipodes (*Turnix suscitator* and *Turnix sylvatica*). *Avicult Mag* 76: 219-227.
- Urban, E K, Fry, C H & Keith, S (editors) 1986. The birds of Africa 2. London.
- Urdiales, C 1993. Estudio de prospección en relación con la puesta en marcha de un plan de manejo del Torillo en el Parque Nacional de Doñana: informe final. Unpublished.
- Urdiales, C 1997. Andalusian Hemipode *Turnix sylvatica*. In: Hagemeyer, W J M & Blair, M J (editors), The EBCC atlas of European breeding birds: their distribution and abundance, London, pp 221.
- Vaucher, H & Vaucher, A 1915. Liste des oiseaux observés au Maroc de 1884 à 1914. *Rev Fr Ornithol* 4: 94-96, 107-111, 134-137.
- Vaurie, C 1965. The birds of the Palearctic fauna. A systematic reference. Non-Passeriformes. London.
- Vayreda y Vila, E 1883. Fauna Ornitológica de la Provincia de Gerona. Gerona.
- Violani, C G & Massa, B 1993. Extinction of the Andalusian Hemipode *Turnix s. sylvatica* (Desf.) in the Mediterranean region. *Bull Br Ornithol Cl* 113: 225-229.
- Vittery, A 2003. Torillo (*Turnix sylvatica*) en Noticiario Ornitológico. *Ardeola* 50: 346.
- Wintle, C C 1975. Notes on the breeding habits of the Kurrichane Buttonquail. *Honeyguide* 82: 27-30.
- Wallace, D I M & Sage, L 1969. Las aves de la Costa Brava, Cataluña. *Ardeola* 13: 151-170.
- Watkins, C W 1857. Birds of Andalusia. *Zoologist* 1857: 5604-5608.

Carlos Gutiérrez Expósito, Doñana National Park, Centro Administrativo El Acebuche, 21760 Matalascañas, Spain (carlos.gutierrez.exposito.ext@juntadeandalucia.es)

José Luis Copete, c/o Martínez de la Rosa 27 Pral 3a, 08012 Barcelona, Spain (jlcopete@telefonica.net)

Pierre-André Crochet, CNRS-UMR 5175 Centre d'Ecologie Fonctionnelle et Evolutive, 1919 Route de Mende, 34293 Montpellier cedex 5, France (pierre-andre.crochet@cefe.cnrs.fr)

Abdeljebbar Qninba, Centre d'Etude des Migrations d'Oiseaux, Département de Zoologie et Ecologie Animale Institut Scientifique, Avenue Ibn Battota, BP 703, 10106, Agdal, Rabat, Morocco (qninba@israbat.ac.ma)

Héctor Garrido, Reserva Biológica de Doñana, 21760 Matalascañas, Huelva, Spain (h.g@csic.es)

The recording of the Andalusian Buttonquail as shown in the sonagram in figure 1 can be heard at www.dutchbirding.nl/turnix. Also a video by José Manuel Sayago (same bird as in plate 93) can be viewed there. EDITORS

Spaanse Keizerarend over Loozerheide in mei 2007

René Weenink, Nils van Duivendijk & Enno B Ebels

Telpost Loozerheide ligt op de grens van Limburg en Noord-Brabant, niet ver van de Belgische grens en net op Limburgs grondgebied. De zinkfabriek van Budel-Dorp plein ligt op een steenworp afstand. Het heidegebied ten oosten van de fabriek werd in 2004 door een aantal fanatieke vogelaars uit de Kempen uitgekozen als nieuwe locatie voor trektellingen. Het terrein is eigendom van Defensie en werd in het verleden gebruikt als schietterrein. De bezetting van de post steeg al snel naar gemiddeld 700 teluren per jaar. Alle overtrekkende vogels worden geteld, genoteerd en dezelfde dag ingevoerd op www.trektellen.nl.

Al kort na de ingebruikname van deze post werd duidelijk dat de plek een schot in de roos was voor zowel het aantal soorten als de aantallen vogels, waarschijnlijk mede vanwege de aantrekkingskracht op trekvogels van de nabij gelegen Ringselvennen. Naast hoge aantallen van gewone soorten zoals Veldleeuwerik *Alauda arvensis* en Kneu *Carduelis cannabina* waren er de krenten in de pap, zoals enkele opmerkelijke waarnemingen van zeevogels: Jan-van-gent *Morus bassanus* (oktober 2004), Vaal Stormvogeltje *Oceanodroma leucorhoa* (oktober 2006), Kleine Jager *Stercorarius parasiticus* (oktober 2005 en september 2006) en Kleinste Jager *S longicaudus* (augustus 2006). De telpost heeft echter vooral een reputatie opgebouwd dankzij de vele roofvogels en daardoor de bijnaam 'Eagle Valley' verworven, met hoge aantallen van Wespendif *Pernis apivorus*, Zwarte Wouw *Milvus migrans*, Rode Wouw *M milvus*, Bruine *Circus aeruginosus*, Blauwe *C cyaneus* en Grauwe Kiekendief *C pygargus*, Visarend *Pandion haliaetus*, Smelleken *Falco columbarius* en Boomvalk *F subbuteo*. Zeldzame roofvogels in 2004-10 waren Zearend *Haliaeetus albicilla* (acht), Slangenarend *Circaetus gallicus* (vier: mei 2004 en drie verschillende exemplaren binnen 10 dagen op 29 april, 5 mei en 8 mei 2009), Dwergarend *Aquila pennata* (twee: mei 2004 en augustus 2006) en twee niet nader gedetermineerde of op soort aanvaarde *Aquila's* (april 2006 (vermoedelijk Schreeuwarend *A pomarina*) en mei 2008). Deze roofvogelwaarnemingen verbleken echter bij de gebeurtenissen in mei 2007.

Op zondagochtend 6 mei 2007 was de post beband door vaste tellers Ruud Bouwman, Rob Brinkhof, Cor Kessels, Frank Neijts en René Weenink. De vroege ochtend begon met mist maar al snel brak de zon door en was er alleen nog sprake van hoge sluierbewolking. De wind was zwak uit zuidwestelijke richting en de temperatuur liep gedurende de dag op naar c 20°C. Het leek een mooie maar saaie dag te worden want er viel niet veel te tellen. Dat was reden voor RBo, RBr en FN om tegen 12:00 naar de dichtbij gelegen Ringselvennen te gaan. Door het gebrek aan vogels was ook de aandacht voor het luchtruim bij CK en RW wat verslapt en werd er gekeuveld over camera's en lenzen. Toen CK om 12:14 een blik omhoog wierp zag hij op grote hoogte boven de telpost een roofvogel cirkelen. Alleen al de forse spanwijdte en de uitgesproken vingers deden beseffen dat het een bijzondere soort moest zijn. Het licht-donker contrast van voor- en achtervleugel deed CK in een eerste reactie denken aan een Dwergarend. In alle opwinding die ontstond besloot CK direct FN te bellen in de wetenschap dat RBo, RBr en FN vlakbij waren. Misschien konden zij de vogel vanaf hun locatie op slechts 1-2 km afstand van de telpost nog in het vizier krijgen. De vogel maakte op RW een majestueuze indruk en ook voor hem was duidelijk dat het een bijzondere roofvogel moest zijn. Dat deed hem besluiten om zo snel mogelijk enkele opnames te maken met de op statief gereedstaande camera met 500-mm telelens, in de hoop dat daarmee voldoende details konden worden vastgelegd voor de determinatie. Al gauw gleed de vogel snel af in zuidoostelijke richting. In totaal hebben CK en RW hem c 2 min waargenomen zoals uit de tijdscode op de foto's kan worden afgeleid.

Omdat de vogel zich bij het cirkelen op een flinke hoogte boven de waarnemers bevond was niet te beoordelen of de vleugels geheel vlak of onder een lichte hoek werden gehouden. Ook tijdens het afglijden was vanwege de grote afstand en het tegenlicht de vleugelstand moeilijk te beoordelen. Vleugelslagen zijn niet waargenomen. De bovenzijde is geen moment zichtbaar geweest. Wel duidelijk zichtbaar waren de lichte onderdelen en voorvleugels (alle gelijk van kleur) con-



109-110 Spaanse Keizerarend / Spanish Imperial Eagle *Aquila adalberti*, tweede-kalenderjaar, Loozerheide, Limburg, 6 mei 2007 (René Weenink). Zie onder meer plaatsing van voet (direct achter armvleugelachterrand). Patroon van grote dekveren en lichte 'vensters' typisch voor keizerarenden *A. adalberti/heliaca*. Compacte structuur en zeer weinig maar wel enigszins getekende borst en overige dekveren typisch voor Spaanse Keizerarend.

trasterend met de donkere arm- en handpennen en staart. Tijdens het cirkelen met gespreide vleugels werd de relatief korte staart gespreid gehouden. De lichte vensters in de vleugels gevormd door lichtere binnenste handpennen waren ook goed zichtbaar. Verdere tekening in het kleed werd niet waargenomen maar dat was gezien de afstand en de bepaald niet heldere atmosfeer ook haast onmogelijk. Verder waren de diep ingesneden en ver uiteen staande vingers erg opvallend.

Helaas konden RBo, RBr en FN vanaf hun locatie de vogel niet in beeld krijgen; ze besloten daarom direct terug te rijden naar de telpost om het verhaal van CK en RW aan te horen en de foto's op het display van de camera te bekijken. Bij het zien van de foto's ontstond ook bij hen de nodige opwindning: dit was met zekerheid een grote *Aquila*-arend! Een lichte vorm Dwergarend kon direct worden uitgesloten. De zeven uitgesproken vingers, de lichte onderdelen en donkere arm- en handpennen met de lichte vensters en de donkere korte staart deden zelfs denken aan Keizerarend *A. heliaca* maar dat leek toch haast ondenkbaar... Een Schreeuwarend of bleke Bastaardarend *A. clanga* (type '*fulvescens*') werd op dat moment het meest waarschijnlijk geacht.

De hoop was dat de foto's bekeken op het beeldscherm van de computer uitsluitend konden geven. Enkele foto's zijn dezelfde dag nog op de site van Vogels in de Kempen (www.vogelsindekempen.nl) en Dutch Birding (www.dutchbirding.nl) geplaatst, toen nog als 'Schreeuwarend'. De foto's gaven iets meer details prijs zoals een zwakke bandering op de armpennen ter hoogte van de lichte vensters en

enige tekening op de borst. De meningen bleven echter verdeeld. Op basis van literatuur, vergelijkingen met andere foto's en de gevoerde discussies werd door de waarnemers uiteindelijk '*fulvescens*' Bastaardarend het meest waarschijnlijk geacht. Dit geval werd enkele weken na de ontdekking dan ook als zodanig ingediend bij de Commissie Dwaalgasten Nederlandse Avifauna (CDNA). Hoewel het hoogst uitzonderlijk zou zijn, werd ook gedurende de roulatie de mogelijkheid van '*fulvescens*' het meest genoemd. Veel commissieleden hadden echter het gevoel dat er 'iets niet klopte' en bleven terughoudend. Dat de uiteindelijke uitkomst minstens zo uitzonderlijk zou worden was toen nog niet duidelijk. Pas nadat deskundigheid buiten de CDNA was ingeroepen (Dick Forsman) bleek de ware identiteit van de vogel: een Spaanse Keizerarend *A. adalberti*!

Beschrijving

De beschrijving is gebaseerd op foto's van RW.

GROOTTE & BOUW Formaat in veld in eerste instantie moeilijk in te schatten maar al snel duidelijk zeer grote roofvogel. Aan hand van vleugelformule (verlengde en gevingerde p4) minimaal middelgrote arend. Brede vleugel met zeven diep ingesneden vingers. Vrij korte, iets afgeronde staart (staartlengte c 70% van vleugelbreedte). Kop tijdens cirkelen niet erg ver uitstekend, bij afglijden wel ver uitstekend. Basis van voet gepositioneerd ter hoogte van achterrand van armpennen. Snavelvorm moeilijk te beoordelen vanwege hoek waaronder foto's gemaakt, relatief kort maar hoog lijkend.

BOVENDELEN Niet waargenomen.

KOP & ONDERDELEN Licht crèmekleurig ('buff'); keel lichter dan borst. Borst met enige donkere streping of

vlekking, rest van onderdelen ongetekend.

VLEUGEL Alleen ondervleugel waargenomen. Met uitzondering van grote dekveren ongetekend licht crème-keurig. Grote dekveren grijsachtig met vaag donkerder centrum en zowel lichte binnen- als buitenrand. Zwarte handdekveren sikkelvormige polsvlek vormend. Armpennen donker met fijne bandering, vervagend naar veertop. Buitenste armpennen iets lichter wordend. Handpennen donker met iets lichtere basale helft, vooral te zien bij meer naar buiten gelegen handpennen. Binnenste handpennen lichter, maar p1 en p2 (van binnen naar buiten genummerd) vermoedelijk aan beide vleugels missend. Lichtere buitenste armpennen en binnenste handpennen als geheel licht venster vormend. Handpennen zonder zichtbare bandering.

STAART Geheel donker lijkend.

NAAKTE DELEN Voet geelachtig. Snavel donker.

RUI & SLEET Staart en armpennen licht gesleten, waardoor lichte achterrand enigszins smal en langs armpennen enigszins rafelig. Actieve rui van binnenste handpennen. In beide vleugels p1-2 missend. Geen aanwijzing voor groei van nieuwe p1 of p2.

Leeftijd en determinatie

Leeftijd

De vogel was eenvoudig te herkennen als tweede-kalenderjaar aan de rui van de binnenste handpennen en de geheel ongeruide, juveniele armpennen en staart. Er is geen groei van een nieuwe p1 en p2 te zien wat duidt op een vermoedelijk recente start van de handpenrui.

Determinatie

De algemene bouw en tekening wezen eenduidig op een grote *Aquila*-arend maar hoewel het fotomateriaal redelijk was bleef lange tijd onduidelijk om welke soort het ging. Het geval werd als Bastaardarend bij de CDNA ingediend; vanwege het bleke kleed werd hierbij de mogelijkheid van een '*fulvescens*' type geopperd. Het 'majestueuze' voorkomen en de lichte vensters bij de binnenste handpennen deden RW echter ook denken aan Keizerarend.

Nils van Duivendijk, destijds als CDNA-lid belast met de contacten met externe experts, vroeg de mening van Dick Forsman op basis van de tot dan beschikbare foto's. DF neigde ook naar '*fulvescens*' Bastaardarend maar wilde graag alle foto's zien, hoe slecht ook, voor beoordeling van de proporties. In zijn eerste reactie noemde hij Spaanse Keizerarend en Savannearend *A rapax* als andere opties. Savannearend was al eerder als optie genoemd en bekeken maar Spaanse Keizerarend was nieuw en nog niet in de overweging meegenomen omdat de juveniele van deze soort in de literatuur als sterk rossig worden beschreven

en weergegeven. RW leverde de overige foto's van de vogel en DF (in litt) concludeerde dat het inderdaad een Spaanse Keizerarend was op grond van de volgende analyse (cf Forsman 1999, Ferguson-Lees & Christie 2001).

1 Grote dekveren op ondervleugel. Normaal vormen deze een contrasterende zwarte band bij '*fulvescens*'. Bij de vogel van de Loozerheide zijn de handdekveren zwartachtig, terwijl de grote dekveren grijs zijn met een diffuus donker centrum, wat typisch is voor beide 'keizerarenden'. Het feit dat de grote dekveren een witte rand aan zowel de binnen- als de buitenzijde hebben spreekt ook tegen '*fulvescens*' maar is in lijn met Spaanse Keizerarend.

2 Tekening op ondervleugel en onderdelen. Middelste dekveren op ondervleugel, oksel en bovenborst zien er fijn gestreept uit, zoals bij sommige Spaanse Keizerarenden (te weinig gestreept voor Keizerarend). Dit is iets wat niet voorkomt bij '*fulvescens*'. Op sommige foto's lijkt iets te zien van zwartachtige streping aan de zijden van de bovenborst, wat diagnostisch is bij tweede-kalenderjaar Spaanse Keizerarend met recent geruide lichaamsveren.

3 Keeltekening. De keel ziet er zeer licht uit en contrasteert met de bovenborst. Dit is typisch voor 'keizerarenden', terwijl de meeste '*fulvescens*' (maar niet alle) een donkerder gezicht en donkerdere keel hebben, donkerder dan de borst.

4 Armpennen. De armpennen zijn gebandeerd aan de basis, terwijl de meeste (maar niet alle) '*fulvescens*' uniform donkere armpennen hebben.

5 Handpennen. De handpennen zijn zwart met naar de buitenste handpennen toe een meer grijze basis. Dit past op Spaanse Keizerarend, terwijl '*fulvescens*' normaal geheel zwarte buitenste handpennen heeft. Een groot aantal Spaanse Keizerarenden heeft vage bandering in dit grijze deel maar daarvan is op de foto's van de vogel van Loozerheide niets te zien, mogelijk vanwege de matige kwaliteit van de foto's.

6 Venster. De lichtere binnenste handpennen vormen een duidelijk venster. Dit kenmerk is typisch voor Spaanse Keizerarend (en Keizerarend) maar in de regel niet voor '*fulvescens*', waarbij dit gebied donkerder is.

7 Pootlengte en -positie. De positie en proporties van de poten vormen vooral in dit geval één van de belangrijkste, zo niet het belangrijkste kenmerk om Spaanse Keizerarend van Bastaardarend te onderscheiden. Bastaardarend heeft een lange tarsus, waardoor in vlucht de poten tot halverwege de staart reiken en de toppen van de tenen



FIGUUR 1 Vergelijking van tweede-kalenderjaar Spaanse Keizerarend *Aquila adalberti* / comparison of second calendar-year Spanish Imperial Eagle *Aquila adalberti*; links / left: Loozerheide, Limburg, 6 mei 2007 (René Weenink); rechts / right: Coto Doñana, Andalucía, Spanje, 21 november 2008 (Pasi Pirinen)

bijna tot aan de toppen van de onderstaartdekveren. 'Keizerarenden' hebben een korte tarsus, wat betekent dat de poten er in vlucht kort uitzien en nauwelijks tot de helft van de staart reiken. In feite liggen de poten bijna ter hoogte van de achterrand van armpennen. Dit kenmerk kan betrouwbaar worden beoordeeld op de foto's.

Uitsluiting van Bastaardarend vond verder plaats op basis van de zwakke maar wel goed zichtbare bandering in de buitenste armpennen en de zichtbare streping en/of vlekking op de borst terwijl de keel lichter was, wat niet past op '*fulvescens*' maar wel op de normale kleurvorm van Bastaardarend. 'Normale' Bastaardarenden zijn soms lichter dan

gebruikelijk maar zo licht en egaal als de vogel van de Loozerheide is hoogstwaarschijnlijk.

Keizerarend kon worden uitgesloten op basis van onder meer de beperkte borststreping. De relatief compacte structuur van de arend van de Loozerheide zette lange tijd menigeeen op het verkeerde been ('keizerarenden' staan bekend als langvleugelig). De compacte structuur toont op overvallig gezien meer gelijkenis met de kleinere Bastaardarend en Schreeuwarend dan de grootste arenden, maar juist Spaanse Keizerarend is over het algemeen wat compacter dan bijvoorbeeld Keizerarend en Stepparend.

Savannearend was het beste te elimineren aan de hand van de proporties (deze soort heeft een langere staart en kortere vleugels) maar wat kleed betreft lijkt de lichte vorm van deze soort zeer sterk op juveniele Spaanse Keizerarend. Savannearend zou als meer zuidelijke broedvogel de rui van de handpennen vroeger zijn begonnen, terwijl twee-de-kalenderjaar Spaanse Keizerarend en '*fulvescens*' hun handpenrui ongeveer gelijktijdig starten in mei. Overigens zou een ontsnapte Savannearend een afwijkend rui patroon kunnen vertonen, zodat de eliminatie van deze soort erg lastig blijft. Sommige Savannearenden tonen ook armpenbandering maar alleen zeer vage (dit zou daarom vermoedelijk op foto's van de arend van de Loozerheide niet te zien zijn geweest). Hoewel de proporties tussen de twee soorten iets verschillen vond de CDNA dat dit op de foto's erg moeilijk te beoordelen is.

Conclusie

De CDNA heeft dit geval na langdurig en intensief beraad aanvaard als eerste Spaanse Keizerarend voor Nederland. Het grootste probleem was om Savannearend met zekerheid uit te sluiten, omdat beide soorten wat verenkleed betreft zeer sterk op elkaar lijken. Doorslaggevend voor de determinatie als Spaanse Keizerarend en uitsluiting van Savannearend was de aanwezigheid van de borststreping en in mindere mate de aanwezigheid van bandering in de armpennen en proporties van vleugel en staart.

Voorkomen en verspreiding

Spaanse Keizerarend is een zeer schaarse broedvogel van het Iberisch Schiereiland, voornamelijk in Zuidwest- en Centraal-Spanje en in zeer klein aantal in Portugal. In de jaren 1960 waren er nog c 30 broedparen (geschat 100 exemplaren in 1970) maar in de afgelopen decennia heeft de soort zich geleidelijk hersteld (met een korte terugval in het midden van de jaren 1990) en momen-

teel wordt de wereldpopulatie op c 200 paar geschat (bijna 500 exemplaren; BirdLife International 2010). In 2006-10 varieerde het aantal beezen broedparen in Portugal van twee tot vier, met daarnaast één tot vijf mogelijke broedparen; het gecombineerde aantal paren vertoonde in deze periode een stijgende tendens van vier (2006-07) en zes (2008-09) naar acht (2010; Nunes et al 2011). In de 19e eeuw broedde de soort nog in grote delen van Portugal en in Marokko; er zijn geen bewijzen dat hij ooit heeft gebroed in Frankrijk (González et al 1989). Isenmann & Moali (2000) melden dat hij in de 19e eeuw in Algerije broedde en dat de laatste twee nesten werden verzameld in 1859 (Parker 1990). De soort heeft de IUCN-status 'kwetsbaar'; bedreigingen zijn onder meer (illegale) jacht, beperking van de leefgebieden, elektrocutie door hoogspanningslijnen (bijvoorbeeld 33 gerapporteerde slachtoffers in 2008; Ferrer et al 1991, Gonzáles 2009) en vergiftiging. Als één van de zeldzaamste roofvogelsoorten ter wereld is – zeker sinds de 'opwaardering' van ondersoort van Keizerarend naar soort (cf Sangster et al 2002, Dickinson 2003, Clements 2007) – de soort onderwerp van uitgebreid onderzoek en intensieve beschermingsmaatregelen (bijvoorbeeld González et al 1987, 1989ab, Ferrer et al 1991, Ferrer 1993abc, 2001, Seibold et al 1996, Padilla et al 1999, García-Montijano et al 2002, González & Oria 2004, González et al 2006, 2008, González 2009).

Dispersie

De soort is overwegend standvogel maar met name jonge vogels vertonen trek- of zwerfgedrag en kunnen na het verlaten van het nest vele 100en kilometers afleggen (Gonzales et al 1989, Ferrer 1993abc, Bergier et al 2009). Buiten Portugal en Spanje zijn gevallen bekend uit Frankrijk, Gibraltar en Noord-Afrika, tot in Kameroen (onbevestigd) en Libië. Een overzicht van gevallen buiten de reguliere gebieden in Spanje gebaseerd op González et al (2008) is weergegeven in tabel 1. In Noord-oost-Spanje wordt de soort onregelmatig waargenomen (recente gevallen bijvoorbeeld in Lleida, Catalunya, op 5 april 2003 (eerste-winter), en in de Pre-Pyreneeën (Prepirineos), Catalunya, op 18 maart 2010 (onvolwassen; zie www.birdforum.net/showthread.php?t=166356). In Frankrijk zijn zes gevallen bekend uit de 19e eeuw waaronder een vangst in 1829 in Camargue, Bouches-du-Rhône, en drie gedode exemplaren (cf Dubois & Yésou 1992). Na een geval van een adulte in juni 1951 duurde het tot de jaren 1990 voordat er meer gevallen kwamen, alle van vogels jonger

TABEL 1 Gevallen van Spaanse Keizerarend *Aquila adalberti* in Afrika en Frankrijk / records of Spanish Imperial Eagle *Aquila adalberti* in Africa and France (cf Kayser et al 2003, Duchateau 2007, Dubois et al 2008, González et al 2008, Bergier et al 2009, 2010, Isenmann et al 2010; Philippe Dubois in litt, Luis González in litt)

Frankrijk / France

1829, Camargue, Bouches-du-Rhône, juveniel (gevangen)
 tussen 1830 en 1870, Bagnères-de-Bigorre, Hautes-Pyrénées, juveniel (gedood)
 17 november 1876, Ax-les-Thermes, Ariège, subadult vrouwtje (gedood)
 21 juni 1894, vallée de Campan, Hautes-Pyrénées, adult of subadult
 tussen 1874 en 1879, adult vrouwtje (verzameld; balg in museum van Nîmes)
 13 juni 1951, Gavarnie, Hautes-Pyrénées, adult
 14 januari 1999, Camargue, Bouches-du-Rhône, eerste-winter
 12 september 2001, Col de Soulor/Arbéost, Hautes-Pyrénées, juveniel (gefotografeerd; Paul et al 2001)
 16 en 19 september 2002, Col d'Organbidexka/Larrau, Pyrénées-Atlantiques, juveniel
 5 juni 2004, Bielle, Pyrénées-Atlantiques, tweede-kalenderjaar (gefotografeerd; Frémont et al 2006)
 11 juni 2005, Ustaritz, Pyrénées-Atlantiques, tweedezomer
 Duchateau (2007) vermeldden nog drie andere waarnemingen die ook geciteerd zijn in González et al (2008) (12 november 1993, Camargue; 24 mei 1996, Camargue, onvolwassen; en 1 december 1996, Parc National de Mercantour, St Etienne, juveniel). Deze meldingen zijn echter nooit ingediend bij de Franse dwaalgastencommissie (Philippe Dubois in litt).

Libië / Lybia

1982, Wadi Shetti, Draï (cf Calderon et al 1988)
 Calderon et al (1988) vermeldden geen jaartal maar González et al (2008) wel. Vermoedelijk betreft het een doodgevonden exemplaar en mogelijke een ringvondst ('recovery'). De locatie 'Wadi (ek) Shetti, Draï' zoals vermeld in Calderon et al (1988) en González et al (2008) levert geen duidelijke plaatsbepaling in Libië op. Mogelijk betreft het de locatie Wadi Ash Shati (27°32'8"N, 13°14'10"O). In Libië is verder één geval van een 'keizerarend' bekend uit maart 1866 bij Tarhuna, 80 km ten zuid-oosten van Tripoli (Toschi 1969); deze vogel werd niet verzameld en het is niet uitgesloten dat het een Spaanse Keizerarend betrof (Abdulmaula Hamza in litt).

Mauritanië / Mauritania

september 1996, Bir Moghreïn, en oktober 1996, Rosso, gezenderd in juni 1996 in Spanje (zelfde exemplaar als in Marokko (september) en Senegal (november-januari 1997))
 september 2002, Iwik, Banc d'Arguin, juveniel (niet vermeld in Isenmann et al 2010)

Marokko / Morocco (geen gevallen vermeld van voor 1970, evenmin als incidentele broedgevallen; cf Thévenot et al 2003)

12 april 1970, Ouezzane, Jbala
 6 augustus 1971, Oued Tahadart, Tanger
 12 januari 1973, Maaziz, Zemmour, onvolwassen
 29 april 1976, Afourgah
 voorjaar 1976, Merja Zerga
 6-7 oktober 1979, monding van de Moulouya, twee adulte
 1 april 1980, Asilah
 juni 1980, Merja Zerga, geschoten
 14 februari 1984, Mamora, Zemmour, vergiftigd gevonden (geringd in Spanje op 8 juli 1982)
 12 april 1984, Chaouen, High Rif, onvolwassen
 14 april 1984, Tétouan
 25 juni 1985, Izaren, Jbala, twee (adult en onvolwassen)
 1 maart 1990, Chaouen, High Rif, juveniel
 15 juni 1990, Sidi Slimane
 29 januari 1991, Chaouen, High Rif, twee adulte (Fouarge 1992)
 22 september 1995, Hammam Bougharara, juveniel
 september 1996, Ouarzazate en Tan-tan (gezenderd in Spanje in juni 1996; zelfde exemplaar als in Mauritanië (september-oktober) en Senegal (november-januari 1997))
 16 december 2006 en 8 februari 2007, Bas Draa, 11 km ten west-noordwesten van Tan-tan, tweede-kalenderjaar, gefotografeerd
 14 september 2007, Tangérois, Punta Ceres, eerstejaars eind maart 2009, Tagdilt track, nabij Boumalne Dadès, tweede-kalenderjaar
 In Thévenot et al (2003) worden nog vier gevallen vermeld (5 augustus 1976, Asilah; 29 november 1987, Chaouen, High Rif; 27 januari en 28 februari, 1982 Sebkhâ Bou-Areg; en 1 juni 1993, Oualidia, Doukkala, subadult). In Isenmann et al (2010) wordt nog een geval genoemd genoemd voor Dakhla, Westelijke Sahara, in 'winter 2005'.

[Kameroen / Cameroon]

14 januari 1978, Waza National Park, adult (D A Turner & William E Southern; cf Auk 100: 1006, 1983)
 Deze waarneming is zonder verder beschrijving gemeld door William E Southern in zijn recensie van *The birds of Africa 1* (Auk 100: 1005-1009, 1983): 'Some errors of omission surely are the result of observers' failure to publish their observations, and I admit to a degree of guilt in this category myself. The authors tell us there are no records of the Imperial Eagle (*Aquila heliaca*) in West Africa 'south of Morocco where not recently recorded' although D. A. Turner and I closely studied a perched adult *A. h. adalberti* in Waza National Park, northern Cameroun, 14 January 1978.'

Senegal / Senegal

november 1996 tot januari 1997, Linguéré en Dioubel, gezenderd (zelfde exemplaar als in Marokko (september) en Mauritanië (september-oktober)

dan een jaar (januari 1999, september 2001, september 2002, juni 2004 en juni 2005 (Frémont & CHN 2004, Frémont et al 2006, 2007).

Over de status in Marokko geven Thévenot et al (2003) het volgende aan: 'Voormalige broedvogel; tegenwoordig alleen toevallige gast en misschien incidentele broedvogel'; in 1975 konden tijdens een zoekactie door het World Wildlife Fund geen broedparen meer worden gevonden maar in 1995 was er in het Rifgebergte toch weer een broedgeval. Thévenot et al (2003) vermelden 37 exemplaren tussen 1970 en 1995. Ze geven aan dat nog eens 10 waarnemingen in 1965-82 in het zuiden van Marokko in de westelijke Hoge Atlas, Souss, Bas Draa en Dades-Draa (dus globaal ten zuiden van de Atlas) 'onzeker zijn door mogelijke verwarring met Steenarend *A chrysaetos* of Savannearend'.

Spaanse vogels steken af en toe de Straat van Gibraltar over en overwinteren in Noord-Marokko. Enkele exemplaren vliegen zelfs door tot tropisch West-Afrika ten zuiden van de Sahara. Deze trek naar Noord-Afrika is de afgelopen decennia toegenomen, parallel aan de groei van de Spaanse populatie. Er zijn bijvoorbeeld slechts vijf gevallen in 1950-69 maar 30 (van in totaal 37 exemplaren) in 1970-95, van midden augustus tot eind oktober, met een piek van midden september tot begin oktober en zeldzamer in het voorjaar (maart-april). In 2008 werden 12 'overstekende' meest juveniele exemplaren geteld aan de Spaanse zijde van de Straat van Gibraltar, drie in maart en negen in september-november (Lessow & Rowold 2007, Bergier et al 2009, 2010). Er zijn twee gevallen uit Mauritanië (González et al 2008). De meest zuidelijke gevallen betreffen een waarneming van een eerstejaars gezenderde vogel die in het najaar van 1996 via Marokko en Zuid-Mauritanië uiteindelijk tot in Senegal kwam, op een afstand van c 2500 km van Gibraltar (Dutch Birding 29: 175, 2007; González et al 2008) en als meest extreme melding een niet gedocumenteerde waarneming van een adulte vogel in Waza National Park in Noord-Kameroen op 14 januari 1978 op een afstand van c 3400 km van Gibraltar (cf González et al 2008; zie tabel 1). Bij de laatste waarneming is onduidelijk op grond van welke kenmerken andere arenden zijn uitgesloten. Het meest oostelijke geval betreft een waarneming in Libië, op c 2200 km van de dichtstbijzijnde broedgebieden in Spanje.

Potentie als dwaalgast in Noordwest-Europa

De zeer kleine wereldpopulatie maakt het afdwalen naar Noordwest-Europa onwaarschijnlijk maar niet onmogelijk. Ook van andere grote roofvogels

met relatief kleine populaties (vooral gieren) in Spanje is bekend dat ze vooral met gunstigheid weer in Nederland verzeild kunnen raken. Spaanse Keizerarend moet als goede vlieger en als soort waarvan dispersie van onvolwassen vogels een bekend fenomeen is in staat worden geacht om op eigen kracht en in wilde staat Nederland te bereiken. De gevallen in Noord- en West-Afrika geven aan dat dispersie tot 2500 km (gezenderd exemplaar) of zelfs 3400 km van de broedgebieden mogelijk is. De afstand van de noordrand van het broedgebied in Spanje tot aan de Loozerheide bedraagt c 1300 km. In het licht van de Afrikaanse gevallen is de afstand van c 1300 km tot aan de Loozerheide niet zo bijzonder. Uitzonderlijk is echter wel dat dit het eerste geval is waarbij een vogel over meer dan 1000 km afstand afdwaalde in noordelijke richting.

De soort wordt in zeer klein aantal in gevangenschap gehouden maar gezien de grote zeldzaamheid zijn naar verwachting alle vogels geregistreerd; in 2002 waren 33 exemplaren bekend in gevangenschap, verdeeld over vier broedprogramma's (García-Montijano et al 2002). Een niet-wilde herkomst is bij de vogel van de Loozerheide dan ook zeer onwaarschijnlijk. Omdat er in verkleed (afwezigheid van vleugelmarkeringen), rui of gedrag geen aanwijzingen waren voor een niet-wilde herkomst is de vogel aanvaard als eerste geval voor Nederland en voor Noordwest-Europa.

Weersomstandigheden in mei 2007

De weersomstandigheden voor een lange noodwaartse vlucht vanuit de Spaanse broedgebieden waren begin mei 2007 erg gunstig. Aan het begin van de maand was het zeer warm, droog en zeer zonnig, een voortzetting van een zeer lange droge periode. Vanaf 7 mei was het temperatuursverloop wisselvallig (normaal tot boven normaal). Op 6 mei kwam het nagenoeg droge tijdvak dat begon op 22 maart na 46 dagen tot een eind. Dit was sinds 1901 niet eerder voorgekomen (www.knmi.nl/klimatologie/maand_en_seizoensoverzichten/maand/mei07.html).

Dankzegging

Wij danken in het bijzonder Dick Forsman voor zijn uitgebreide analyse van de foto's van de arend en hulp bij de uiteindelijke determinatie. Arnoud van den Berg voorzag ons van gegevens over de gevallen van Spaanse Keizerarend buiten de normale verspreiding. Ook Philippe Dubois, Luis González, Abdulmula Hamza en Antonio Margalina hielpen bij het verstrekken van gegevens over

waarnemingen buiten de reguliere gebieden. Manuela Nunes en Magnus Robb hielpen bij het verzamelen van recente gegevens over het voorkomen in Portugal. Frank Neijts bedanken wij voor het direct onder de aandacht brengen van deze waarneming bij verschillende vogelkenners en de interessante discussies die daar uit voortkwamen. Marijn Prins stelde figuur 1 samen. Het enthousiasme van en de samenwerking met de vogelaars van telpost Loozerheide, ten slotte, vertaalde zich in veel teluren en dat dwong blijkbaar geluk af.

Summary

SPANISH IMPERIAL EAGLE AT LOOZERHEIDE IN MAY 2007 On 6 May 2007, a Spanish Imperial Eagle *Aquila adalberti* was observed by two birders and photographed circling and then flying south-east over migration watch point Loozerheide, Limburg, the Netherlands. The bird was aged as a second calendar-year based on the visible moult of the inner two primaries and the unmoulted juvenile secondaries and tail. Initially, the bird was thought to be a pale Lesser Spotted Eagle *A pomarina* or '*fulvescens*' Greater Spotted Eagle *A clanga*. The Dutch rarities committee (CDNA) rejected both possibilities and all other eagle species on the Dutch list (including Eastern Imperial Eagle *A heliaca*) and asked Dick Forsman for help. DF concluded that the bird was a Spanish Imperial Eagle, based on: **1 Greater coverts on underwing.** Blackish primary-coverts and greyish greater coverts with diffuse dark centre of Loozerheide bird fit both 'imperial eagles' but not '*fulvescens*', which would show contrasting black band. Presence of pale edge on both sides of greater coverts does not fit '*fulvescens*' and is good for Spanish Imperial; **2 Markings on underwing and underparts.** Median underwing-coverts, armpit and upperbreast look finely streaked in Loozerheide bird, as shown by some Spanish Imperial and excluding Eastern Imperial, which would show more intense streaking, and '*fulvescens*', which shows no streaking on these parts. In some photographs of the Loozerheide bird, some blackish streaking is apparently present at side of upperbreast, which is diagnostic for second calendar-year Spanish Imperial with recently moulted body feathers; **3 Throat pattern.** Pale throat contrasting with darker upperbreast in Loozerheide bird is typical for 'imperial eagles'; most (but not all) '*fulvescens*' have darkish face and throat, darker than upperbreast; **4 Secondaries.** Secondaries in Loozerheide bird are barred at base, whereas most (but not all) '*fulvescens*' show uniformly dark secondaries; **5 Primaries.** Black primaries with greyish base becoming more prominent towards outer primaries fit Spanish Imperial, whereas '*fulvescens*' normally has all-black outer primaries (barring in greyish base is present in many Spanish Imperial but not visible in photographs of Loozerheide bird, possibly due to quality of photographs); **6 Primary window.** Paler inner primaries of Loozerheide bird form obvious pale window; this feature is typical for 'imperial eagles' but not for '*fulvescens*', in which this area is normally darker; **7 Leg length and position.** Short tarsus making legs look short and hardly reaching halfway tail (almost level with rear edge of secondaries) in Loozerheide bird fits both

'imperial eagles' and excludes Greater Spotted, which has longer tarsus, reaching halfway tail and toe tips almost reaching tips of undertail-coverts. Leg length is probably the best character to separate Spanish Imperial from Greater Spotted.

The possibility of an (escaped) Tawny Eagle *A rapax* was also considered but eliminated based on differences in structure (Tawny has longer tail and shorter wings) and Tawny would probably have a more advanced moult stage in early May (but, of course, an individual could show an aberrant moult pattern). Of all *Aquila* species, Tawny is probably the most difficult to exclude with safety. However, since all characters fit second calendar-year Spanish Imperial Eagle perfectly, the CDNA considered the identification proven beyond reasonable doubt.

The observation was accepted by the CDNA as the first for the Netherlands and the first north of southern France, where five first-years were seen in January, June (two) and September (two) in 1999-2005. In table 1, all known extralimital records are listed. Birds (mainly immatures) regularly cross the Strait of Gibraltar and, apart from Morocco, there are records south to Mauritania (two) and Senegal (one; bird fitted with radio transmitter; distance c 2500 km from Gibraltar). In addition, there is a record of a bird collected in Libya (c 2200 km from nearest breeding areas) and an undocumented report from northern Cameroon. The distance from the nearest breeding areas to Loozerheide is c 1300 km, fitting easily within the known 'dispersal radius' of the species. Spanish Imperial Eagle is a most unexpected addition to the Dutch list; however, the species has shown a strong recovery in breeding numbers in recent decades and wandering of immatures is well documented. There are no reasons to suspect that the bird was an escape (besides, the species is very rare in captivity and all captive birds are closely monitored; in 2002, 33 captive individuals were known, distributed over four breeding programmes). Support for natural vagrancy comes from the fact that it was seen on the final day of an unusually long period of dry and warm weather in the Netherlands that started on 22 March and ended on 6 May.

Verwijzingen

- Bergier, P, Franchimont, J, Thévenot, M & Commission d'Homologation Marocaine 2009, 2010. Les oiseaux rares au Maroc. Rapport de la Commission d'Homologation Marocaine Numéro 14 (2008); Numéro 15 (2009). Go-South Bull 6: 76-91; 7: 1-14.
- BirdLife International 2010. *Aquila adalberti*. IUCN red list of threatened species. Website: www.iucnredlist.org. [Bezocht 21 mei 2010.]
- Calderon, J, Castroviejo, J, García, L & Ferrer, M 1988. El Águila Imperial (*Aquila adalberti*): dispersión de los jóvenes, estructura de edades y mortalidad. Doñana, Acta Vertebr 15: 79-98.
- Clements, J F 2007. The Clements checklist of birds of the world. Zesde editie. Ithaca.
- Dickinson, E C (redactie) 2003. The Howard and Moore complete checklist of the birds of the world. Derde druk. Londen.
- Duchateau, S 2007. Le status de l'aigle iberique *Aquila adalberti* en France. Alauda 75: 33-42.
- Dubois, P J, le Maréchal, P, Oliosou, G & Yésou, P 2008.

- Nouvel inventaire des oiseaux de France. Paris.
- Dubois, P J & Yésou, P 1992. Les oiseaux rares en France. Bayonne.
- Ferguson-Lees, J & Christie, D A 2001. Raptors of the world. Londen.
- Ferrer, M 1993a. Ontogeny of dispersal distances in young Spanish Imperial Eagles. *Behav Ecol Sociobiol* 32: 259-263.
- Ferrer, M 1993b. Juvenile dispersal behaviour and natal philopatry of a long-lived raptor, the Spanish Imperial Eagle *Aquila adalberti*. *Ibis* 135: 132-138.
- Ferrer, M 1993c. Wind-influenced juvenile dispersal of Spanish Imperial Eagles. *Ornis Scand* 24: 330-333.
- Ferrer, M 2001. The Spanish Imperial Eagle. Barcelona.
- Ferrer, M, de la Riva, M & Castroviejo, J 1991. Electro-cution of raptors on power lines in southwestern Spain. *J Field Ornithol* 62: 181-190.
- Forsman, D 1999. The raptors of Europe and the Middle East: a handbook of field identification. Londen.
- Fouarge, J P 1992. Observation de deux aigles imperiaux ibériques (*Aquila heliaca*) dans la région de Chechaouen. *Porphyrion* 4: 25-28.
- Frémont, J-Y & Comité d'Homologation National 2004. Les oiseaux rares en France en 2002. Rapport du Comité d'Homologation National. *Ornithos* 11: 49-85.
- Frémont, J-Y, Duquet, M & Comité d'Homologation National 2006. Les oiseaux rares en France en 2004. 23e rapport du Comité d'Homologation National. *Ornithos* 13: 73-113.
- Frémont, J-Y, Reeber, S & Comité d'Homologation National 2007. Les oiseaux rares en France en 2005. 24e rapport du Comité d'Homologation National. *Ornithos* 14: 265-307.
- García-Montijano, M, García, A, Lemus, J A, Montesinos, A, Canales, R, Luaces, I & Pereira, P 2002. Blood chemistry, protein electrophoresis, and hematologic values of captive Spanish Imperial Eagles (*Aquila adalberti*). *J Zoo Wildlife Med* 33: 112-117.
- González, L M 2009. Más de 250 parejas: continúa la recuperación del águila imperial. *Quercus* 279.
- González, L M, Hiraldo, F, Delibes, M & Calderon, J 1989a. Reduction in the range of the Spanish Imperial Eagle (*Aquila adalberti* Brehm, 1861) since AD 1850. *J Biogeogr* 16: 305-315.
- González, L M, Heredia, B, González, J L & Alonso, J C 1989b. Juvenile dispersal of Spanish Imperial Eagles. *J Field Ornithol* 60: 369-379.
- González, L M, Oria, J, Margalida, A, Sánchez, R, Prada, L, Caldera, J, Aranda, A & Molina, J I 2006. Effective natal dispersal and age of maturity in the threatened Spanish Imperial Eagle: conservation implications. *Bird Study* 53: 285-293.
- González, L M, González, J L, Garzón, J & Heredia, B 1987. Censo y distribución del águila imperial ibérica (*Aquila (heliaca) adalberti*) en España durante el periodo 1981. *Bol Estac Cent Ecol* 16: 99-109.
- González, L M & Oria, J 2004. Águila imperial Ibérica, *Aquila adalberti*. In: Madroño, A, González, C & Atienza, J C (redactie), Libro Rojo de las Aves de España, Madrid, pp 145-152.
- González, L M, Oria, J, Sánchez, R, Margalida, A, Aranda, A, Prada, L, Caldera, J & Molina, J I 2008. Status and habitat changes in the endangered Spanish Imperial Eagle *Aquila adalberti* population during 1974-2004: implications for its recovery. *Bird Conserv Intern* 18: 242-259.
- Isenmann, P & Moali, A 2000. Oiseaux d'Algérie / Birds of Algeria. Paris.
- Isenmann, P, Benmergui, M, Browne, P, Diam Ba, A, Diagana, C H, Diawara, Y & El Abidine ould Sidaty, Z 2010. Oiseaux de Mauritanie / Birds of Mauritania. Paris.
- Kayser, Y, Girard, C, Massez, G, Cherain, Y, Cohez, D, Hafner, H, Johnson, A, Sadoul, N, Tamisier, A & Isenmann, P 2003. Compte-rendue ornithologique camarguais pour les années 1995-2000. *Rev Ecol (Terre Vie)* 58: 5-76.
- Lessow, O & Rowold, W 2007. Beobachtungen zum Zugverhalten von Greifvögeln und anderen Vogelarten bei Tarifa in Südsanien. *Limicola* 21: 89-121.
- Nunes, M, Pacheco, C, Carrapato, C, Rocha, P & Queirós, F 2011. Situação da águia-imperial em Portugal – época de reprodução de 2010. Ongepubliceerd rapport. Lissabon.
- Padilla, J A, Martínez-Trancón, M, Rabasco, A & Fernández-García, J L 1999. The karyotype of the Iberian imperial eagle (*Aquila adalberti*) analyzed by classical and DNA replication banding. *Cytogenet Cell Genet* 84: 61-66.
- Parker, J G 1990. Imperial eagles. *Bull Br Ornithol Cl* 110: 205-206.
- Paul, J P, Kayser, Y & Dietrich, L 2001. Unique mention française de l'Aigle ibérique *Aquila adalberti* pour le XXe siècle. *Ornithos* 8: 195-197.
- Sangster, G, Knox, A G, Helbig, A J & Parkin, D T 2002. Taxonomic recommendations for European birds. *Ibis* 144: 153-159.
- Seibold, I, Helbig, A J, Meyburg, B-U, Negro, J J & Wink, M 1996. Genetic differentiation and molecular phylogeny of European *Aquila* eagles (Aves: Falconiformes) according to cytochrome-b nucleotide sequences. In: Meyburg, B U & Chancellor, R D (redactie), Eagle Studies, Berlin, pp 1-15.
- Thévenot, M, Vernon, R & Bergier, P 2003. The birds of Morocco. An annotated checklist. BOU Checklist 20. Tring.
- Toschi, A 1969. Introduzione alla ornitologia della Libia. Erste druk. Bologna.

René Weenink, Sikkel 1, 6026 DH Maarheeze, Nederland (reneweenink@planet.nl)
Nijs van Duivendijk, Veluwemeer 82, 3446 JC Woerden, Nederland (nijs.van.duivendijk@casema.nl)
Enno B Ebels, Joseph Haydnlaan 4, 3533 AE Utrecht, Nederland (ebels@wxs.nl)

Throat pattern of Common Quails trapped in the Netherlands and alleged influence of hybridization with Japanese Quail

Enno B Ebels, André van Aken, Han Buckx & Chris van Deursen

Common Quail *Coturnix coturnix* is a widespread breeding bird in large parts of Europe, Africa, Macaronesia and western Asia. In the Netherlands, the nominate subspecies *C c coturnix* is a scarce breeder and a 'rather scarce' nocturnal migrant; winter records are exceptional (cf Keizer & Offereins 1997, Bijlsma et al 2001). Three other subspecies occur in parts of Africa and Macaronesia (Madge & McGowan 2002). However, according to Guyomarc'h et al (1998), Common Quail should be treated as a monotypic species because the validity of the subspecies is questionable.

Since 1996, ringing stations in the Netherlands

have started trapping Common Quails at night with mistnets using sound (eg, Levering & Keijl 2008). This has resulted in a sharp increase in the number of trapped individuals, especially at ringing station 'Stichting Vinkenbaan Mr. Cornelis van Lennep 1751-1813' (hereafter: Vrs Van Lennep) at Bloemendaal, Noord-Holland, 500 m from the North Sea shore. In this paper, the results of 10 years of quail trapping at Bloemendaal are presented. The birds were examined in the hand and a large variation in throat pattern and coloration was documented. This variation was already described by, eg, Cramp (1980) and Madge & McGowan (2002) but, as far as we know, not extensively discussed

111 Common Quail / Kwartel *Coturnix coturnix*, second calendar-year male, Kennemerduinen, Bloemendaal, Noord-Holland, Netherlands, 5 June 2010 (Enno B Ebels). Bird released after ringing.



Throat pattern of Common Quails trapped in the Netherlands



112 Ringing site for Common Quails *Coturnix coturnix* at Kennemerduinen, Bloemendaal, Noord-Holland, Netherlands, 5 June 2010 (*Enno B Ebels*). Lars Buckx (left) and Han Buckx closing the nets after sunrise.

113 Common Quail / Kwartel *Coturnix coturnix*, second calendar-year male, Kennemerduinen, Bloemendaal, Noord-Holland, Netherlands, 5 June 2010 (*Lars Buckx*)



TABLE 1 Number of Common Quails *Coturnix coturnix* ringed at Vrs Van Lennep, Bloemendaal, Noord-Holland, the Netherlands, in 2000-10 (n=432) / aantal geringde Kwartels *Coturnix coturnix* te Vrs Van Lennep, Bloemendaal, Noord-Holland, in 2000-10 (n=432)

2000: 4	2004: 30	2008: 163
2001: 9	2005: 16	2009: 70
2002: 40	2006: 25	2010: 38
2003: 25	2007: 12	

and illustrated by photographs. The alleged influence of Japanese Quail *C japonica* introductions in southern Europe on Common Quail's morphology, biometrics and migratory behaviour is also discussed, because variation in throat pattern has been suggested by some authors to be related to influence of hybridization with Japanese.

Trapping method

Common Quails were trapped with mistnets positioned in a double square with a speaker positioned in the centre. Recordings of a female call and the well-known male territorial call were played from late at dusk to early morning. The mistnets were checked at least once an hour. This method was developed by ringing group Vrs Castricum at Castricum, Noord-Holland (cf Levering & Keijl 2008).

Trapping results

Numbers, sexing and ageing

From the first trapping attempt in 2000 up to and including 2010, 432 Common Quails have been ringed at Vrs Van Lennep alone, with 2008 being the best year by far with 163 in 31 nights (see table 1; van Aken & van Deursen 2009, Buckx et al 2009). The results indicate that the species is much more common as a migrant than previously thought (cf Bijlsma et al 2001). Most were males (eg, 17 females and 146 males in 2008) and most males were second calendar-year birds (aged by wear in the outer three primaries). In 2008, only eight of the 146 trapped males were older than second calendar-year. Possibly, males respond better to sounds played than females; also, males are inclined to migrate further than females which may cause them to be overrepresented near the northern edge of the species' range (Buckx et al 2009). Furthermore, males resume their migration northward after the female has started incubating (Staal & Koffijberg 2008).

A remarkable phenomenon concerns trapped juveniles which must have been reared in North

TABLE 2 Number of Common Quails *Coturnix coturnix* ringed at Vrs Castricum, Castricum, Noord-Holland, and Vrs Paradijsveld, Zandvoort, Noord-Holland, the Netherlands, in 2000-10 / aantal geringde Kwartels *Coturnix coturnix* te Vrs Castricum, Castricum, Noord-Holland, en Vrs Paradijsveld, Zandvoort, in 2000-10 (cf Levering & Keijl 2008; www.trekstellen.nl)

	Vrs Castricum (n=105)	Vrs Paradijsveld (n=77)
2000	18	–
2001	2	1
2002	9	6
2003	16	8
2004	10	–
2005	12	5
2006	15	37
2007	3	1
2008	4	17
2009	13	–
2010	3	2

Africa or southern Europe in the same spring; for instance, in May 2009 alone, six juveniles were trapped at Bloemendaal (Erik Maassen in litt).

Total numbers of Common Quails trapped during the same period at two other coastal ringing stations in the Kennemerland region, Noord-Holland (Vrs Castricum at Castricum and Vrs Paradijsveld at Zandvoort), have been considerably lower (table 2). This is most likely due to a lower trapping effort. They were also trapped at some inland sites, eg, in Noord-Brabant. In total, 1356 birds have been ringed during 1911-2009, of which 267 in 2008 (Speek 2009) and 167 in 2009 (van der Jeugd & van Andel 2010).

Period

The best month to trap Common Quails is May but some can also be trapped in late April and in June (especially first 10-day period). Most are trapped on clear nights during spells of fine weather, preceded or followed by warm and sunny days with a light to moderate wind from easterly directions. Early morning hours (two to three hours before sunrise) appear to be the most productive.

Recently, ringers in Belgium have shown that also during autumn migration (August-September) substantial numbers can be trapped (Erik Maassen in litt). In 2009, the first non-systematic autumn attempts to trap the species at Bloemendaal resulted in (only) three birds, all on 24 August.

Recoveries

There have been six recoveries of Common Quails ringed at Bloemendaal, while three birds

Throat pattern of Common Quails trapped in the Netherlands

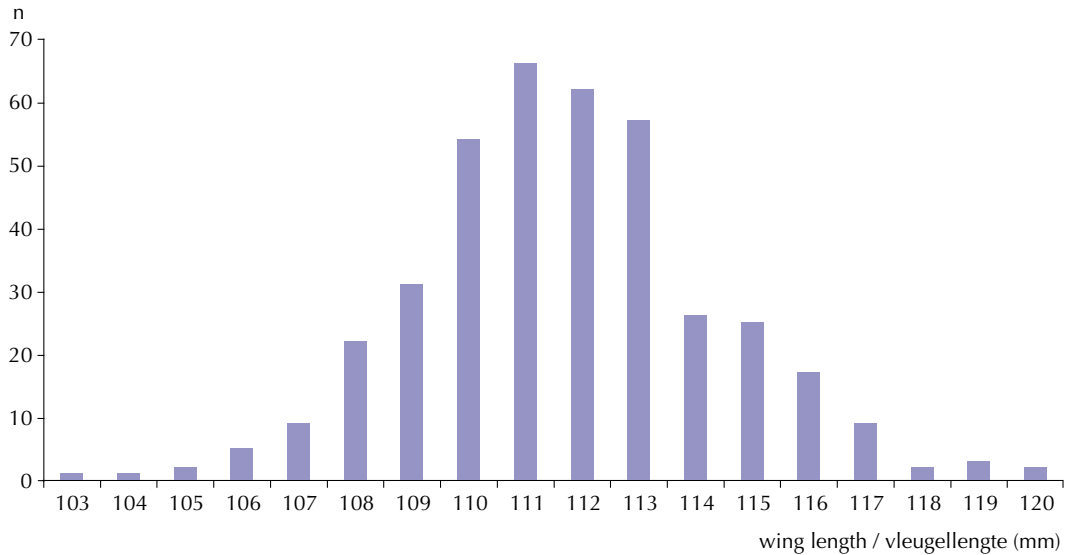


FIGURE 1 Distribution of wing length of Common Quails *Coturnix coturnix* (sexes combined, n=394) trapped at Vrs Van Lennep, Bloemendaal, Noord-Holland, the Netherlands, in 2000-09 / verdeling van vleugellengte van Kwartels *Coturnix coturnix* (geslachten gecombineerd, n=394) gevangen te Vrs Van Lennep, Bloemendaal, Noord-Holland, in 2000-09

ringed elsewhere have been retrapped at Bloemendaal:

Ringed at Bloemendaal

- male, second calendar-year, ringed on 29 May 2003, shot at Nieul-le-Virouil, Charente-Maritime, France, on 11 September 2005 (863 km)
- male, second calendar-year, ringed on 5 May 2006; found freshly dead (shot?) at Carency, Pas-de-Calais, France, on 22 October 2006 (261 km)
- male, second calendar-year, ringed on 1 June 2007, retrapped on 29 July 2007 at Baroli Baldissero, Cuno, Italy (884 km)
- male, second calendar-year, ringed on 2 June 2007, retrapped at Merksplas, Antwerpen, Belgium, on 5 June 2007 (119 km)
- male, second calendar-year, ringed on 5 May 2008, found recently dead (shot) at Castillon-Massas, Gers, France, on 5 September 2008 (1038 km)
- male, older than second calendar-year, ringed on 24 May 2008, found recently dead (shot) at Samane, Haut-Garonne, France, on 29 August 2009 (1093 km)

Retrapped at Bloemendaal

- male, ringed at Alp, Girona, Spain, on 5 May 2002, retrapped at Bloemendaal on 3 June 2002 (1136 km)
- male, older than second calendar-year, ringed at Castricum, Noord-Holland, on 27 April 2008, retrapped at Bloemendaal on 3 May 2008 (15 km)

TABLE 3 Wing length and weight (average, range, number) of Common Quails *Coturnix coturnix* trapped at Vrs Van Lennep, Bloemendaal, Noord-Holland, the Netherlands, in 2000-09 / vleugellengte en gewicht (gemiddelde, spreiding, aantal) van Kwartels *Coturnix coturnix* gevangen te Vrs Van Lennep, Bloemendaal, Noord-Holland, in 2000-09

	wing length (mm)	weight (g)
males	111.6 (103-120; 346)	92.8 (74.5-114.4; 345)
females	112.6 (106-120; 48)	95.8 (80.4-110.4; 48)

- male, ringed at Hamme St-Anna, Oost-Vlaanderen, Belgium, on 23 August 2009 (released at 07:00), retrapped at Bloemendaal on 24 August 2009 (151 km)

Wing length and weight

Wing length and weight taken from Common Quails at Bloemendaal in 2000-09 are given in table 3 and figure 1. Madge & McGowan (2002) give a wing length range for Common Quail of 107-117 mm for males and 109-118 mm for females and a weight range of 70-140 g for males and 70-155 g for females.



114 Common Quail / Kwartel *Coturnix coturnix*, second calendar-year male, Kennemerduinen, Bloemendaal, Noord-Holland, Netherlands, 10 May 2008 (*Chris van Deursen*). Bird with extreme reddish-brown face and throat.



115 Common Quails / Kwartels *Coturnix coturnix*, second calendar-year male, Kennemerduinen, Bloemendaal, Noord-Holland, Netherlands, 18 May 2002 (*Chris van Deursen*). Lower bird with extremely dark brown face and throat.

Variation in throat pattern and possible Japanese Quail influence

Variation in throat pattern and coloration in Common Quail

Madge & McGowan (2002) describe and illustrate the species' variation in throat pattern and coloration (see figure 2 for variation and classification of different patterns). The most common pattern is a pale whitish to buffish throat with a black anchor mark (dark stripe from the bill down the central throat connected with a black line along the lower

116 Common Quail / Kwartel *Coturnix coturnix*, second calendar-year male, Kennemerduinen, Bloemendaal, Noord-Holland, Netherlands, 5 June 2010 (*Enno B Ebels*)



throat up to the ear-coverts) but the anchor mark can be more extensive (creating a mostly black throat) or, conversely, can be less prominent or even lacking. The ground colour can range from whitish to deep brick-red or chestnut. Birds with a reddish throat and no anchor mark strongly resemble Japanese Quail (see below).

Characters of Japanese Quail

Japanese Quail is the eastern counterpart of Common Quail (formerly often treated as a subspecies), replacing it in the Eastern Palearctic (with no or, possibly, only limited overlap in western Mongolia, adjacent Siberia, Russia, and north-eastern India). Japanese differs in plumage from Common by the wholly chestnut head and throat, usually without black markings, with rufous extending over most of the underparts, although this pattern also occurs in a minority of Common (see above). Furthermore, Japanese is darker above than adjacent populations of Common. There is a difference in the structure and length of the throat-feathers, with Japanese in non-breeding plumage of both sexes developing a short 'beard' of pointed elongated throat-feathers, which is lost during pre-breeding spring moult. Apart from this feature, females and immature males are almost inseparable from Common, although they are typically darker.

Both species can be easily separated on wing length, with no overlap (90-105 mm in Japanese, 107-118 mm in Common, see above) and by voice. Japanese has a quite different call ('a sud-




FIGURE 2 Classification of throat pattern types in Common Quail *Coturnix coturnix* / indeling van keelpatronen bij Kwartel *Coturnix coturnix* (source: University of Barcelona, Catalunya, Spain)

- 1 no anchor pattern
- 2 start of anchor pattern visible at neck base or chin
- 3 anchor stripe less than 50% of throat length
- 4 anchor stripe more than 50% of throat length
- 5 complete anchor pattern

- A white cheeks
 B pale cheeks
 C dark cheeks
 D very dark cheeks; difficult to distinguish anchor pattern

al 2002), may have been insufficiently known. This raises the question whether the variation in throat pattern in Common always existed (ie, also before the 1950s) or that it has evolved at the same time as these introductions.

To check this, Fred Cottaar and Erik Maassen examined

den chattering squawk *chrr-churrk-chrr*, bearing a remarkable resemblance to the begging call of a recently fledged [Common] Blackbird *Turdus merula* compared with the well-known triplet call ('wet my lips') of Common (Madge & McGowan 2002, Derégnaucourt & Guyomarc'h 2003).

Analysis of throat pattern variation

Cramp (1980) stresses the variability of the throat pattern in Common Quail, stating that sometimes the throat can be 'wholly chestnut'. Heinzel et al (1995) illustrate a 'brown-throated' male (with chestnut going down on most of the underparts) and state: 'cock with variable black or chestnut neck pattern'. Cramp (1980), Heinzel et al (1995) and Madge & McGowan (2002) do not mention the amount of red as being indicative of genetic Japanese influence, suggesting that the variation described occurs naturally among pure Common Quails. However, the possible influence of hybridization with Japanese, which presumably started with the first introductions of Japanese in southern Europe in the 1950s (Derégnaucourt et

specimens of Common Quail males in the collection of Netherlands Centre for Biodiversity Naturalis at Leiden in January 2010. They handled 30 specimens, from 1909 (four), 1911 (one), 1913 (two), 1915 (two), 1916 (seven), 1918 (one) and 1976 (13); one had been collected in Belgium and all others in the Netherlands (most in Noord-Brabant). The distribution of throat patterns is given in table 4. This investigation shows the presence of strong variation in throat pattern in birds collected before 1950 (1909-18), including red-throated individuals (type D) and the variation is therefore not (necessarily) linked to gene flow with Japanese.

The conclusion by Buckx et al (2009) that '...it is evident that the introduction of Japanese Quails in Spain has left (hybrid) traces in [the throat pattern of] Common Quails in the Netherlands' is, therefore, possibly incorrect and would at least need verification by DNA research or studies of much larger samples. On present knowledge, it can be assumed that the variation in throat pattern in Common has always been present and, there-

Throat pattern of Common Quails trapped in the Netherlands



FIGURE 3 Throat patterns of 12 Common Quails / Kwartels *Coturnix coturnix*, second calendar-year, Kennemerduinen, Bloemendaal, Noord-Holland, Netherlands, 10 May 2008 (André van Aken & Chris van Deursen). Lower left female, all other males.

Throat pattern of Common Quails trapped in the Netherlands




FIGURE 4 Throat patterns of six Common Quails / Kwartels *Coturnix coturnix*, second calendar-year males, Kennemerduinen, Bloemendaal, Noord-Holland, Netherlands, 21 May 2009 (upper five) and 5 June 2010 (lower) (Lars Buckx). Left and right same bird.



FIGURE 5 Throat patterns of six Common Quails / Kwartels *Coturnix coturnix*, second calendar-year, Kennemerduinen, Bloemendaal, Noord-Holland, Netherlands, 5 June 2010 (upper) and 21 May 2009 (lower five) (Lars Buckx). Upper three females, lower three males. Left and right same bird.



FIGURE 6 Throat patterns of four Common Quails / Kwartels *Coturnix coturnix*, Kennemerduinen, Bloemendaal, Noord-Holland, Netherlands, 21 May 2009 (Lars Buckx). Upper left adult male (older than second calendar-year), other three second calendar-year males.

fore, it can not be used as a marker for hybrid influence by Japanese.

The presence of reddish-brown coloration in the throat and percentage of birds showing this pattern could, in theory, also be influenced by Common Quails of the subspecies *C. c. erlangeri* of East Africa, which is 'darker and more rufous than other forms, [and] many males have rufous face, throat and underparts'. This subspecies, however, is apparently resident and forms an isolated population in highland grasslands of East Africa (Madge & McGowan 2002). Natural vagrancy to Europe is extremely unlikely and releases of captive birds or regular hybridization of nominate Common with escaped *erlangeri* have not been documented in Europe. Although the winter range of nominate Common may overlap with the range of *erlangeri*, the possibility that this could lead to mixed breeding seems (too) farfetched.

Analysis of measurements and weight

Nine Common Quails trapped at Bloemendaal in 2000-09 had a wing length below 107 mm (103, 104, 105 (two) and 106 mm (five); see table 5). These wing lengths fall just outside the range given for Common (minimum 107 mm) and within the range for Japanese Quail (maximum 105 mm) or the theoretical overlap range (106 mm). These nine birds could therefore be considered to be of hybrid origin, although the differences compared with 'normal' birds are very small and the short wings may be extreme examples of short-winged

Common. The weight of these birds (80.5-97.1 g) falls within the range given for Common (minimum 70 g) but can also fit Japanese (weight given for both sexes as 'mean c 90 g' by Madge & McGowan 2002). Note that Japanese used for (re)introduction schemes appear to be larger and heavier than regular birds (Erik Maassen in litt, see below) and the use of wing length or weight as a discriminating character to detect hybrid influence in birds in Europe may therefore be of limited value.

Correlation between throat pattern and wing length

Only since 2007, the throat pattern of (some) birds trapped at Bloemendaal has been noted and can therefore be related to measurements. If there is a relation between throat pattern and genetic influence of Japanese Quail, the proportion of red-throated birds should be relatively higher in short-winged birds. Of 14 birds, wing length and throat pattern can be compared: pattern B3: 113 and 114 mm; pattern B5: 104 and 111 mm; pattern C5: 109, 110, 111, 112 (four) and 115 mm; and pattern D1/2: 109 mm. This sample seems too small to draw any conclusion and only one short-winged bird (<107 mm) was involved; this individual was strongly abraded which may have influenced the measured wing length. Further research is therefore necessary to unravel whether there is a correlation between the presence of different throat pattern types and wing length.

TABLE 4 Distribution of throat patterns among Common Quails *Coturnix coturnix* collected in Belgium (1) and the Netherlands (29) in 1909-18 and 1976 / verdeling van keelpatronen bij Kwartels *Coturnix coturnix* verzameld in België (1) en Nederland (29) in 1909-18 en 1976

	1909-18 (n=17)	1976 (n=13)
A1	1 (6%)	2 (15%)
A4-B4	–	1 (8%)
A5	1 (6%)	
B1	1 (6%)	
B2-3	–	1 (8%)
B4	–	2 (15%)
B5	3 (17%)	3 (23%)
B5-C5	3 (17%)	1 (8%)
C4	1 (6%)	
C5	1 (6%)	2 (15%)
C5-D5	1 (6%)	
D2	2 (12%)	
D3	1 (6%)	
D5	1 (6%)	1 (8%)
D ('redhead')	1 (6%)	

Distribution of feral populations of Japanese Quail

Japanese Quail has been introduced (mainly) for hunting purposes in North America (numerous attempts with little success), Hawaii (since 1921; established on all main islands except Oahu), Réunion, and southern Europe since 1953 (Italy) and other countries (since the 1970s; France and Spain; Rodríguez-Tejreiro et al 1993, Guyomarc'h et al 1998, Lever 2005). In Italy, however, Japanese is no longer listed as an established breeder in the most recent update of the Italian list (September 2009; cf Redactie Dutch Birding 2010; www.ciso-coi.org). Guyomarc'h et al (1998) mention 'tens of thousands released in France, Italy and Spain each September' and 'hybrid males heard and seen in the breeding areas of the same countries in summer from 1980 onwards'.

Information on released quails for hunting purposes is hard to find. Presumably, most birds are released in Italy, with smaller numbers in France, Spain and eastern Europe. An example of the large numbers involved is provided by a single Italian breeder that produces 20 000-40 000 hybrids annually for release in eastern Europe (Croatia, Hungary and Romania). Estimates indicate that probably 200 000-400 000 birds are released annually in Italy and that numbers in eastern Europe may add up to several 100 000s (Erik Maassen in litt). The method used involves pairing of a wild (trapped) Common Quail male with c 10 domesticated Japanese Quail females, which are much

TABLE 5 Wing length and weight of Common Quails *Coturnix coturnix* with wing length below 107 mm ringed at Vrs Van Lennep, Bloemendaal, Noord-Holland, the Netherlands, in 2000-09 / vleugellengte en gewicht van Kwartels *Coturnix coturnix* met vleugellengte kleiner dan 107 mm geringd te Vrs Van Lennep, Bloemendaal, Noord-Holland, in 2000-09

wing	weight	date
103 mm	82.2 g	14 May 2004
104 mm	80.6 g	25 May 2009 ('extremely worn')
105 mm	80.7 g	8 June 2001
105 mm	81.3 g	16 May 2008
106 mm	93.2 g	1 June 2003
106 mm	88.1 g	1 June 2003
106 mm	80.5 g	1 June 2004
106 mm	97.1 g	28 May 2005
106 mm	88.8 g	6 May 2008

larger than Common females. The female first-generation hybrids are again paired with a trapped Common male. The second generation offspring is used for release; these birds are stronger flyers than pure Common, which is an asset for hunters. Field identification of such second generation hybrids must be considered impossible (Erik Maassen in litt).

Japanese Quail has decreased within its original range and the introduced population on Hawaii now provides stock for a captive-breeding programme in Japan (Madge & McGowan 2002).

In the Netherlands, there is a record of Japanese Quail of a calling male at Wieringermeer, Noord-Holland, on 14-17 July 1988 (Ebels 2004; identification accepted by the Dutch rarities committee (CDNA) but considered an escape). The only other report entered into the database of online wildlife records in the Netherlands (www.waarneming.nl) concerns a tame bird with aberrant plumage (showing snow-white feathers on throat, central breast and outer wing) trapped by hand in a garden at Uithuizen, Groningen, on 4 December 2010 (photographs at <http://waarneming.nl/waarneming/view/51176221>).

Conservation aspects of hybridization with Japanese Quail

Hybridization of Common Quail and Japanese Quail and a possible conservation impact has been subject of several studies in recent years. On the basis of research with captive breeding, Derégnaucourt et al (2002) showed that Common Quail and Japanese Quail hybridize freely and that hybrids are fertile. Based on these results, they warned that the European population might become 'polluted' quickly and that hybridization

with Japanese could pose a serious threat to the future of the already declining Common: 'Thus, the migratory European quail may become one of the most endangered galliformes of the western Palearctic unless the releasing of Japanese quails is stopped'. Although Japanese is a long-distance migrant within its original range in East Asia, the migratory tendency is strongly reduced in first-generation hybrids (Guyomarc'h et al 1998), which adds extra risk to the survival of 'polluted' populations of Common because birds may lose the ability to timely escape bad weather conditions.

Further research by Derégnaucourt et al (2002) repeated this warning: 'These results imply that releasing hybrid and Japanese quails in the wild could rapidly lead to widespread genetic pollution of the western Palearctic populations of the European quail.'

Barilani et al (2005) used mitochondrial (mtDNA) and nuclear DNA markers (microsatellites) to assess distinction between Common Quail and Japanese Quail and to identify hybrids in both wild and captive-reared quails. A phylogenetic tree identified two major mtDNA clades, corresponding with both taxa, and allowed 12 hybrids to be detected in wild Common Quails sampled in Spain. Additional hybrids were identified in wild quails sampled in Italy, Spain and Senegal using microsatellite markers. Wild quails sampled in Mongolia showed *japonica* mtDNAs but their microsatellite genotypes were admixed, suggesting that Common and Japanese can hybridize naturally without introductions. Some captive-reared stocks of Japanese were also admixed. Barilani et al (2005) warned that introgression of domesticated Japanese genes in wild Common populations might affect functional traits as body size, feather colours, sexual calls and migratory behaviours and urged for a ban on restocking with captive-reared non-native quails.

Puigcerver et al (2007) also investigated the possible effects of hybridization by Common Quail with feral or released Japanese Quails. They concluded that natural populations of Common may hybridize in the wild with non-native individuals of Japanese or hybrids as a result of restocking. Several laboratory studies suggest that this could result in a decline in the impulse to migrate in Common and a drop in the frequency of phenotypes showing this tendency. This could lead to an increase in Common populations in North Africa and a decrease of the number of returning birds in Europe (and/or an increase of the number of wintering birds in southern Europe).

These authors provided new data on the proportion of hybrids in Catalunya (north-eastern Spain) over 24 years (1983-2006), showing how restocking with Japanese or hybrids affected the native populations of Common. The first hybrids were detected in 1990, with an estimate of 4.65% of non-native individuals during the breeding season in wild Common populations. No increase in non-native or hybrid numbers was detected during the study period, indicating that, contrary to warnings by earlier authors (see above), 'restocking poses no serious conservation problems at present'. In another publication, Puigcerver et al (2009) confirmed these findings: 'Hybridisation between Common Quail and domestic Japanese Quail strains or hybrids in the wild as a consequence of restocking with these non-native species for hunting purposes has been confirmed to be a real possibility. This hybridisation appears to be unidirectional, the female of Japanese Quail or hybrid being the 'mother species'. The low survival and breeding success rates found in hybrids has probably prevented the occurrence of a 'hybrid swarm' in Common Quail breeding areas. However, we advocate the prohibition of restocking with Japanese Quail or hybrids to avoid this eventuality in the future.'

Most recently, Chazara et al (2009) studied the introgressive hybridization in Common Quails in France where wild populations artificially come into contact with domesticated Japanese Quails. In order to highlight the possible existence of gene flows between both taxa, a comparison of nuclear (25 microsatellite loci) and mitochondrial (sequencing and RFLP) DNA polymorphisms was performed on 375 Common (from France, Spain and Morocco) and 140 Japanese (from France and Japan). Genetic diversity was assessed and analyses of molecular polymorphisms revealed a clear differentiation between both taxa, making it possible to detect hybrids among quails sampled in the wild. Eight birds expected to be Common were found to be two pure Japanese, one probable backcross to Japanese, three first- or second-generation hybrids, and two probable backcrosses to Common. The authors stated: 'These results suggest that the two taxa hybridize in the wild. They confirm the urgent need for preventing the release of pure Japanese or hybrid quails to preserve the genetic integrity of Common.'

Conclusions

Systematic trapping of Common Quails at Bloemendaal since 2000 has resulted in high numbers of trapped birds, mainly immature males. Birds

show strong variation in throat pattern; this variation is illustrated here with a series of photographs. The occurrence of 'red-throated' males is sometimes considered to be a result of gene flow with Japanese Quails introduced in southern Europe. There is, however, no evidence for this theory and, without further research proving the opposite, it must be assumed that the variation in throat pattern in Common is an 'old' character and not the result of gene flow with Japanese. Hybridization of Common and Japanese has, however, occurred in Europe and has been proven by DNA research. The possibility of ongoing 'genetic pollution' of Common by Japanese genes can therefore become a serious threat.

Acknowledgements

We thank Arnoud van den Berg, André van Loon and Erik Maassen for their contributions and comments on earlier drafts of this paper. Lars Buxck provided many photographs used for reference and publication. Steven van der Mije (Netherlands Centre for Biodiversity Naturalis) arranged access to specimens in the collection. Jan Staal provided figure 2.

Samenvatting

VARIATIE IN KEELTEKENING BIJ KWARTELS GEVANGEN IN NEDERLAND EN VERMEENDE INVLOED VAN HYBRIDISATIE MET JAPANESE KWARTEL. In dit artikel worden de resultaten gepresenteerd van het ringen van Kwartels *Coturnix coturnix* in Noord-Holland vanaf 2000. De hoogste aantallen zijn gevangen op de ringbaan Vrs Van Lennep bij Bloemendaal (432 exemplaren in 2000-10; tabel 1) en kleinere aantallen op de ringbanen van Castricum (105 in 2000-10) en Zandvoort (77 in 2000-10; tabel 2). Vogels worden gevangen van eind april tot medio juni, met de piek eind mei, vooral in perioden met warm weer en oostenwind. De meeste exemplaren die worden gevangen betreffen tweede-kalenderjaar mannetjes. De nadruk in dit artikel ligt op het documenteren en illustreren van de variatie in keelpatronen, vooral bij mannetjes. De variatie is bekend uit de literatuur (zie figuur 2) maar is niet eerder uitgebreid geïllustreerd aan de hand van foto's (figuur 3-6).

In de tekst worden de gegevens vermeld van zes exemplaren die in Bloemendaal zijn geringd en elders zijn gecontroleerd en van drie exemplaren die elders waren geringd en te Bloemendaal zijn gecontroleerd. Een bijzonder fenomeen is dat af en toe juveniele exemplaren worden gevangen die eerder in het voorjaar in Noord-Afrika of Zuid-Europa uitgebroed moeten zijn en dus binnen en-

kele maanden na het uitbroeden al lange trek-bewegingen naar het noorden maken; in medio 2009 werden bijvoorbeeld zes van dergelijke vogels gevangen.

Omdat soms wordt gesuggereerd dat de hoeveelheid roodbruin in de keeltekening een indicatie zou kunnen zijn voor hybride invloed van Japanse Kwartel *C japonica*, die sinds de jaren 1950 als uitgezette en verwilderde soort (ook broedend) in Zuid-Europa voorkomt, is onderzoek gedaan naar de variatie in vleugellengte en gewicht (Japanse heeft iets kortere vleugels en is gemiddeld iets lichter in gewicht). Van in totaal 394 geringde Kwartels worden de frequentieverdeling van de vleugellengtes (figuur 1) en de gemiddelde vleugellengte en het gemiddelde gewicht naar geslacht gegeven (tabel 3). Alle bij Bloemendaal gevangen exemplaren uit 2000-09 met een vleugellengte van minder dan 107 mm (de ondergrens voor Kwartel) staan vermeld in tabel 5 en zouden van hybride herkomst kunnen zijn. Dit soort conclusies wordt bemoeilijkt door het gegeven dat uitgezette Japanse Kwartels relatief zware exemplaren zijn omdat de soort in gevangenschap is gedomesticeerd tot een type met een groter gemiddeld gewicht. De meeste uitzettingen (voor de jacht) vonden of vinden plaats in Italië (vanaf 1953) en verder in Frankrijk, Spanje en Oost-Europa (vanaf jaren 1970). Bij deze uitzettingen ging het veelal om gekweekte hybriden van Kwartel en Japanse Kwartel en de aantallen uitgezette exemplaren konden vermoedelijk oplopen tot 10 000-en of zelfs 100 000-en per jaar. Als verwilderde broedvogel is Japanse Kwartel in Italië echter in de jaren 2000 uitgestorven.

In het kader van dit artikel is balgenonderzoek gedaan om te bepalen of verschillen in keeltekening aanwezig waren bij Kwartels die in het begin van de 20e eeuw (1909-18) in Nederland en België zijn verzameld (voordat Japanse Kwartel werd geïntroduceerd in Zuid-Europa) en uit midden jaren 1970 (1976) toen Japanse op grote schaal werd uitgezet en hybridisatie kon optreden. Hoewel het aantal onderzochte balgen klein was, leverde dit onderzoek geen aanwijzingen op dat het aantal 'roodkelige' exemplaren in de tweede periode hoger lag dan in de eerste (tabel 4). De stelling dat de variatie in keeltekening voor wat betreft de roodbruine varianten te danken is aan hybride invloed van Japanse is dus (nog) niet bewezen. Uit de literatuur blijkt bovendien dat 'roodkelige' Kwartels ook voor het midden van de 20e eeuw bekend waren.

Hybridisatie van Kwartel met Japanse Kwartel is bewezen aan de hand van DNA-onderzoek bij

gevangen exemplaren en er moet dus wel rekening mee gehouden worden dat dit fenomeen invloed kan hebben op het uiterlijk en de biometrie van Kwartels in Nederland. In dit artikel wordt een overzicht gegeven van de verschillende publicaties die ingaan op de verspreiding en aantallen van Japanse Kwartels in Zuid-Europa en de bedreiging die genetische vermenging met Kwartels volgens verschillende auteurs kan opleveren voor Kwartelpopulaties, bijvoorbeeld doordat de trekdrang afneemt.

References

- van Aken, A & van Deursen, C 2009. Kwartelvangst in 2008 met opmerkelijke resultaten! *Fitis* 45: 61-64.
- Barilani, M, Derégnaucourt, S, Gallego, S, Galli, L, Mucci, N, Piombo R, Puigcerver, M, Rimondi, S, Rodríguez-Teijeiro, J D, Spanò, S & Randi, E 2005. Detecting hybridization in wild (*Coturnix c. coturnix*) and domesticated (*Coturnix c. japonica*) quail populations. *Biol Conserv* 126: 445-455.
- Bijlsma, R G, Hustings, F & Camphuysen, C J 2001. Algemene en schaarse vogels van Nederland. Avifauna van Nederland 2. Haarlem.
- Buckx, H, Cottaar, F, van Deursen, C, Maassen, E & van Aken, A 2009. Massale Kwartelvangst op VRS van Lennep in 2008. In: Buckx, H, Cottaar, F, van Deursen, C, Maassen, E & van Aken, A, Jaarverslag 2008 Stichting Vinkenbaan 'Mr Cornelis van Lennep, 1751-1813', pp 30-35.
- Chazara, O, Minvielle, F, Roux, D, Bed'hom, B, Feve, K, Coville, J-L, Kayang, B B, Lumineau, S, Vignal, A, Boutin, J-M & Rognon, X 2009. Evidence for introgressive hybridization of wild common quail (*Coturnix coturnix*) by domesticated Japanese quail (*Coturnix japonica*) in France. *Conserv Genet* DOI 10.1007/s10592-009-9951-8 (published online).
- Cramp, S & Simmons, K E L (editors) 1980. The birds of the Western Palearctic 2. Oxford.
- Derégnaucourt S, Guyomarc'h, J C & Aebischer N J 2002. Hybridization between European Quail *Coturnix coturnix* and Japanese Quail *Coturnix japonica*. *Ardea* 90: 15-21.
- Derégnaucourt, S & Guyomarc'h, J C 2003. Mating call discrimination in female European *Coturnix c. coturnix* and Japanese Quail *Coturnix c. japonica*. *Ethology* 109: 107-119.
- Derégnaucourt S, Guyomarc'h, J C & Spanó, S 2005. Behavioural evidence of hybridization (Japanese x European) in domestic quail released as game birds. *Appl Anim Behav Sci* 94: 303-318.
- Ebels, E B 2004. Probable escapes in the Netherlands: part 2. *Dutch Birding* 26: 305-314.
- Guyomarc'h, J-C, Combreau, O, Puigcerver, M, Fontoura, P & Aebischer, N 1998. BWP Update – J Birds of the Western Palearctic 2: 27-46.
- Heinzel, H, Fitter R & Parslow, J 1995. Birds of Britain & Europe with North Africa & the Middle East. Revised edition. London.
- van der Jeugd, H & van Andel, W 2010. Ringverslag 2009. Op Het Vinkentouw 119: 8-16.
- Keizer, R & Offereins, R 1997. Winterwaarnemingen van Kwartels in Nederland. *Dutch Birding* 19: 11-12.
- Lever, C 2005. Naturalized birds of the world. London.
- Levering, H P A & Keijl, G O 2008. Vinkenbaan Castricum 1960-2006 – een halve eeuw vogels ringen. Castricum.
- Madge, S & McGowan, P 2002. Pheasants, partridges and grouse: a guide to the pheasants, partridges, quails, grouse, guineafowl, buttonquails and sandgrouse of the world. London.
- Puigcerver, M, Vinyoles, D & Rodríguez-Teijeiro, J D 2007. Does restocking with Japanese quail or hybrids affect native populations of common quail *Coturnix coturnix*? *Biol Conserv* 136: 628-635.
- Puigcerver, M, Sánchez-Donoso, I, Sardà-Palomera, F & Rodríguez-Teijeiro, J D 2009. Why does restocking with Japanese Quail (*Coturnix japonica*) or hybrids in Common Quail (*Coturnix coturnix*) breeding areas not cause a 'hybrid' swarm? Website: www.iugb-moscow2009.ru/cd/doc_eng/s6/Puigcerver.M.pdf.
- Redactie Dutch Birding 2010. Naamgeving van taxa in Dutch Birding. *Dutch Birding* 32: 48-52.
- Rodríguez-Teijeiro, J D, Rodrigo-Rueda, F J, Puigcerver, M, Gallego, S & Nadal, J 1993: Codornices japonesas en nuestros campos. *Trofeo* 277: 48-52.
- Speek, G 2009. Ringverslag van het Vogeltrekstation 2008. Op het Vinkentouw 116: 8-39.
- Staal, J & Koffijberg, K 2008. Spaanse kwartelonderzoekers in Nederland. Op het Vinkentouw 114: 12-28.

Enno B Ebels, Joseph Haydnlaan 4, 3533 AE Utrecht, Netherlands (ebels@wxs.nl)
André van Aken, Adriaan Pauwlaan 3B, 2101 AH Heemstede, Netherlands (andrevanaken@planet.nl)
Han Buckx, Brederolaan 15, 2106 AA Heemstede, Netherlands (han.buckx@planet.nl)
Chris van Deursen, WP Speelmanlaan 8, 2111 WZ Aerdenhout, Netherlands (c.vandeursen@planet.nl)

Breeding status of Ashy-headed Wagtail in south-western Morocco

Arnoud B van den Berg

During frequent visits to south-western Morocco in spring over the years, I regularly encountered singing Ashy-headed Wagtails *Motacilla cinereocapilla*. The birds were obviously territorial and it could be assumed that they were nesting. On 13 April 2010, a nest with young was found near Tassila, Oued Massa, which confirmed that a breeding population is present in Morocco.

Sightings

Since at least 1994, I have photographed and sound-recorded Ashy-headed Wagtails in Morocco, mostly in March-April but also in October. In migratory flocks, its numbers were much lower than those of Blue-headed Wagtail *M flava* and Spanish Wagtail *M iberiae*. However, many of the singing birds in the Oued Massa area and also less frequently in the Oued Souss valley at Agadir, Aoulouz and Taliouine were obvious Ashy-headed while some were difficult to identify as their head pattern could not exclude a hybrid origin with Spanish.

Several singing males showing all features of Ashy-headed Wagtail (cf Alström & Mild 2003) were, for instance, sound-recorded at Tassila, Oued Massa, on 19 March 2004 and photographed at Sdi Rbat, Oued Massa, on 15 April

2008 and 14 April 2009 and at Tassila on 13 April 2010. I noted other males Ashy-headed in south-western Morocco on 16 April 1994 at Ouarzazate; on 15 April 2005 singing at Embouchure Oued Souss, Agadir, and at Oued Massa; on 5 April 2006 (two) at Taliouine; on 27 March 2007 at Oued Loukkos, on 1 April 2007 at Aoulouz, and on 3 April 2007 at Embouchure Oued Souss; on 28 March 2008 (three) at Aoulouz, on 30 March 2008 singing at Tassila, on 13 April 2008 (several) at Taliouine and Aoulouz, and on 15 April 2008 (several) at Embouchure Oued Souss and Oued Massa; and on 1 April 2010 (one photographed) at Taliouine. It is noteworthy that the number of Spanish Wagtails noted in spring in the south-west was much higher than that of Ashy-headed but many of these may have concerned migrants and not territorial birds. In 2002, only Spanish was noted as singing at several sites in south-western Morocco although, in retrospect, it cannot be excluded that these may have concerned individuals with 'intermediate' characters.

Most of my visits to Oued Massa were for one day only, with groups of birders from BirdingBreaks, Limosa Holidays or Travelling Naturalist, and a thorough census or a search for a nest was hard to do. On 13 April 2010, however, when birding

117 Ashy-headed Wagtail / Italiaanse Kwikstaart *Motacilla cinereocapilla*, male carrying food to nest, Tassila, Oued Massa, Morocco, 13 April 2010 (Arnoud B van den Berg)



118 Ashy-headed Wagtail / Italiaanse Kwikstaart *Motacilla cinereocapilla*, female near nest, Tassila, Oued Massa, Morocco, 13 April 2010 (Arnoud B van den Berg)





119 Ashy-headed Wagtail / Italiaanse Kwikstaart *Motacilla cinereocapilla*, singing male, Sdi Rbat, Oued Massa, Morocco, 14 April 2009 (Arnoud B van den Berg) **120** Ashy-headed Wagtail / Italiaanse Kwikstaart *Motacilla cinereocapilla*, male carrying food to nest, Tassila, Oued Massa, Morocco, 13 April 2010 (Arnoud B van den Berg) (same bird as in plate 117) **121** Ashy-headed Wagtail / Italiaanse Kwikstaart *Motacilla cinereocapilla*, foraging male, Taliouine, Morocco, 1 April 2010 (Arnoud B van den Berg) **122** Spanish Wagtail / Iberische Kwikstaart *Motacilla iberiae* or hybrid Spanish x Ashy-headed Wagtail *M iberiae* x *cinereocapilla*, male, Tassila, Oued Massa, Morocco, 13 April 2010 (Arnoud B van den Berg)

with a group of Belgian and Dutch birders for a BirdingBreaks tour, we paid special attention to yellow wagtails and observed and photographed more than a handful unmistakable male Ashy-headed. We also photographed a few less easy-to-identify Ashy-headed and one or two probable Spanish Wagtails. Generally, like in previous visits, all behaved like territorial rather than migratory birds as they were singing or carrying food. In the afternoon, while watching a Baillon's Crane *Porzana pusilla* in a one metre high and one metre wide tussock surrounded by water (cf Dutch Birding 32: 212, plate 282, 2010), a male and a female Ashy-headed were frequently arriving to

feed young in a nest hidden in the same tussock. Both adults with food and the nesting site were photographed to document this breeding record.

Identification

The identification of all male Ashy-headed Wagtails was based on a well-marked white throat clearly cut from the yellow breast, a bluish-grey head with slightly darker grey ear-coverts, and an absence of a white supercilium or just a small white spot behind or above the eye. Birds with more white behind the eye than on an average Ashy-headed but less than in Spanish Wagtail were left unidentified or noted as Spanish, depend-

ing on the length of the white supercilium. The calls were unlike migratory Blue-headed Wagtail and Grey-headed Wagtail *M thunbergi* but similar to Spanish and, for the time being, there seems to be no way to separate Ashy-headed and Spanish by sound. Females were much more rarely noted but, in principle, identified by the same male features of a white throat and no or very short white supercilium. Aymi & Martinez (1990), Dubois (2001) and Alström & Mild (2003) indicate that hybridization between Ashy-headed and Spanish ('intergradation') occurs frequently along the Mediterranean from Catalunya east to south-eastern France and hybrids show plumage characters close to either parent taxon or in any intermediate state which means that atypical birds are better left unidentified.

Distribution

Alström & Mild (2003) state that Ashy-headed is a breeding bird of Italy (including Sardinia and Sicily), south-western Slovenia and north-western Croatia and winters in western central Africa from Mali and Nigeria into Chad. They mention that Spanish Wagtail breeds in southernmost France, Iberia (including Balearic Islands) and north-western Africa from Tunisia, Algeria and Morocco

south to coastal Mauritania. The first breeding of Ashy-headed for the Balearic Islands occurred in May 2008, when a male was singing and three weeks later feeding young together with a female in a wheat field near Santa Margalida on Mallorca (Garcias 2008).

According to Thévenot et al (2003), Spanish Wagtail is the only yellow wagtail breeding in Morocco and, during spring migration, they consider Blue-headed Wagtail and Spanish as abundant, (British) Yellow Wagtail *M flavissima* as common and Grey-headed Wagtail and Ashy-headed Wagtail as scarce to uncommon while Black-headed Wagtail *M feldegg* is a vagrant with a handful of records in the south-east. Remarkably, for autumn, they list only three reports of Ashy-headed but there are c three recent ones archived by Patrick Bergier (in litt). For spring, Patrick Bergier's archives contain no singing Ashy-headed although there is one report confirming the species' status by Nigel Redman (Birdquest), who found more than six at Oued Massa and two at Embouchure Oued Souss on 3 May 2007.

Members of the Moroccan rarities committee confirmed that nothing is known about territorial Ashy-headed in Morocco, let alone breeding, and they wondered whether it had ever been re-

123 Ashy-headed Wagtail / Italiaanse Kwikstaart *Motacilla cinereocapilla* or hybrid Ashy-headed x Spanish Wagtail *M cinereocapilla* x *iberiae*, male, Oued Loukkos, Larache, Morocco, 4 October 2009 (Arnoud B van den Berg / *The Sound Approach*)



ported as singing before; all breeding yellow wagtails have been reported as Spanish Wagtail (Patrick Bergier in litt, Jacques Franchimont in litt). In contrary, when having seen the photographs of 14 April 2009, Per Alström (in litt) wondered whether there was actually any evidence of Spanish breeding in south-western Morocco. However, Patrick Bergier informed me that he found nests of Spanish in Marrakech, Haouz (Bergier & Barreau 1981).

Taxonomy

Wagtails form one of those taxa groups in which genetic divergences are small, indicating a recent radiation, as is the case in various other species groups in the WP like large white-headed gulls *Larus*, great grey shrikes *Lanius* and redpolls *Carduelis*. Alström & Mild (2003; page 34) show a table listing yellow wagtail species by two different species concepts. Under Biological Species Concept (BSC), they acknowledge the non-monophyly in the yellow wagtail group by a two-way split between the subspecies groups of *flava* and *tchutchensis*. Under Phylogenetic Species Concept (PSC), they list the same yellow wagtail species for Europe as those recognized by the Dutch taxonomic committee (Sangster et al 1998, 1999, cf van den Berg 2008) but with two (or three) exceptions. Ashy-headed Wagtail is one of the exceptions and it is considered conspecific with Spanish Wagtail and Egyptian Wagtail *M c pygmaea* because the three taxa are not considered diagnostically distinct (ie, there are supposedly no two features unique for one of them). For the same reason, they lump the allopatric (British) Yellow Wagtail and Yellow-headed Wagtail *M lutea*, while White-headed Wagtail *M leucocephala* is not accounted for. By lumping Ashy-headed with Spanish and Egyptian into one species ('White-throated Wagtail *M iberiae*'), there may have been little attention from birders for the distribution of birds showing the characters of Ashy-headed, and perhaps that may explain why, in an area frequently visited by birders, this taxon's Moroccan breeding population has not been detected or seriously looked at before.

Discussion and conclusion

The fact that Ashy-headed Wagtail is a breeding bird in south-western Morocco is surprising as the nearest breeding areas are in Sardinia and Sicily while an alleged subspecies, Egyptian Wagtail, breeds in Egypt. Actually, one may wonder what the relationship is between the migratory Ashy-headed and the resident Egyptian breeding on

either side of the African continent. Such a disjunct population is unheard of in other yellow wagtail taxa, when not taking into account British Yellow Wagtail and Yellow-headed Wagtail. It is unknown whether the Ashy-headed in the south-west concern a relict population or a recent and not previously detected phenomenon resulting from migratory birds attracted to a suitable habitat. It seems worthwhile to investigate the breeding distribution of Ashy-headed or Spanish Wagtail in the rest of north-western Africa, or whether they occur sympatrically in other areas, and to see to what extent hybridization takes place. In June 2010, for instance, three breeding pairs sound-recorded in the Qualidia region further north along the Atlantic coast of Morocco were either Spanish or intermediate, not obviously Ashy-headed, and this pattern may occur further north, perhaps even along the Atlantic coast of Portugal (Moore 2000). If it turns out that the amount of hybridization ('intergradation') along the Atlantic coast is similar to that in south-eastern France, one may argue that diagnostic plumage differences in any age or sex are lacking.

Acknowledgements

Per Alström, Patrick Bergier and Jacques Franchimont are thanked for judging photographs and sharing information on records and breeding distribution of yellow wagtails in Morocco. Jantien Benders, Koen Dierckx, Roel Kleinjan, Paula Kok, Laurens Rietveld, Frits Scholten, Maarten Souverijn, Peter Symens and Carolina Walta of the BirdingBreaks group in April 2010 assisted in the field.

Samenvatting

BROEDSTATUS VAN ITALIAANSE KWIKSTAART IN ZUIDWEST-MAROKKO Vanaf ten minste 1994 is diverse malen het geluid van zingende Italiaanse Kwikstaart *Motacilla cinereocapilla cinereocapilla* opgenomen in Zuidwest-Marokko en werden enkele typische exemplaren gefotografeerd. Territoriale exemplaren van de soort werden vooral veelvuldig gezien in Oued Massa ten zuiden van Agadir maar ook bij de monding van Oued Souss en oostwaarts in de Souss-vallei. Het waren meestal vogels die een klein beetje wit achter het oog hadden maar ook exemplaren zonder wit kwamen voor. Op 13 april 2010 werd voor het eerst een nest met jongen gevonden waarvan de beide oudervogels werden gefotografeerd. In noord-westelijk Afrika was voorheen als broedvogel alleen Iberische Kwikstaart *M iberiae* bekend. Italiaanse Kwikstaart betreft derhalve een nieuwe broedvogeltaxon voor Marokko en mogelijk Afrika, waar behalve Iberische ook Egyptische Kwikstaart *M c pygmaea* broedt.

References

- Alström, P, Mild, K & Zetterström, B 2003. Pipits & wagtails of Europe, Asia and North America: identification and systematics. London.
- Aymi, R & Martínez, I 1990. Presència i situació d'algunes subespècies d'ocells Catalunya. Butlletí del Grup Català d'Anellament 7: 45-52.
- van den Berg, A B 2008. Dutch Birding vogelnamen: lijst van West-Palearticse vogelsoorten 2008 – Dutch Birding bird names: list of Western Palearctic bird species 2008. Amsterdam.
- Bergier, P & Barreau, D 1981. Mode de nidification inhabituel chez la Bergeronnette printanière *Motacilla flava* au Maroc. Alauda 49 : 309-310.
- Dubois, PJ 2001. Les formes nicheuses de la Bergeronnette printanières *Motacilla flava* de la Cerdagne et du Capcir. Ornithos 8: 28-29.
- Garcias, P 2008. Primera cita de cria de la subespècie *cinereocapilla* del Xàtxero Gros *Motacilla flava* a Mallorca. Anuari Ornitològic de les Balears 23: 27-41.
- Moore, C C 2000. Alvéola-Amarela *Motacilla (flava) cinereocapilla*: notas sobre um novo taxon para Portugal, com comentários sobre as variações observadas relativamente à forma *M. F. iberiae*. Pardela 12: 18-20.
- Sangster, G, Hazevoet, C J, van den Berg, A B & Roselaar, C S 1998. Dutch avifaunal list: species concepts, taxonomic instability, and taxonomic changes in 1998. Dutch Birding 20: 22-32.
- Sangster, G, Hazevoet, C J, van den Berg, A B, Roselaar, C S & Sluys, R 1999. Dutch avifaunal list: species concepts, taxonomic instability, and taxonomic changes in 1977-1998. Ardea 87: 139-166.
- Thévenot, M, Vernon, R & Bergier, P 2003. The birds of Morocco. An annotated checklist. BOU Checklist 20. Tring.

Arnoud B van den Berg, Duinlustparkweg 98, 2082 EG Santpoort-Zuid, Netherlands
(arnoud.vandenberg@planet.nl)

Bruce's Green Pigeon at Luxor, Egypt, in January 2011

In December 2010 and January 2011, my wife, adult son and I (Steven van der Veen) were vacationing, traveling on one of the typical Aswan to Luxor cruises in Egypt. Early in the morning of 3 January, I went ashore in Luxor, Upper Egypt, just walking up and down a few 100 m on the promenade along the Nile river, and then up to the street level. I have been a birder since I was young and usually keep an eye on what is around, although there was no formal birding on this trip. During my walk, at c 08:00, I noticed a brightly coloured dove in a tree and was able to get one good photograph of it. Since almost every bird observed during the trip was a lifer for me and because I had not been able to find a good field guide before departure, I had no idea what species it was. I tried to identify many of the birds I photographed, with quite a bit of success, but I was unable to get a hit on this one – until I posted it on EgvBirdGroup. From the reactions, it quickly became apparent that the dove was a Bruce's Green Pigeon *Treron waalia*, a species that had never been observed in Egypt before.

The description is based on the single photograph (cf Dutch Birding 33: 54, plate 59, 2011).

SIZE & SHAPE Medium-sized pigeon with moderately long square-ended tail. Undertail-coverts very long, longest almost reaching to tail-tip.

PLUMAGE Head, throat and breast soft greyish-green.

Belly bright yellow, sharply demarcated from breast. Flank greenish-yellow. Undertail-coverts creamy with dark greenish centre, most extensive on inner web. Longest two pairs of undertail-coverts with rusty colour. Upperparts only partly visible on photograph. Scapulars greenish. Wing only partly visible. On lesser coverts some greyish-purple coloration visible. Greater coverts and secondaries greyish with sharp yellow edges. BARE PARTS Orbital ring greenish-grey. Eye colour not well visible in photograph. Bill very pale. Nails pale.

The greenish plumage and the strongly marked undertail-coverts point directly to one of the green pigeons *Treron*. Only Bruce's Green Pigeon shows the combination of mainly soft greyish-green plumage with sharply demarcated bright yellow belly and rusty-brown central undertail-coverts (Gibbs et al 2001).

Bruce's Green Pigeon is monotypic and occurs in a wide band across sub-Saharan Africa from Senegambia in the west to Eritrea and northern Somalia in the east, on Socotra and in the south-western part of the Arabian Peninsula (south-western Saudi Arabia, Yemen and western Oman). In the Arabian Peninsula, it is mainly a summer visitor, although birds in eastern Yemen, in Dhofar (Oman) and on Socotra appear to be resident (Jennings 2010). The main distribution lies between 2°N and 15°N, although it reaches 18°N in Eritrea. It breeds from sea level to c 2000 m. The breeding areas closest to Egypt are in eastern Sudan up to the Red Sea coast to 20°N, where it is locally common (Nikolaus 1987). The species occurs in densely forested valleys and oases, semi-

arid *Acacia* and *Commiphora* savannas, grasslands with gallery woodlands and *Podocarpus* forest. It is strongly associated with figs *Ficus* and may thus be found in towns and villages (Gibbs et al 2001). The occurrence in an urban area such as Luxor is therefore not in contradiction with its normal habits, as long as there are fig trees around.

The species is generally sedentary but moves both locally and regionally in response to the availability of water and food, with northward movements during the wet season recorded in Sudan (Nikolaus 1987). Nikolaus (1987) indicates that the species is mainly distributed in the southern half of Sudan but moves quite far north in the rainy season; there are several records from near Port Sudan along the Red Sea coast and there is one record a few 100 km north of Khartoum. Wandering birds from Sudan may therefore reach Egypt as a possible genuine vagrant. It must be remembered that there are almost no birders in Sudan and travel is very limited, so this could well be a very under-recorded species. The northerly records suggest that the bird seen in Egypt could easily be of wild origin (Tom Jenner in litt).

Natural vagrancy is supported by the surge of Afrotropical species recorded in (southern) Egypt in recent years, such as African Openbill *Anastomus lamelligerus*, Three-banded Plover *Charadrius tricollaris* (now breeding), Abyssinian Roller *Coracias abyssinicus* and, if accepted, Broad-billed Roller *Eurystomus glaucurus* (cf, eg, Haas et al 2010, Steffen 2010, van den Berg & Haas 2011). Coincidentally, another member of the Columbidae (pigeons and doves), Mourning Collared Dove

Streptopelia decipiens, was recorded for the first time in Egypt and the WP just a few days before the sighting of the Bruce's Green Pigeon, at Abu Simbel on 29 December 2010 (De Rouck 2011; Dutch Birding 33: 55, plate 62, 2011).

If accepted by the Egyptian rarities committee, the bird in Luxor constitutes the first record for Egypt and the WP. In spring 2001, two birds were observed (of which one was shot) in Kuwait but these birds are considered escapes and, therefore, not listed for Kuwait by Gregory (2005). Jennings (2010) states about this record: 'These were undoubtedly escaped birds, although none had been seen at local bird markets at the time'.

References

- van den Berg, A B & Haas, M 2011. WP reports: December 2010-January 2011. Dutch Birding 33: 51-60.
- De Rouck, K 2011. African Mourning Doves in Egypt – a new Western Palearctic bird. Birding World 24: 24.
- Gibbs, D, Barnes, E & Cox, J 2001. Pigeons and doves: a guide to the pigeons and doves of the world. Mountfield.
- Gregory, G 2005. The birds of the State of Kuwait. Skegness.
- Haas, M, Legrand, V & Monticelli, D 2010. Three-banded Plovers breeding at Aswan, Egypt, in 2009. Dutch Birding 32: 126-128.
- Jennings, M C 2010. Fauna of Arabia 25. Atlas of the breeding birds of Arabia. Riyadh.
- Nikolaus, G 1987. Distribution atlas of Sudan's birds with notes on habitat and status. Bonn Zool Monogr 25.
- Steffen, B 2010. African Openbill at Luxor, Egypt, in May 2009. Dutch Birding 32: 254-256.

Steven R van der Veen, 68 Tussock Brook Road, Duxbury, Massachusetts 02332-4834, USA
(svacons@comcast.net)

Association between Red Phalarope and Arctic Tern

On 19 June 2009, at a small pool at Longyearbyen, Spitsbergen, Svalbard, we witnessed an interesting association between a male Red Phalarope *Phalaropus fulicarius* and an Arctic Tern *Sterna paradisaea*. For a period of c three hours, the tern, followed by the phalarope, almost continuously flew around or across a small pool, landing frequently, usually close to the water's edge. In flight, the phalarope followed closely, twisting and turning (plate 124), and when the tern landed the phalarope settled close by, often so near that the tern jabbed its bill at it (plate 125). However, both

birds would also rest close together apparently without tension (plate 126). A female Red Phalarope was present on the pool throughout this period and she occasionally joined in the aerial chase but never landed near the tern. Once, a second female appeared and briefly joined the chase. On a few occasions, when the male phalarope did not land near the tern, the latter flew to join the phalarope. Although another Arctic Tern was incubating c 100 m away, there was no indication whether or not the tern at the pool was breeding nearby. The habitat appeared unsuitable for phalaropes to nest and, in any case, it was almost certainly too early for them to have been nesting that year – the first arrivals along the west



124-127 Red Phalarope / Rosse Franjepoot *Phalaropus fulicarius*, male, and Arctic Tern / Noordse Stern *Sterna paradisaea*, Longyearbyen, Spitsbergen, Svalbard, 19 June 2009 (Heinz Kusche)

coast of Spitsbergen were not seen until 16 June.

The interaction of these two birds is difficult to interpret. Aspects of the behaviour of both birds described in literature are difficult to relate to their association. Although the phalarope consistently followed the tern in a manner possibly suggesting aggression, its behaviour did not match aggressive behaviour described by Cramp & Simmons (1983) who refer to most aggression by Red Phalaropes occurring as a form of mate guarding by females, more rarely by males. This involves chasing the opponent on the ground or water, or in flight by flying close to the water surface and with much flapping, putting it to flight. Aggression by males mainly relates to defense of young and may include chasing Arctic Terns. Cramp & Simmons (1983) also state that the chief aggression by males is 'driving-flight', which is quite different to the flight of the phalarope described here as it involves 'fluttering with irregular butterfly-like wing beats ... with legs dangling'. Neither did the behaviour of this bird apparently match other described behaviour patterns for this species. In the case of the tern, the jabbing of the bill resembled the 'hunched posture' described in Cramp (1985)

as being adopted before an individual rushes at another carrying a fish. The tern also exhibited what appeared to be a mild form of the 'ground bent posture' (plate 127), which is used aggressively between a territory owner and an intruder or, in a mild form, maybe preliminary to courtship (Cramp 1985). The social behaviour of Arctic Tern is, however, complex and variable, making the behaviour towards the Red Phalarope difficult to explain. It seems possible that the Arctic Tern was behaving mildly aggressively. That the two species can associate without aggression is demonstrated by the fact that small groups of Red Phalaropes may nest in breeding colonies of Arctic Terns, reducing the risk of predation (Lovenskiold 1964, del Hoyo et al 1996).

References

- Cramp, S & Simmons, K E L (editors) 1983. The birds of the Western Palearctic 3. Oxford.
Cramp, S (editor) 1985. The birds of the Western Palearctic 4. Oxford.
del Hoyo, J, Elliott, A & Sargatal, J (editors) 1996. Handbook of the birds of the world 3. Barcelona.
Lovenskiold, H L 1964. Avifauna Svalbardensis. Oslo.

Peter Oliver, The Briar Patch, Treverex Hill, Oxted, Surrey RH8 0TL, UK
(peter.oliver6@btinternet.com)

Heinz Kusche, Ludwig-Greiller-Weg 14c, D-82496, Oberau, Germany
(heinz-kusche@web.de)

Varia

Close encounters on Waigeo: Bruijn's Brush-turkey and Wilson's Bird-of-paradise

Waigeo is a large island (c 3100 km²) situated at the northern end of the Raja Ampat archipelago in West Papua province, Indonesia (formerly Irian Jaya and, before 1962, Dutch New Guinea). It is home to a number of rare and interesting species, including Bruijn's Brush-turkey *Aepyodius bruijnii* and Wilson's Bird-of-paradise *Diphyllodes republica*.

Bruijn's Brush-turkey

Brush-turkeys belong to the megapode family Megapodiidae, also known as 'incubator birds' or 'mound-builders'. They are shy, solitary and inconspicuous turkey-like birds with small heads and large feet. Their scientific name means 'large foot' and is a reference to the strong legs and feet. Mega-

podes have a unique incubation system among birds: they do not incubate their eggs with their body heat but bury them, using natural heat sources for incubation. Some megapodes are best known for building massive nest-mounds of decaying vegetation, which the male attends, adding or removing litter to regulate the internal heat while the eggs hatch. The eggs have a very large yolk content, making up 50-70% of the egg's weight. The incubation period is very long and can take as much as 96 days. As a result of the large yolk content and long incubation time, megapode chicks hatch from their eggs in the most mature condition of any bird species. Chicks hatch with a fairly full plumage of feathers, including most flight feathers, enabling them to fly on the same day they hatch. They receive no parental care at all and are completely independent. Although Australian Brush-turkey *Alectura lathami* is the only species of bird in which sex ratio is confirmed to be de-

pendent on incubation temperature, it is speculated that this is true for all Megapodes, as they share the same nesting methods. Megapodes are found in the broader Australasian region, including islands in the western Pacific, Australia, New Guinea, and the islands of Indonesia east of Wallace's Line, but also the Andaman and Nicobar Islands in the Bay of Bengal. There are more than 20 species in seven genera, with seven species in the brush-turkey group (Jones et al 1995, del Hoyo et al 1994).

Bruijn's Brush-turkey (or Waigeo Brush-turkey) is a relatively large (c 43 cm long) brownish-black megapode with a red facial skin, red comb, maroon rump and chestnut brown underparts. There are two elongated red wattles on the back of the head and a long wattle on the foreneck, with a smaller one on the chin. Both sexes are similar although the female has a smaller comb and no wattles. An Indonesian endemic, Bruijn's Brush-turkey occurs only in mountain forests on Waigeo. The species became known from several trade specimens reaching museums between 1880 and 1904 through the services of the Dutch merchant Anton August Bruijn and his collectors. The last of 21 known specimens was collected in 1938 (Birdlife

International 2010a). Many expeditions failed to record the species in the wild, despite confidence that Bruijn's Brush-turkey still existed on Waigeo. Finally, in February 2001, local hunters presented the head and bones of a female they had eaten to a local contact person working for the operation 'Waigeo Expeditions' (cf Heij & Post 2001, Moeliker 2002). Subsequent searches at the location where the bird had been hunted were not successful. During the three consecutive 'Waigeo expeditions' in 1999, 2000 and 2001, devoted primarily to rediscover Bruijn's Brush-turkey, the inaccessible mountain region was not checked, although at the time the dominant view was that Bruijn's Brush-turkey (because of its similarity with Wattled Brush-turkey *A. arfakianus* on mainland West Papua) inhabited the mountains of Waigeo. In spring 2002, Mauro (2005, 2006) discovered an active megapode mound near the summit area of Mount Nok (summit 880 m) on northern Waigeo. Here, a distinctive, wind-sheared cloud forest thrives on infertile limestone rock. This part of the island was unexploited, if ever even visited, by local people. Several days later, a male Bruijn's Brush-turkey was seen from a hide erected near the mound. The bird was digging a hole in the

128 Bruijn's Brush-turkey / Bruijns Boshoen *Aepyodius bruijnii*, immature male, Waigeo, West Papua, Indonesia, 16 August 2010 (Otto Plantema)





129-130 Bruijn's Brush-turkey / Bruijns Boshoen *Aepyodius bruijnii*, immature male, Waigeo, West Papua, Indonesia, 16 August 2010 (Otto Plantema)



mound, which was filled up later by scratching material into it. After this rediscovery, a few expeditions to the breeding grounds were successful and resulted in more information and the first photographs. The species is listed as 'Endangered' because of threatening by hunting (outside the breeding area), habitat loss, small population size and very limited range (Birdlife International 2010a). The world population was estimated almost 1000 individuals (of which c 350 mound-owning males) by Mauro (2006).

In August 2010, I joined a small group of birders to Waigeo, led by Iwein Mauro (the rediscoverer of Bruijn's Brush-turkey) and local guides, with the purpose of finding the species. During the eight-day visit, an attempt was made by three birders to walk in three long days to the breeding grounds above 600-700 m above sea level. However, because of the hard conditions, the area could not be reached and the species was not seen. Instead of hiking up the mountain, I decided to spend my time to observe and photograph birds-of-paradise, specifically Wilson's Bird-of-paradise, from a hide in the forest at c 100 m elevation. Cinnamon Ground-dove *Gallicolumba rufigula* and Pheasant Pigeon *Otidiphaps nobilis* occasionally attended the court of Wilson's Bird-of-paradise and, especially on early mornings, Red Birds-of-paradise *Paradisaea rubra* were calling from a nearby lek. On 16 August, a large dark bird with a short tail approached my hide and revealed itself as the sought-after Bruijn's Brush-turkey. It was mainly interested in the seeds on the court, a result of the cleaning activities of the bird-of-paradise. Probably because of the shutter noise of my camera, the bird curiously approached the hide up to 2 m, and disappeared in the forest again after just 2 min. From the photographs (some of the very few sharp images of this species...), it became clear that it concerned a young male, with relative short wattles on the foreneck. This bird must have wandered at least 25 km from the breeding grounds higher up the mountain.

Wilson's Bird-of-paradise

The majority of the bird-of-paradise family Paradisaidae is found on New Guinea and its satellite islands, with a few species occurring in the Moluccas, Indonesia, and eastern Australia. The family comprises c 42 species (exact numbers depending on taxonomic treatment), which are perhaps best known for the spectacular plumages, in particular the strongly elongated and elaborate nuptial plumes, and elaborate courtship displays of the males of most species (eg, Coates & Peckover

2001). They are mostly confined to dense, especially mountainous rainforest habitat. The diet of all species is dominated by fruit and to a lesser extent arthropods, while at least two species also eat leaves (Beehler et al 1986, Diamond 1986, Heads 2001, del Hoyo et al 2009). Birds-of-paradise have a variety of breeding systems, ranging from monogamy to lek-based polygamy (del Hoyo et al 2009). Most species have elaborate mating rituals, with the *Paradisaea* species using a lek-type mating system. Others, such as the genera *Cicinnurus* (one or three species), *Diphyllodes* and *Parotia* (five or six species), have highly ritualised mating dances (cf Beehler et al 1986, Frith & Beehler 1998, Plantema & van der Spek 2007, Plantema & Ebels 2008). For many years, the birds-of-paradise were treated as close relatives of the bowerbirds Ptilonorhynchidae. Today, while both are treated as part of the Australasian lineage Corvida, both groups are considered to be only distantly related. The closest evolutionary relatives of birds-of-paradise are the Corvidae (crow and jays), Monarchidae (monarch flycatchers) and the Australian Struthideidae (mudnesters) (cf Sibley & Ahlquist 1990, Sibley & Monroe 1990, Nunn & Cracraft 1996, Barker et al 2004, Irestedt & Ohlson 2008, del Hoyo et al 2009). Birds-of-paradise are of high socio-cultural importance to the inhabitants of (mainly highland) New Guinea, mostly due to the use of the birds' feathers as head decoration (cf Plantema & Ebels 2008). The birds are collected by local people for their feathers for both traditional (eg, as head decoration) and commercial use (trade). The trade in skins and feathers has been going on for 2000 or even 5000 years (www.earthlife.net/birds/paradisidae.html), and the birds have been of considerable interest to western collectors, ornithologists and writers as well. A number of species is threatened by hunting and habitat loss (cf Plantema & Ebels 2008, van den Bergh 2011; Michiel van den Bergh in litt).

Wilson's Bird-of-paradise (sometimes placed in *Cicinnurus*) is a relatively small member of the Paradisaidae, up to 21 cm long. The scientific name with the curious second part (*respublica*) was given by French ornithologist Charles Lucien ('Prince') Bonaparte, nephew of emperor Napoleon Bonaparte. Although he was a republican idealist, he was disappointed with the French revolution. The name he chose was meant cynically, arguing that since there could not be a 'paradisean republic' there should at least be a 'republican bird-of-paradise'. He described the bird hastily from a specimen purchased in Paris by British ornithologist Edward Wilson which was to be donated to the



131-132 Wilson's Bird-of-paradise / Wilsons Paradijsvogel *Diphylodes respublica*, male, Waigeo, West Papua, Indonesia, 16 August 2010 (Otto Plantema)





133 Wilson's Bird-of-paradise / Wilsons Paradijsvogel *Diphyllodes respublica*, male, Waigeo, West Papua, Indonesia, 16 August 2010 (Otto Plantema)

134 Wilson's Bird-of-paradise / Wilsons Paradijsvogel *Diphyllodes respublica*, male, Waigeo, West Papua, Indonesia, 18 August 2010 (Otto Plantema)



Academy of Natural Sciences of Philadelphia, USA, and his description was published a couple of months before American ornithologist John Cassin published '*Paradisaea wilsonii*' based on the same skin (Jobling 2010)! In 1863, German zoologist Heinrich Agathon Bernstein was the first to discover the breeding grounds of the species on Waigeo.

Males are mainly red above and black below, with deep scarlet back and inner wings, yellow patch on upper mantle, iridescent purple-green breast, greenish bill, rich blue feet and two strongly curved curlicue tail-feathers, which are violet to bright silver. The upperhead is naked blue with a black double cross pattern. Females are yellowish-brown with barred underparts and a bare blue crown. In the field, the blue bare skin on the crown is so vivid that it is clearly visible at night (pers obs).

A range-restricted Indonesian endemic, Wilson's Bird-of-paradise is distributed over the hills and lowland rainforests of Waigeo and neighbouring Batanta. The diet consists mainly of fruits and arthropods (del Hoyo et al 2009). The population is very poorly known but is probably fairly small and likely to be declining due to limited range and on-

going habitat loss and exploitation, although the range is not yet severely fragmented or restricted to a few locations. Therefore, the species is classified as 'Near Threatened' (BirdLife International 2010b). Further research should be carried out into its distribution, abundance and habitat requirements, rates of habitat loss and the bird's response to habitat fragmentation, so that population trends can be fully understood. As a conservation measure, the Pulau Waigeo Nature Reserve (the species' stronghold) is protected from future logging activities, but there are reports that this protected area may be significantly reduced in size (BirdLife International 2010b).

During the week in August 2010 that I spent in a hide near a court of 'Wilson's BOP' in dense forest at c 100 m elevation, it was raining heavily almost every day, which made the narrow steep footpaths between the primitive camping place and the hide muddy and slippery. Daily routine was an early arrival of the male directly after sunrise to clean his court of c 10 m². Fallen leaves, twigs and leaves from sapling display stems were removed fanatically. The male cleaned his court every day 8-12 times and was regularly calling on high branches

135 Wilson's Bird-of-paradise / Wilsons Paradijsvogel *Diphylloides respublica*, female, Waigeo, West Papua, Indonesia, 16 August 2010 (Otto Plantema)



136 Wilson's Bird-of-paradise / Wilsons Paradijsvogels *Diphylloides respublica*, male and female, Waigeo, West Papua, Indonesia, 15 August 2010 (Otto Plantema)



in the foliage. Only during showers, heavy fog or in the heat of an unclouded day between c 11:00 and 15:00, there was no bird present. Once or twice a day, a female came in, waiting on a low branch near the court for the spectacular display rituals of the male in the 'arena'. In a typical display, the male adopts a characteristic 'frozen' posture on the stem of a sapling (the display stick) before responding to the female by showing his attractive breast-feathers as a glittering purple-green shield. Most females jumped on the top of the same display stick, and walked upside down along the stick to 'kiss' the male for a few seconds. Mating was not observed. Sometimes two or three females came together near the court and also a young male and a second adult male sometimes got mixed in the display rituals, resulting in chaotic jumping, flying and calling.

Online video-images of displaying Wilson's Bird-of-paradise can be viewed at www.arkive.org/wilsons-bird-of-paradise/cicinnurus-respublica/video-00.html and .../video-12.html. A sound-recording by Andrew Spencer is accessible at www.xeno-canto.org/62529. More images of this species from my trip can be found at www.pbase.com/otto1/wilsons.

Photographing birds, and especially birds-of-paradise, in West Papua was a real challenge, because of the lack of facilities and infrastructure on the breeding grounds and because of the difficult conditions. Guides, porters and a cook were necessary to enter the primary forest. High humidity and high temperatures made hiking with a heavy backpack and tripod in the wet, mountainous rain forest a tough job. Sleeping had to be done under a plastic sheet and mosquito net and, in some areas, leeches were virtually everywhere. And, after some heavy showers, the inside of the lenses became wet... In all, it took me c 40 h in a palm leave hide to obtain a handful of reasonable photographs of the very quickly moving Wilson's Bird-of-Paradise on the dark forest floor. The June 2010 Dutch edition of National Geographic magazine gave an impression of the difficulties for scientists and photographers working in the humid and wet mountain rainforest of West Papua.

References

Barker, F K, Cibois, A, Schikler, P, Feinstein, J & Cracraft, J 2004. Phylogeny and diversification of the largest avian radiation. *Proc Natl Acad Sci USA* 101: 11040-11045.

- Beehler, B M, Pratt, T K & Zimmerman, D A 1986. *Birds of New Guinea*. Princeton.
- van den Bergh, M O L 2011. De destructieve aantrekkingskracht van de Blauwe Paradijsvogel. *Geografie* 20: 28-29.
- BirdLife International 2010ab. Species factsheet: *Aepy-podius bruijnii*. Website: www.birdlife.org/datazone/speciesfactsheet.php?id=112. [Accessed November 2010.]; *Cicinnurus respublica*. Website: www.birdlife.org/datazone/speciesfactsheet.php?id=5831. [Accessed August 2010.]
- Coates, B J & Peckover, W S 2001. *Birds of New Guinea and the Bismarck Archipelago: a photographic guide*. Alderley.
- Diamond, J 1986. Biology of birds of paradise and bowerbirds. *Ann Rev Ecol Syst* 17: 17-37.
- Frith, C F & Beehler, B M 1998. *The birds of paradise*. Oxford.
- Heads, M 2001. Birds of paradise, biogeography and ecology in New Guinea: a review. *J Biogeogr* 28: 893-925.
- Heij, C J & Post, J N J 2001. Bruijn's Brush-turkey *Aepy-podius bruijnii* rediscovered on Waigeo. *Megapode Newsl* 15: 2-5.
- del Hoyo, J, Elliott, A & Sargatal, J (editors) 1994. *Handbook of the birds of the world 2*. Barcelona.
- del Hoyo, J, Elliott, A & Christie, D A (editors) 2009. *Handbook of the birds of the world 14*. Barcelona.
- Irestedt, M, Ohlson, J I 2008. The division of the major songbird radiation into Passerida and 'core Corvoidea' (Aves: Passeriformes) – the species tree versus gene trees. *Zool Scr* 37: 305-313.
- Jobling, J A 2010. *The Helm dictionary of scientific bird names*. London.
- Jones, D, Dekker, R W R J & Roselaar, C S 1995. *The megapodes*. Oxford.
- Mauro, I 2005. Field discovery, mound characteristics and behaviour of Bruijn's Brush-turkey. *Emu* 105: 273-281.
- Mauro, I 2006. Habitat, microdistribution and conservation of Bruijn's Brush-turkey. *Bird Conserv Int* 16: 279-292.
- Moeliker, C W 2002. DB Actueel: Bruijn's Brush-Turkey comes to life. *Dutch Birding* 24: 323-324.
- Nunn, G B & Cracraft, J 1996. Phylogenetic relationships among the major lineages of the Birds-of-Paradise (Paradisaeidae) using mitochondrial DNA gene sequences. *Mol Phylogeny Evol* 5: 445-459.
- Plantema, O & Ebels, E B 2008. *Varia: Birds-of-paradise and bowerbirds of New Guinea*. *Dutch Birding* 30: 160-168.
- Plantema, O & van der Spek, V 2007. *Varia: Flame Bowerbird*. *Dutch Birding* 29: 101-104.
- Sibley, C G & Ahlquist, J 1990. *Phylogeny and classification of birds: a study in molecular evolution*. New Haven.
- Sibley, C G & Monroe, B L Jr 1990. *Distribution and taxonomy of birds of the world*. New Haven.

Otto Plantema, Braakpeel 1, 6034 RP Nederweert, Netherlands (otto.plantema@planet.nl)

CDNA-mededelingen

Recente CDNA-besluiten Op de wintervergadering van 26 februari 2011 heeft de Commissie Dwaalgasten Nederlandse Avifauna (CDNA) de volgende punten besproken en onderstaande besluiten genomen. Laurens Steijn heeft aangegeven dat hij vanwege tijdgebrek zijn werk voor de CDNA wil afbouwen (zijn termijn zou normaliter doorlopen tot 2013). De komende periode wordt een opvolger benaderd en op de zomervergadering zal deze worden benoemd.

Het komt nog (te) vaak voor dat dossiers van gevallen incompleet zijn (door het ontbreken van foto's/informatie en onduidelijkheid over datums, ontdekkers, exacte locatie(s) etc). Dit is lastig tijdens de roulatie en ook voor de samenstellers van het CDNA-jaarverslag. Om dit probleem aan te pakken is aan elk CDNA-lid een regio toebedeeld (zie Handboek CDNA; www.dutchbirding.nl/content/cdna/handboek.pdf). De leden zullen zich inspannen om achter ontbrekende informatie aan te gaan maar waarnemers wordt ook opgeroepen om zelf zo zorgvuldig en uitgebreid mogelijk de documentatie van gevallen op te bouwen.

Oosterse Tortel *Streptopelia orientalis* (Wergea, Friesland, 9 januari tot 3 april 2010) is als nieuwe soort voor de Nederlandse lijst bekrachtigd; de CDNA heeft tevens besloten dat het om het westelijke taxon *S o meena* (Meenatorstel) ging. Voor de zomervergadering van 2011 staan Siberische Grijsje Ruiters *Tringa brevipes* en Noordse Waterlijster *Parkesia noveboracensis* op de agenda om te worden bekrachtigd. Mogelijke nieuwe taxa voor Nederland die nog beoordeeld moeten worden betreffen een balg van een mogelijke Middendorffs Rietgans *A middendorffii* in het Nederlands Centrum voor Biodiversiteit Naturalis in Leiden en een ingediende waarneming van een Toendraslechtsvalk *Falco peregrinus calidus*. Foto's van andere meldingen van laatstgenoemd taxon worden op prijs gesteld; over zowel het voorkomen als de herkenning heerst onduidelijkheid en er is nog geen enkele aanvaard (cf Dutch Birding 2: 82-104, 1980, 31: 72-74, 2009).

De CDNA besloot eerder om alle aanvaarde Fluitzwanen *Cygnus columbianus* te herbeoordelen. Inmiddels is een artikel (Am Birds 24: 4-15, 2010) verschenen waarin eerdere conclusies ten aanzien van de determinatie worden bevestigd (met name de diagnostische hoeveelheid geel op de snavel) en wordt aangegeven hoe hybriden met Kleine Zwaan *C bewickii* er uit kunnen zien. Op basis van dit artikel zullen de leden bepalen of de geplande herbeoordeling nog opportuun is. Wel is afgesproken dat voor elk geval wordt nagegaan op welke wijze de hoeveelheid geel op de snavel is vastgesteld.

De CDNA is gevraagd of Taigarietgans *Anser fabalis* toegevoegd zou moeten worden aan de lijst van beoordeeltaxa. Dit was naar aanleiding van discussies over de zeldzaamheid en de lastige herkenning van deze soort. In de afgelopen winter(s) bleken echter enkele 10-tallen individuen voor te komen zodat werd geconcludeerd

dat de soort te talrijk is voor beoordeling.

Als gevolg van onderzoek naar alle waarnemingen van Buffelkoopeend *Bucephala albeola* is aangetoond dat het eerste-winter mannetje van de Ezumakeeg, Friesland, op 2-18 mei 2005 een ander exemplaar betrof dan de jaarlijks terugkerende vogel van Barendrecht, Zuid-Holland. Deze door de CDNA overgenomen conclusie was gebaseerd op de hoeveelheid wit op de kop in combinatie met de rui naar het zomerkleed. De vogel van de Ezumakeeg zal nu opnieuw (formeel voor het eerst) gaan rouleren. Een artikel over het voorkomen is in voorbereiding voor Dutch Birding.

Een aantal ontsnapte Roze Pelikanen *Pelecanus onocrotalus* in de afgelopen jaren heeft ertoe geleid dat op de volgende vergadering zal worden besloten of de soort dient te worden opgenomen in de lijst waarvoor de 'omgekeerde bewijslast' geldt (zie Handboek CDNA: soorten waarvan men bij elke waarneming fotografisch dient vast te stellen dat er geen verdachte ring aanwezig is).

Naar aanleiding van correspondentie over een geval langs de Nederlandse kust van Scopoli's/Kuhls Pijlstormvogel *Calonectris diomedea/borealis* kwam de vraag naar voren of aanvaarding als Kuhls Pijlstormvogel logisch is omdat er (nog) geen gevallen van Scopoli's Pijlstormvogels in de Noordzee zijn. De CDNA heeft geoordeeld dat Scopoli's Pijlstormvogel niet als dwaalgast in de Noordzee is uit te sluiten (op basis van verspreiding, trekgedrag en fotografisch gedocumenteerde waarnemingen langs bijvoorbeeld de kusten van Scilly, Engeland (Br Birds 103: 712-717, 2010), Polen, Zuid-Zweden en de oostkust van Noord-Amerika). Zonder overtuigende documentatie van de diagnostische kenmerken van één van beide soorten (cf Dutch Birding 20: 216-225, 1998) blijft de CDNA daarom gevallen behandelen als 'dubbelsoort'.

Ruud Altenburg, Ies Meulmeester, Mars Muusse, Theodoor Muusse en Pim Wolf hebben een artikel voor Dutch Birding geschreven over de herkenning van tweede-kalenderjaar Baltische Mantelmeeuw *Larus fuscus fuscus*. Daarin wordt geconcludeerd dat vogels die aan een (streng) set kenmerken voldoen in aanmerking zouden moeten komen voor aanvaarding, ook als ze ongeringd zijn. De CDNA wacht deze publicatie en mogelijke reacties daarop af voordat eventueel criteria worden aangepast en afgewezen gevallen in herroulatie worden genomen. Baltische Mantelmeeuwen worden op dit moment alleen aanvaard als duidelijk is dat ze als nestjong in een 'zuivere' kolonie zijn geringd. Voor Finse kolonies geldt dat alleen nominaat *fuscus* als broedvogel voorkomt maar in Noord-Noorwegen is de situatie complex omdat daar zowel zuivere als gemengde kolonies (met Kleine Mantelmeeuw *L f intermedius*) zijn. Afsproken is dat de CDNA bij een aantal meeuwendeskundigen informeert naar de huidige stand van zaken met betrekking tot het verspreidingsgebied van Baltische Mantelmeeuw.

Naar aanleiding van een geval van een 'blonde tapuit' *Oenanthe* is de vraag naar voren gekomen of de CDNA alleen exemplaren met kenmerken van *pleschanka/melanoleuca* ('dubbelsoort') kan aanvaarden of ook exemplaren met kenmerken van *pleschanka/melanoleuca/hispanica* ('triosoorst'; cf Dutch Birding 32: 382, 2010). Afgesproken is om dit van geval tot geval te bepalen.

Naar aanleiding van het artikel over de verschillen in zang bij Bergfluit *Phylloscopus bonelli* en Balkanbergfluit *P. orientalis* (Dutch Birding 33: 1-9, 2011) is afgesproken om gevallen waarvan zangopnames beschikbaar zijn en die nu als *bonelli/orientalis* zijn aangevoerd opnieuw te beoordelen.

In 2010 besloot de CDNA dat fotografisch bewijs van 'ongeringdheid' nodig was voor aanvaarding van waarnemingen van soorten waarvoor de 'omgekeerde bewijslast' geldt (cf Dutch Birding 32: 333, 2010). Inmiddels heeft de CDNA deze eis versoepeld omdat het voor oude gevallen onredelijk werd geacht om hieraan te voldoen; immers, een decennium geleden was het technisch veel lastiger dan tegenwoordig om iets op foto's of video's vast te leggen. Daarom besloot de CDNA dat in deze gevallen ook een gedetailleerde beschrijving (over de ongeringdheid en hoe deze is vastgesteld) kan voldoen, zeker in combinatie met foto's die daarvoor het bewijs net niet helemaal leveren. Over de herroulatie van alle gevallen van soorten waarvoor de 'omgekeerde bewijslast' geldt is het volgende afgesproken: voor Bronskopeend *Anas falcata*, Siberische Taling *A formosa* en Jufferkraanvogel *Grus virgo* wordt een volledig dossier samengesteld voordat ze gaan herrouleren; voor Ross' Gans *Anser rossii* geldt een 'generaal pardon'

omdat de CDNA het onbegonnen werk acht om alle waarnemingen te herbeoordelen (bovendien zijn de meeste ongeringde goed gefotografeerd en gepubliceerd en werd altijd op ringen gelet); van Buffelkopeend wordt alleen het geval van de Ezumakeeg herbeoordeeld; het geval van Lammergier *Gypaetus barbatus* (Noord-Holland, juni 2002) gaat herrouleren, zowel om vast te stellen of de ongeringdheid voldoende is gedocumenteerd als vanwege het feit dat recent verkregen informatie over de vergelijking van foto's met uitgezette exemplaren in de Alpen (of hun jongen) nieuw is voor de CDNA. Het onderzoek naar 'vagranity potential' van Rosse Fluiteend *Dendrocygna bicolor* is afgerond; de conclusies worden bij de roulerende waarnemingen gevoegd en kunnen worden meegenomen bij de beoordeling. Een vergelijkbaar onderzoek is nog gaande voor Kokardezaagbek *Lophodytes cucullatus*.

Omdat de CDNA tijdens deze vergadering niet volledig vertegenwoordigd was is besloten om een discussie over de status van Huiskraai *Corvus splendens* uit te stellen tot de volgende vergadering.

Naar aanleiding van correspondentie met de CDNA over een afgewezen waarneming is er gesproken over de openbaarheid van de persoonlijke commentaren van de commissieleden bij beoordeling van gevallen. Afgesproken is dat deze commentaren in principe niet openbaar zijn, tenzij er een specifieke reden is om ze beschikbaar te maken, bijvoorbeeld in het kader van het voorbereiden van een artikel. In dat geval gebeurt dit in overleg met de voorzitter. WILLEM VAN RIJSWIJK & DICK GROENENDIJK

Corrigenda

In het artikel 'Variation and difference in song between Western Bonelli's Warbler and Eastern Bonelli's Warbler' (Dutch Birding 33: 1-9, 2011) zijn de twee onderdelen van de legenda van figuur 1 (p 4) omgewisseld (groen is Western, blauw is Eastern).

De eerste-winter Lannervalk *Falco biarmicus* die werd gefotografeerd bij Gageron, Camargue, Bouches-du-Rhône, Frankrijk (Dutch Birding 33: 53, plaat 55, 2011), kon later worden gedetermineerd als Toendraslechtsvalk *F peregrinus calidus* (zie ook plaat 149 in dit nummer).

In het bijschrift bij plaat 64 (Dutch Birding 33: 57, 2011) werd niet de juiste fotograaf vermeld. De foto werd gemaakt door Michael Sammut.

Recent is gebleken dat de foto van een adulte meeuw *Larus* (Dutch Birding 32: 139, plaat 174, 2010) in de Khnifiss-lagune, Marokko, geen Afrikaanse Kelpmeeuw *L dominicanus vetula* betreft maar een Grote Mantelmeeuw *L marinus* (cf Birding World 24: 68-76, 2011, en WP reports in dit nummer (Dutch Birding 33: 142, 2011)). REDACTIE

In the paper 'Variation and difference in song between Western Bonelli's Warbler and Eastern Bonelli's Warbler' (Dutch Birding 33: 1-9, 2011) the two items of the legend of figure 1 (p 4) have been switched (green should be Western, blue should be Eastern).

The first-winter Lanner Falcon *Falco biarmicus* photographed at Gageron, Camargue, Bouches-du-Rhône, France (Dutch Birding 33: 53, plate 55, 2011), could be identified later as Tundra Peregrine Falcon *F peregrinus calidus* (see also plate 149 in this issue).

In the caption of plate 64 (Dutch Birding 33: 57, 2011) the wrong photographer was mentioned. The photograph was taken by Michael Sammut.

It recently appeared that the photograph of an adult gull *Larus* (Dutch Birding 32: 139, plate 174, 2010) at Khnifiss lagoon, Morocco, did not show a Cape Gull *L dominicanus vetula* but a Great Black-backed Gull *L marinus* (cf Birding World 24: 68-76, 2011, and WP reports in this issue (Dutch Birding 33: 142, 2011)). EDITORS

WP reports

This review lists rare and interesting birds reported in the Western Palearctic mainly from **February to late March 2011**. The reports are largely unchecked and their publication here does not imply future acceptance by a rarities committee. Observers are requested to submit their records to each country's rarities committee. Corrections are welcome and will be published.

SWANS TO GEESE The first **Bewick's Swans** *Cygnus bewickii* for Fair Isle, Shetland, Scotland, since 1971 were a group of five on 16 February of which one (124E) had been ringed in late December 2009 in the Netherlands; interestingly, previous reports of this individual were in Norfolk, England, on 10 January 2010, Latvia in October 2010, the Netherlands and Germany from November 2010 into January, and again Norfolk on 28 January. Field and ringing studies show that high numbers of **Tundra Bean Geese** *Anser serrirostris* regularly occur in northern Sweden which, until a couple of years ago, was unknown as it was routinely assumed that all bean geese here concerned **Taiga Bean Goose** *A fabalis*. Ringing recoveries also confirm the presence of a breeding population of Tundra Bean in Finnmark, Norway. All this implies that Taiga Bean is even much rarer than recent estimates indicated (Ornis Svecica 20: 174-183, 2010); in winter 2010/11, the total European population was

estimated at 40 000-50 000, showing a decrease of nearly 50% within six years (Thomas Heinicke in litt). A review of the historical distribution of **Lesser White-fronted Geese** *A erythropus* in Europe demonstrated that the species showed a dramatic decline in the past 150 years. Before the 1950s, migration and wintering sites were poorly known but population modelling indicates the possibility that the species' numbers reached 300 000 in the late 1800s. Hunting records indicate that it not only migrated over western Siberia and eastern Europe but also over western Europe. It is concluded that it can only be saved from extinction if the key sites are protected and hunting of all goose species is banned (Ornis Svecica 20: 190-201, 2010). Investigation of historical records also shows that the release of captive-reared young in Sweden during 1981-99 was a supplementation of a small but extant population and not a re-introduction (Ornis Svecica 20: 202-206, 2010). In the Netherlands, the total at the traditional site of Camperduin, Noord-Holland, increased to 86 on 6 March while, at the site of Oudeland van Strijen, Zuid-Holland, the number decreased from maxima of 45 on 6 February and 26 on 13 February to up to four since. With some singles at other sites, it may mean that the total wintering in the Netherlands does not exceed 100. In China, an adult **Red-breasted Goose** *Branta ruficollis*

137 Slaty-backed Gull / Kamtsjatkameeuw *Larus schistisagus*, Rainham Marshes, London, England, 14 January 2011 (Dominic Mitchell/birdingetc.com)





138 Bufflehead / Buffelkopeend *Bucephala albeola* (left) and Ring-necked Duck / Ringsnaveleend *Aythya collaris*, female, Paul da Praia, Terceira, Azores, 20 February 2011 (Richard Bonser)



139 Asian White-winged Scoter / Aziatische Grote Zee-eend *Melanitta deglandi stejnegeri*, adult male, Rossbeigh, Kerry, Ireland, 11 March 2011 (Chris Batty)

photographed at Yazi He, Guanghan, near Chengdu, on 3 January and still present on 16 February was the first for Sichuan and possibly the south-easternmost ever.

DUCKS No less than 1000 **White-headed Ducks** *Oxyura leucocephala* were reported from Cañada de Las Norias, Almería, on 23 January; apparently, the breeding numbers in Spain have increased following recent wet summers (Stephen Daly in litt). In Iceland, the long-staying adult female **Steller's Eider** *Polysticta stelleri* at Sigurðarstaðavík, Melrakkaslétta, was again reported on 10 February; it was first seen in April 2000. At Blāvand, Vestjylland, Denmark, the adult male **American Scoter** *Melanitta americana* first seen on 26 March 2003 was back on 9-22 February. Possibly the third this winter for Denmark was a male returning for its third consecutive winter at Melby Overdrev, Sjælland, on 2 March. The first **Asian White-winged Scoter** *M. deglandi stejnegeri* for Denmark was present for its second winter at Blāvands Huk from 18 February through mid-March; previously, it was seen from October 2009 to March 2010. The first for Ireland was an adult male identified in a flock of 300 Black Scoters *M. nigra* at Rossbeigh, Kerry, on 7 March; it stayed through mid-March and, apparently, it had been present as a 'Velvet Scoter *M. fusca*' in November 2009 and January 2010 and again from December 2010 through February. The first record for Europe concerns a male trapped alive at Le Crotoy, Somme, France, on 4 December 1886 (first identified as Velvet Scoter and preserved as a specimen in the Paris natural history museum); other records were males in Finland from 27 May to 8 June 1996 (Dutch Birding 19: 304-305, 1997), Iceland in April-May 2003 (Dutch Birding 26: 333, 2004) and Poland on 10 March 2007 (Dutch Birding 29: 168-173, 2007). For its seventh winter, the male **Bufflehead** *Bucephala albeola* remained at Barendrecht, Zuid-Holland, the Netherlands, through

March. The female/first-year at Paul da Praia and Cabrito reservoir, Terceira, Azores, from 17 December stayed through mid-March. The morphology and behaviour of a wild male hybrid **Eurasian Wigeon x Falcated Duck** *Anas penelope x falcata* in Niigata prefecture, Japan, in 2007 was described in much detail with many photographs in Ornithological Science 9: 123-130, 2010; the bird had features of both species but most of Falcated, and it joined courting parties of Eurasian Wigeon showing displays more like a Falcated than an Eurasian Wigeon. Long-staying male **American Black Ducks** *A. rubripes* were at Husøy, Vestfold, Norway; in Mayo, Ireland; and in Iceland at Höskuldarnes, Melrakkaslétta, through March. On 4 March, a male turned up at Ventry, Kerry. In Belgium, a dull-looking male **Baikal Teal** *A. formosa* was seen at Gent, Oost-Vlaanderen, on 21-22 January; probably the same (unringed) individual turned up briefly at Wissenkerke, Zeeland, the Netherlands, on 11 February.

SEABIRDS The adult **Pacific Loon** *Gavia pacifica* at Mount's Bay, Penzance, Cornwall, England, from 2 December remained through March (first seen in February 2007). In Ireland, the returning adult at Finvarra Point, Clare, was present from 22 January (first seen on 30 January 2010). Genetic analysis of **Amsterdam Albatross** *Diomedea amsterdamensis* on Amsterdam Island in the Indian Ocean confirmed that it is a distinct species (J Avian Biol 42: 69-79, 2011; cf Dutch Birding 23: 7-12, 2001). The unidentified storm petrels photographed south off Puerto Montt, Chile, in February 2009, and described by Jim Dowdall et al in Dutch Birding 31: 218-222, 2009, have been identified as a new species, '**Puerto Montt Storm Petrel**', by a Peter Harrison team with Karen Baird, Chris Gaskin, Shirley Metz and Michel Sallaberry Ayerza who trapped 12 individuals and logged 1500 sightings in a four day at-sea period in the



140 American Scoter / Amerikaanse Zee-eend *Melanitta americana*, male (right), with Black Scoter / Zwarte Zee-eend *M nigra*, male, Blåvand, Jylland, Denmark, 21 February 2011 (*Christian Andersen Jensen*)

141 Bonaparte's Gull / Kleine Kokmeeuw *Chroicocephalus philadelphia*, adult-winter (left), with Black-headed Gull / Kokmeeuw *C ridibundus*, adult-winter, Cobh, Cork, Ireland, 20 February 2011 (*Ronan McLaughlin*)





142 Yellow-crowned Night Heron / Geelkruinkwak *Nyctanassa violacea*, first-winter, Angra do Heroismo, Terceira, Azores, 20 February 2011 (*Richard Bonser*) **143** Killdeers / Killdeerplevieren *Charadrius vociferus*, airport, Santa Maria, Azores, 21 February 2011 (*Jan Kåre Ness*) **144** American Coot / Amerikaanse Meerkoet *Fulica americana*, first-winter, Termoncarragh Lough, Mayo, Ireland, 16 November 2010 (*Dermot Breen*)



area; two specimens collected in Rio Negro province, Argentina, in February 1972 and November 1983 now appear to concern the same species. A paper with full biometric, behavioural and morphological data is in preparation for publication in Dutch Birding. In the Canary Islands, two **Red-billed Tropicbirds** *Phaethon aethereus* flew past at Tallarte, Teide, Gran Canaria, on 9 March and an adult **Brown Booby** *Sula leucogaster* at Tinajo, Las Palmas, on 29 January.

HERONS TO GREBES The first **Yellow-crowned Night Heron** *Nyctanassa violacea* for the Azores and the WP was a first-year photographed at Angra do Heroísmo, Terceira, on 28 July 2010 but its true identity was hidden until late January when it appeared still present and it stayed through March. In Morocco, the **Western Reef Heron** *Egretta gularis* at Essaouira from 18 April 2010 was again seen on 6 February. An **American Great Egret** *Casmerodius albus egretta* on Graciosa, Azores, was still present in March. The **Great Blue Heron** *Ardea herodias* at Paul da Praia remained through mid-March. The annual winter count of **White Storks** *Ciconia ciconia* in the Netherlands on 8-9 January resulted in 592 individuals (compared with 497 in January 2010) which is less than a fifth of the total population as most migrate southward in late summer; in 2009, there were 742 breeding pairs with 890 fledglings (www.ooievaars.eu/frame.htm). Two **Lesser Flamingos** *Phoenicopterus minor* were reported from Larache, Morocco, on 3 January. **Pied-billed Grebes** *Podilymbus podiceps* stayed at Riocaldo, Begonte, Lugo, Spain, from July 2007 into February, in Cork, Ireland, from 11 December into February, and at Sobrado dos Monxes lagoon, Galicia, Spain, from 23 January. A total of five was present in the Azores on Flores, São Miguel and Terceira through February.

RAPTORS A juvenile **Black-winged Kite** *Elanus caeruleus* at the Araks river valley on 28 January was the first for Armenia. If accepted, a **Rüppell's Vulture** *Gyps rueppellii* with Griffon Vultures *G fulvus* at Rougon, Alpes-de-Haute-Provence, and in Drôme from 22 February through March will be the first or second for France. In 2010, the largest annual total ever of **Short-toed Snake Eagle** *Circaetus gallicus* was seen in Belgium with six individuals stopping over between 21 July and 25 August while, in addition, nine were seen passing by with 18 May being the earliest and 23 October the latest date (Natuur.oriolus 76: 134, 2010). At least two **Northern Harriers** *Circus cyaneus hudsonius* remained in Britain into March of which one was still at Thornham and Brancaster Staithe, Norfolk, and the other around Loch Barvas, Lewis, Outer Hebrides. In Ireland, the two juveniles in Wexford and Wicklow stayed until 16 and 17 February, respectively. An immature **Levant Sparrowhawk** *Accipiter brevipes* photographed at Kibuts Eilot in mid-February was the second in winter for Israel. In France, an adult **Lesser Spotted Eagle** *Aquila pomarina* remained at Consécanière, Camargue, Bouches-du-Rhône, through February and into March. The alleged **Lanner Falcon** *Falco biarmicus* at Gageron, Camargue, on 14-16 January (cf Dutch Birding 33: 53, plate 55, 2011) has

been re-identified as an immature **Tundra Peregrine Falcon** *F peregrinus calidus* and was still present on 13 February.

CRANES TO COOTS The last wild **Siberian Crane** *Grus leucogeranus* of the western population, an unringed adult male, wintered in Fereydoon Kenar wetland, Mazandaran, Iran, south of the Caspian Sea, from 25 October 2010 to 4 March, when it flew off; the species had not been noted in the previous winter but it probably concerns the same lonely individual present in the winter of 2008/09 (in the 1990s, a flock of up to 11 had still been present here; Dutch Birding 15: 34, 1993, 19: 134, 1997, 22: 40, 2000). The second-winter **Great Bustard** *Otis tarda* first seen on 24 December 2010 in the Netherlands was watched at Denderbelle, Oost-Vlaanderen, Belgium, on 27-30 December and again from 12 February to 4 March. Reportedly, an immature **Allen's Gallinule** *Porphyrio alleni* was found dead at Tahaddart, Tanger, Morocco, on 16 January. A first-winter **Purple Gallinule** *P martinica* found dead at Dartmoor, Devon, England, on 24 January was the third for Britain; on 13 January, one was picked up moribund in the Azores. In Ireland, the **American Coot** *Fulica americana* at Termoncarragh Lough, Mayo, from 15 November remained through March. In the Azores, one stayed at Paul da Praia, Terceira, from 18 January through mid-March.

WADERS In Scotland, a **Killdeer** *Charadrius vociferus* turned up at the beach of Lossit Bay, Islay, Argyll, on 31 January. Three pairs and a seventh individual were present in the Azores: on Santa Maria on 19-21 February (copulating; joined by a third on 20-21 February); at Santa Cruz, Flores, on 24-25 February; and at Ponta Delgada, Flores, on 24 February. A first-winter **Great Knot** *Calidris tenuirostris* at Lutembe lagoon, Entebbe, from 8 December 2010 into January was the first for Uganda (Birding World 24: 45, 2011). The **Baird's Sandpiper** *C bairdii* at Ebro delta, Tarragona, Spain, from 18 January stayed until at least 19 February. The **Hudsonian Whimbrel** *Numenius hudsonicus* on São Miguel was again seen on 19 February. In the Netherlands, the first-winter **Greater Yellowlegs** *Tringa melanoleuca* at Noord-Beveland, Zeeland, on 17-26 October and again from 9 December remained through mid-March. In the Azores, one stayed on Terceira from 31 January until at least 7 March and at Ponta Delgada fishing harbour, São Miguel, on 6 February, sometimes in one view together with a **Lesser Yellowlegs** *T flavipes*. In Morocco, a Lesser Yellowlegs was reported at Sidi Moussa, Oualidia, on at least 19 and 24 February.

GULLS/TOTERNS In Iceland, an adult **Ivory Gull** *Pagophila eburnea* was reported at Höfn on 21 February. Adult **Bonaparte's Gulls** *Chroicocephalus philadelphia* occurred at Cobh, Cork, Ireland, on 6-20 February and at Lligwy Bay, Anglesey, Wales, from 12 February into March. A first-winter turned up on the Ythan Estuary, Aberdeenshire, Scotland, on 6 March. In the Azores, four were still present on Terceira on 8 March. An adult



145 Great Bustard / Grote Trap *Otis tarda*, second-winter male, Denderbelle, Oost-Vlaanderen, Belgium, 23 February 2011 (*Ignaas Robbe*)

146 Great Bustard / Grote Trap *Otis tarda*, second-winter male, Denderbelle, Oost-Vlaanderen, Belgium, 2 March 2011 (*Edwin Winkel*)





147 Northern Hawk Owl / Sperweruil *Surnia ulula*, Bad Vibel, Hessen, Germany, 13 February 2011 (Thomas Langenberg) **148** Middle Spotted Woodpecker / Middelste Bonte Specht *Dendrocopos medius*, Asikkala, Vääkky, Finland, 29 November 2010 (Pekka Komi) **149** Tundra Peregrine Falcon / Toendraslechtvalk *Falco peregrinus calidus*, immature, Gageron, Bouches-du-Rhône, France, 13 February 2011 (Amine Flitti)





150 Wallcreeper / Rotskruiper *Tichodroma muraria*, Dourdan, Essonne, France, 6 March 2011
(Jan den Hertog)

151 Oriental Turtle Dove / Oosterse Tortel *Streptopelia orientalis orientalis*, Chipping Norton, Oxfordshire, England, 5 March 2011 (David Hutton)





152 Pallas's Rosefinch / Pallas' Roodmus *Carpodacus roseus*, male, Ulyanovsk, Ulyanovsk province, Russia, 26 January 2011 (Andrei Moskvichev)

Franklin's Gull *Larus pipixcan* photographed at Crocodile Island, Luxor, on 12 March was the second-ever Nearctic vagrant for Egypt; the nearest records were adults at Eilat, Israel, on 3-6 June 2003 and 1-4 July 2006. A **Mediterranean Gull** *L. melanocephalus* colour-ringed (30V2) as a nestling in the Netherlands at Hellevoetsluis, Slijkplaat, Zuid-Holland, on 17 June 2010 was first seen at Great Yarmouth, Norfolk, on 16 October and then, surprisingly, in the Azores at Praia da Vitoria, Terceira, in February. A **Sooty Gull** *L. hemprichii* off North Beach, Eilat, on 15 February would be (only) the sixth for Israel (the most recent report was the first for the Mediterranean on 21 September 1998). A fifth calendar-year **Thayer's Gull** *L. thayeri* in Galicia, possibly first seen in February 2008 and again on 20 March 2010, was photographed at San Ciprián, Lugo, on 13 March and, if accepted, will be the first for Spain. In England, the **Slaty-backed Gull** *L. schistisagus* at Rainham Marshes, London, on 13-14 January was seen briefly at Pitsea, Essex, on 3 and 6 February and then again sporadically at Rainham Marshes from 16 February into March; the only other record in Europe was in Lithuania in November 2008 and then in Latvia in April 2009 (Dutch Birding 30: 426, 2008, 31: 54, plate 32, 55, 2009). It has been shown that **Cape Gull** *L. dominicanus vetula* only occurred rarely and has not yet been proven to breed at Khnifiss lagoon in south-western Morocco (Birding World 24: 68-76, 2011). It appears that most if not all nesting large black-backed gulls reported at this site since February 2008 in fact concern **Great Black-backed Gull** *L. marinus* (contra Dutch Birding 31: 127, 192, 2009, 32: 56, 138-139, plate 174, 209, 2010). These are the latter spe-

cies' first breeding records for Africa, c 2000 km south of its nearest known breeding site in western France, although a mixed pair of Great Black-backed and Yellow-legged Gull *L. michahellis* bred near Sintra, Portugal from 2004-2009 (Anuario Ornitológico 7: 26, 2009-2010). As a consequence, **Cape Gull** is still a great rarity in the WP with only a few adults to be accepted for Khnifiss lagoon (the only ones documented by photographs were two on 23 April 2009, one on 20 May 2009 and two on 7 July 2010), and just a few photographed though not yet accepted elsewhere in Morocco (a first-winter on 16 April 2009 at Dakhla, Western Sahara, and an adult at Oued Souss, Agadir, on 10 April 2010; Dutch Birding 32: 204, plate 262, 2010). In the Azores, a **White-winged Tern** *Chlidonias leucopterus* remained at Praia da Vitória, Terceira. In Ireland, the returning **Forster's Tern** *Sterna forsteri* at Nimmo's Pier, Galway, from mid-November remained through March. In the Azores, one was wintering on Terceira through mid-March. The first-winter at Peniche, Portugal, from 12 November 2010 was still present on 14 February.

DOVES TO PARAKEETS In England, a second calendar-year **Oriental Turtle Dove** *Streptopelia orientalis orientalis* at Chipping Norton, Oxfordshire, on 15-18 December was relocated on 14 February and stayed into March (Birding World 24: 61-65, 2011). The **Rufous Turtle Dove** (Western Oriental Turtle Dove) *S. o. meena* first seen at Ayvalik, Balıkesir, Turkey, on 12 January was last reported on 23 January. A **Great Spotted Cuckoo** *Clamator glandarius* at Wamm Farms on 16 February was the second for the United Arab Emirates (UAE). The

long-staying male **Snowy Owl** *Bubo scandiacus* on Lewis, Outer Hebrides, was seen again on 4 March. In Estonia, one occurred on Hiiumaa on 28 January. In Germany, a **Northern Hawk Owl** *Surnia ulula* was taken into care at Bad Vilbel, Hessen, on 10 January and released on 13 February. A male **Belted Kingfisher** *Megasceryle alcyon* was reported at Claudy, Derry, Northern Ireland, on 6 February. On 30 August 2010, a **Blue-cheeked Bee-eater** *Merops persicus* was photographed at Plön, Schleswig-Holstein, Germany; it indicates that more than one were present in north-western Europe in summer 2010 with additional records on Gotland, Sweden, in June; at Pas-de-Calais, France, in July; and at three sites in the Netherlands in August (cf Dutch Birding 32: 324-328, 2010). The first **Middle Spotted Woodpecker** *Dendrocopos medius* for Finland at Vääksy, Asikkala, from 13 November 2010 was still present through February. A count at nine roosts in the Netherlands of **Rose-ringed Parakeets** *Psittacula krameri* in mid-January resulted in almost 10 000 individuals; the roosts were located in five towns: Amsterdam and Haarlem in Noord-Holland, Den Haag and Rotterdam in Zuid-Holland, and Utrecht in Utrecht. A recent estimate for England was 30 000, mostly in Kent and London (Br Birds 104: 132-134, 2011). On Mallorca, Balearic Islands, two out of five breeding 'invasive' species, **Egyptian Goose** *Alopochen aegyptiaca* and **Rose-ringed Parakeet**, are not considered 'harmful' while the remaining three will be exterminated: **Monk Parakeet** *Myiopsitta monachus*, **Common Myna** *Acridotheres tristis* and **Common Waxbill** *Estrilda astrild* (Annuaire Ornitológic de les Balears 24: 67-71, 2009).

CROWSTO WAGTAILS In Ireland, the **House Crow** *Corvus splendens* at Cobh from 5 September 2010 stayed into March. In the Netherlands, the highest total counted at Hoek van Holland, Zuid-Holland, this winter was 29 on 24 January. Two **Pied Crows** *C. albus* were still present 152 km north-east of Dakhla, Western Sahara, on 29 January (cf Dutch Birding 32: 329-332, 2010). The **'Pleske's Tit'** *C. cyaneus x caeruleus* at Grans, Bouches-du-Rhône, from 1 December 2010 to 16 January was seen again on 11 February. A flock of five **Crested Larks** *Galerida cristata* remained at Hirtshals, Nordjylland, Denmark, through February, one wintered at Vantaa, Finland, and just two were present in the Netherlands at Venlo, Limburg (this species rapidly declined in the Netherlands from up to 10 000 pairs in the 1960s and 300 in 1995 to hardly any in 2010). In March, there were still some 10s of **White-headed Long-tailed Tits** *Aegithalos caudatus caudatus* present in the Netherlands from the influx of more than 600 that started on 14 October 2010; also, a handful remained in Kent, England, and many more all over France. The third **Hume's Leaf Warbler** *Phylloscopus humei* for Kuwait stayed at Al-Abraq from mid-January into February; in southern Arava, Israel, one was present at Ketura on

11-19 February. Also in Israel, a first-winter male **Ménétriés's Warbler** *Sylvia mystacea* was found at Yotvata on 18 February. In Portugal, one of two **Wallcreepers** *Tichodroma muraria* at Santa Luzia dam from 15 December was still present on 5 February. In the north-western half of France, one was photographed at the cathedral of Le Mans, Sarthe, on 6 February and one stayed at Dourdan, Essonne (c 50 km south of Paris), from 6 February. In Nordrhein-Westfalen, Germany, one was photographed at Bonn-Oberkassel on 6-9 March at least. A **Dusky Thrush** *Turdus eunomus* at Hili Oasis, Abu Dhabi, on 23-24 February was the third for the UAE. In Israel, a first-winter male **Black-throated Thrush** *T. atrogularis* was seen at Kerem Ben Zimra, Upper Galilee, from 26 January into February. The first-winter male at Loppem, West-Vlaanderen, Belgium, from 7 December 2010 was last seen on 17 January. A female-type **Red-flanked Bluetail** *Tarsiger cyanurus* at Mushrif palace garden, Abu Dhabi, on 22 January was the second for the UAE. The wintering female **Moussier's Redstart** *Phoenicurus moussieri* in Malta from 13 December 2010 was still present in February. An adult **Masked Wagtail** *Motacilla personata* photographed at Jahra pools on 1 March was the first for Kuwait. The second for Israel was photographed at Ma'agan Michael on 18 March. DNA-samples of a male yellow wagtail at Colyford, East Devon, England, on 4-19 December 2010 and trapped on 14 December show that it concerned possibly the first **Eastern Wagtail** *M. tschutchensis* for Britain and the WP although, apparently, **Manchurian Wagtail** *M. macronyx* and **Green-headed Wagtail** *M. taiwana* were not yet ruled out completely. In Malta, a **Water Pipit** *Anthus spinoletta* remained through January-February at Ghadira. In European Russia, a male **Pallas's Rosefinch** *Carpodacus roseus* was photographed in Ulyanovsk, Ulyanovsk province, on 25-26 January.

For a number of reports, Birding World, Birdwatch, Ornithos, Sovon-nieuws, www.birdguides.com, www.netfugl.dk, www.rare-birdalert.co.uk and www.trekstellen.nl were consulted. We wish to thank Phil Abbott, Peter Adriaens, Peter Alfreij, Khaled Al-Ghanem, Abdul Rahman Al-Sirhan, Garry Bakker, Patrick Bergier, Max Berlijn, Richard Bonser, Simon Buckell, Mori Chen, Rolf Christensen, Martin Collinson, José Luis Copete, Filipe Correia, Andrea Corso, Pierre-André Crochet, Mark Dennis, Kris De Rouck, Klaas van Dijk, Nils van Duivendijk, Enno Ebels, Lee Evans, Tommy Frandsen, Raymond Galea, Steve Gantlett, Barak Granit, Geert Groot Koerkamp, Marcello Grusso, Ricard Gutiérrez, Thomas Heinicke, Tsovinar Hovhannisyas, Justin Jansen, João Jara, Frédéric Jiguet, Albert de Jong, Olof Jönsson, Lyndon Kearsley, Alex Lees, Zhu Lei, André van Loon, Erik Maassen, Frank Majoor, Gerbrand Michielsens (Azores), Richard Millington, Dominic Mitchell (www.birdingetc.com), Geir Mobakken (Norway), Nial Moores, Andrei Moskvichev, Killian Mullaney, Gerald Oree, Gert Ottens, Andy Paterson, Yoav Perlman (IRDC), Suzan Phillips, Galina Pilyugina, René Pop, Magnus Robb, Staffan Rodebrand (Azores), Luciano Ruggieri, Michael Sammut, George Sangster, Itai Shanni, Deryk Shaw, Roy Slaterus, Laurens Steijn, Peter de Vries, Willem van der Waal, Clive Williams, Edwin Winkel, Steven Wytema and Emin Yoğurtçuoğlu for their help in compiling this review.

Arnoud B van den Berg, Duinlustparkweg 98, 2082 EG Santpoort-Zuid, Netherlands (arnoud.vandenberg@planet.nl)

Marcel Haas, Helmweg 12C, 1759 NE Callantsoog, Netherlands (zoodauma@gmail.com)

Recente meldingen

Dit overzicht van recente meldingen van zeldzame en interessante vogels in Nederland beslaat voornamelijk de periode **januari-februari 2011**, maar ook enkele waarnemingen uit maart 2011 zijn verwerkt. De vermelde gevallen zijn merendeels niet geverifieerd en het overzicht is niet volledig. Alle vogelaars die de moeite namen om hun waarnemingen aan ons door te geven worden hartelijk bedankt. Waarnemers van soorten in Nederland die worden beoordeeld door de Commissie Dwaalgasten Nederlandse Avifauna wordt verzocht hun waarnemingen zo spoedig mogelijk toe te zenden aan: CDNA, p/a Duinlustparkweg 98A, 2082 EG Santpoort-Zuid, Nederland, e-mail cdna@dutchbirding.nl. Hiertoe gelieve men gebruik te maken van CDNA-waarnemingsformulieren die verkrijgbaar zijn via de website van de DBA op www.dutchbirding.nl of bovenstaand adres.

EENDEN Op minimaal 20 plekken verspreid over het land doken **Sneeuwganzen** *Anser caerulescens* op. Voor een (onbekend) deel ging het om escapes. Op 1 januari trok een exemplaar samen met Brandganzen *Branta leucopsis* over Kinderdijk, Zuid-Holland. **Taigarietganzen** *A fabalis* genoten volop belangstelling. Op meerdere plekken werden overtuigende exemplaren of groepjes herkend. Maximaal acht die zich vanaf 20 januari op-

hielden bij Wassenaar, Zuid-Holland, trokken het meeste publiek. Het aantal **Dwergganzen** *A erythropus* bij Camperduin, Noord-Holland, nam in deze periode geleidelijk aan toe tot maximaal 86 op 6 maart. Op meer dan 15 andere plekken werden kleine aantallen gezien. Meer of minder overtuigende eerstejaars **Groenlandse Kolganzen** *A albifrons flavirostris* werden gemeld op 16 januari bij Zwartsluis, Overijssel; op 29 januari bij Overschild, Groningen; op 30 januari bij Munnikezijl, Friesland; op 6 en 7 februari bij Dalftsen, Overijssel; op 20 februari bij Scharmer, Groningen; op 22 februari opnieuw bij Overschild; en op 27 februari bij Garrelsweer, Groningen. Een **Hutchins' Canadese Gans** *B hutchinsii hutchinsii* bevond zich op 16 januari bij Roosteren, Limburg. Indien aanvaard betreft dit een nieuwe soort voor Limburg en het achtste exemplaar voor Nederland. Uit alle provincies kwamen meldingen van solitaire of kleine groepen **Roodhalsganzen** *B ruficollis*. Een goede trefkans had men – zoals gebruikelijk – in het Lauwersmeergebied, Groningen/Friesland, en het Deltagebied, Zeeland/Zuid-Holland. De influx van **Witbuikrotganzen** *B hrota* die zich in de laatste dagen van 2010 aftekende zorgde ook in deze periode voor hoge aantallen. In totaal werden in deze periode ruim 1400 waarnemingen ingevoerd op www.waarneming.nl. Het merendeel

153 Grote Geelpootruiter / Greater Yellowlegs *Tringa melanoleuca*, eerste-winter, Colijnsplaat, Zeeland, 23 februari 2011 (Arno ten Hoeve)





154 Witoogeed / Ferruginous Duck *Aythya nyroca*, vrouwtje, Delfgauw, Zuid-Holland, 1 maart 2011
(John van der Graaf)

155 Ringsnaveleend / Ring-necked Duck *Aythya collaris*, mannetje, Lepelaarsplassen, Flevoland, 27 februari 2011
(Han Onderwater)



Recente meldingen

daarvan was afkomstig uit het noorden en zuidwesten, waar op enkele plekken 10-tallen exemplaren verbleven. De grootste groep, in de omgeving van Petten, Noord-Holland, piekte eind januari op c. 180 exemplaren. Kleine aantallen belandden in het binnenland, zoals zes die van 27 december tot 3 januari bij Hoogeveen, Drenthe, verbleven. Langs de Waddenzee en in het Deltagebied werden opnieuw verschillende **Zwarte Rotganzen** *B nigricans* ontdekt in groepen Rotganzen *B bernicla*. Zowel op Wieringen, Noord-Holland, als Ameland, Friesland, hielden zich minimaal drie verschillende exemplaren op. Een populair vrouwtje **Witoozeend** *Aythya nyroca* verbleef van 22 februari tot in maart in Delfgauw, Zuid-Holland. Op drie andere plekken werden eveneens exemplaren gemeld. Een mannetje **Ringsnaveleend** *A collaris* werd op 27 februari gefotografeerd in de Lepelaarsplassen bij Almere, Flevoland. Leuk was de waarneming van een vrouwtje **Ijseend** *Clangula hyemalis* op de Sloterplas in Amsterdam, Noord-Holland, van 22 januari tot 8 februari. Andere exemplaren die veel bekijks trokken verbleven bij Huizen, Noord-Holland (het al negen winters lang terugkerende mannetje), en bij Rhederlaag en Maurik in Gelderland (onvolwassen mannetje). Het mannetje **Buffelkopeend** *Bucephala albeola* van Barendrecht, Zuid-Holland, verbleef vanaf 14 januari tot in maart weer geregeld op de Gaatkensplas. Een ongeringd mannetje **Siberische Taling** *Anas formosa* liet zich op 11 februari gedurende een uur bekijken bij Wissenkerke,

Zeeland; net lang genoeg voor een 10-tal vogelaars uit de buurt. Daarna verdween de vogel uit zicht boven de Oosterschelde.

DUIKERS TOT ALKEN Binnenlandse **Ijsduikers** *Gavia immer* zwommen tot 15 februari bij Thorn, Limburg, op 6 februari bij Heel, Limburg, en van 13 februari tot in maart op de Kraaijenbergse Plassen bij Cuijk, Noord-Brabant. Verder werden op vijf plekken in het Delta-gebied exemplaren waargenomen. Er werden c 10 **Grote Aalscholvers** *Phalacrocorax carbo carbo* gemeld, waarvan de vogel die de gehele periode op de Klinkenbergerplas bij Oegstgeest, Zuid-Holland, aanwezig was verreweg het meeste bekijks trok. De vogel van het Engelenmeer bij 's-Hertogenbosch, Noord-Brabant, die daar in maart 2007 voor het eerst werd gezien dook ook weer op. Een **Koereiger** *Bubulcus ibis* werd op 14 januari gemeld bij Nieuwkoop, Zuid-Holland. Op 10-tallen plekken verspreid over het land overwinterden **Ruigpootbuizerds** *Buteo lagopus*. De soort was daarmee beduidend talrijker dan in andere recente winters. In totaal werden in deze periode ruim 2500 waarnemingen ingevoerd op www.waarneming.nl; om hoeveel exemplaren het ging valt niet eenvoudig af te leiden. Enkele veel bezochte exemplaren bevonden zich langs de Dodaarsweg bij Zeewolde, Flevoland, waar akkerpercelen waren ingezaaid als foerageergebied voor kiekendieven *Circus*. Bijzonder was het overwinteren van een **Kraanvogel** *Crus grus* op Texel, Noord-

156 Taigarietganzen / Taiga Bean Geese *Anser fabalis*, Wassenaar, Zuid-Holland, 19 februari 2011
(Willem Pompert)





157 Oehoe / Eurasian Eagle Owl *Bubo bubo*,
Winterswijk, Gelderland, 2 maart 2011
(Co van der Wardt)



158 Pestvogels / Bohemian Waxwings *Bombycilla garrulus*,
adulte mannetjes, Naaldwijk, Zuid-Holland,
3 februari 2011 (Arnoud B van den Berg)

Holland, tot ten minste 10 februari. De overwinterende **Grote Geelpootruiter** *Tringa melanoleuca* werd tot in maart waargenomen in de omgeving van Colijnsplaat, Zeeland. Een **Rosse Franjepoot** *Phalaropus fulicarius* hield zich op 9 januari op bij Lauwersoog, Groningen. Er werd slechts één **Kleine Burgemeester** *Larus glaucooides* gemeld, namelijk op 9 januari op Terschelling, Friesland. Ook **Grote Burgemeesters** *L. hyperboreus* waren opmerkelijk zeldzaam, met waarnemingen op 1 januari bij Scheveningen, Zuid-Holland; op 6 januari op Texel; op 22 januari op Vlieland, Friesland; op 14 februari opnieuw op Texel; en op 20 februari bij Terneuzen, Zeeland. Een opvallende waarneming van een **Alk** *Alca torda* kwam uit de haven van Dordrecht, Zuid-Holland, waar op 18 en 19 januari een exemplaar verbleef; de vogel werd aanvankelijk als pinguïn gemeld door de lokale pers... Een Limburgse vogelaar zag zijn kans schoon om de soort eindelijk aan zijn Nederlandse lijst toe te voegen.

KRAAIEN TOT GORZEN Er werden verspreid over de periode meer mogelijke **Russische Kauwen** *Corvus monedula soemmerringii* dan in de meeste winters opgemerkt, vooral in Overijssel en ook in Drenthe en Friesland; op 14 januari werd een exemplaar gefotografeerd in Den Helder, Noord-Holland. De hoogste telling van **Huis-kraaien** *Corvus splendens* in Hoek van Holland, Zuid-Holland, betrof 29 exemplaren op 24 januari. Met in

deze periode alleen nog de twee **Kuifleeuweriken** *Galerida cristata* bij Tradeport-West in Venlo, Limburg, lijken de dagen van deze soort als Nederlandse broedvogel spoedig geteld. Twee binnenlandse **Strandleeuweriken** *Eremophila alpestris* lokten van 17 januari tot 13 februari de nodige belangstellenden naar Sibbe, Limburg. Ten noorden van Rotterdam, Zuid-Holland, werden alleen **Cetti's Zangers** *Cettia cetti* waargenomen bij Huizen en Diemen in Noord-Holland. Op 10-tallen plekken verspreid over het land verbleven nog kleine groepen **Witkopstaartmezen** *Aegithalos caudatus caudatus*. De grootste groepen bestonden uit c 10 vogels. Ook **Pestvogel** *Bombycilla garrulus* verbleven nog op 10-tallen plekken. De grootste groepen bestonden uit c 40 vogels. De enige **Taigaboombkruiper** *Certhia familiaris familiaris* die zich door veel vogelaars liet bestuderen overwinterde tot in maart in Meijndel bij Wassenaar, Zuid-Holland. Twee **Zwartbuikwaterspreeuwen** *Cinclus cinclus cinclus* verbleven nog de gehele periode regelmatig zingend in de Amsterdamse Waterleidingduinen, Noord-Holland, tot groot plezier van talloze vogelaars en fotografen. Een derde vogel hield zich op van 8 januari tot 10 februari in Elswout bij Overveen, Noord-Holland. Mogelijk was dit dezelfde die op 30 november in het nabijgelegen Middenduin werd gezien. Ongevoen voor de tijd van het jaar was de **Grote Pieper** *Anthus richardi* die op 13 februari over Breskens, Zeeland, vloog. De gehele periode verbleef een popu-

Recente meldingen



159 Siberische Taling / Baikal Teal *Anas formosa*, mannetje, Wissenkerke, Zeeland, 11 februari 2011 (*Mark Hoekstein*)
160 Hutchins' Canadese Gans / Hutchins's Cackling Goose *Branta hutchinsii hutchinsii*, Roosteren, Limburg, 16 januari 2011 (*Ceert Lamers*) **161** Buffelkopspeend / Bufflehead *Bucephala albeola*, adult mannetje, Gaatkensplas, Barendrecht, Zuid-Holland, 3 februari 2011 (*Arnoud B van den Berg*) **162** Vermoedelijke Russische Kauw / presumed Russian Jackdaw *Corvus monedula soemmerringii*, Den Helder, Noord-Holland, 14 januari 2011 (*Cor Fikkert*)

laire **Europese Kanarie** *Serinus serinus* in Rijkevoort, Noord-Brabant. Het aantal overige waarnemingen was op de vingers van twee handen te tellen. **Fraters** *Carduelis flavirostris* waren goed vertegenwoordigd, met niet alleen 100en exemplaren in het noorden en zuidwesten maar ook enkele groepen in het binnenland, zoals bij Duiven, Gelderland. Forse groepen **Ijsgorzen** *Calcarius lapponicus* werden nog waargenomen in de Emmapolder, Groningen (70), bij Colijnsplaat, Zeeland (62) en bij Haamstede (60). Ook op enkele 10-tallen an-

dere plekken in het noorden, westen en zuidwesten werden overwinteraars aangetroffen. Langs de Dodaarsweg bij Zeewolde bevond zich op 3 januari een **Grauwe Gors** *Emberiza calandra*. Vanaf 9 februari verbleven hier langdurig drie exemplaren. Op minimaal acht plekken in Limburg en Zeeuws-Vlaanderen werden eveneens exemplaren aangetroffen.

We bedanken Max Berlijn voor zijn hulp bij het samenstellen van dit overzicht.

Roy Slaterus, Bervoetsbos 71, 2134 PM Hoofddorp, Nederland (roy.slaterus@dutchbirding.nl)
Vincent van der Spek, Acaciastraat 212, 2565 KJ Den Haag, Nederland (vincent.van.der.spek@dutchbirding.nl)