

DUTCH BIRDING

VOLUME 27 • NO 1 • 2005



Dutch Birding



*Internationaal tijdschrift over
Palaarctische vogels*

REDACTIE
Dutch Birding
Postbus 116
2080 AC Santpoort-Zuid
Nederland
fax 023-5376749
e-mail editors@dutchbirding.nl

FOTOREDACTIE
Dutch Birding
p/a René Pop
Postbus 31
1790 AA Den Burg-Texel
Nederland
e-mail rene.pop@dutchbirding.nl

ABONNEMENTENADMINISTRATIE
p/a Jeannette Admiraal
Iepenlaan 11
1901 ST Castricum
Nederland
e-mail circulation@dutchbirding.nl

BESTUUR
Dutch Birding Association
Postbus 75611
1070 AP Amsterdam
Nederland
e-mail dba@dutchbirding.nl

**COMMISSIE DWAALGASTEN
NEDERLANDSE AVIFAUNA**
CDNA
Postbus 45
2080 AA Santpoort-Zuid
Nederland
e-mail cdna@dutchbirding.nl

**COMMISSIE SYSTEMATIEK
NEDERLANDSE AVIFAUNA**
CSNA, p/a George Sangster
Stevenshof 17
2312 GM Leiden
Nederland
e-mail csna@dutchbirding.nl

TELEFOONLIJNEN
0900-BIRDING (= 0900-2473464)
(vogellijn, EUR 0.35/min)
010-4281212 (inspreeklijn)

INTERNET
www.dutchbirding.nl

Dutch Birding

HOOFDREDACTEUR Arnoud van den Berg (tel 023-5378024,
e-mail amoud.van.den.berg@dutchbirding.nl)

ADJUNCT HOOFDREDACTEUR Enno Ebels (tel 030-2961335, e-mail enno.ebels@dutchbirding.nl)

UITVOEREND REDACTEUR André van Loon (tel / fax 020-6997585,
e-mail andre.van.loon@dutchbirding.nl)

FOTOGRAFISCH REDACTEUR René Pop (tel 0222-316801, fax 0222-316802,
e-mail rene.pop@dutchbirding.nl)

REDACTIERAAD Peter Adriaens, Marten van Dijl, Ferdy Hieselaar, Magnus Robb, Roy Slaterus,
Roland van der Vliet en Rik Winters

REDACTIEMEDEWERKERS Peter Barthel, Mark Constantine, Gunter De Smet, Dick Forsman,
Ricard Gutiérrez, Anthony McGeehan, Killian Mullarney, Klaus Malling Olsen, George
Sangster en Lars Svensson

REDACTIEMEDEWERKERS Rob van Bemmelen, Ruud van Dongen, Gerald Driessens, Nils van
Duivendijk, Joris Elst, Dick Groenendijk, Klaas Haas, Jan van der Laan, Hans van der
Meulen, André van der Plas, Kees Roselaar, René van Rossum en Peter de Rouw

PRODUCTIE EN LAY-OUT André van Loon en René Pop

ADVERTENTIES Laurens Steijn, p/a Dutch Birding, Postbus 75611, 1070 AP Amsterdam
e-mail advertising@dutchbirding.nl

ABONNEMENTEN De abonnementsprijs voor 2005 bedraagt: EUR 32.00 (Nederland), EUR
35.00 (Europa) en EUR 38.00 (landen buiten Europa).
U kunt zich abonneren door het overmaken van de abonnementsprijs op girorekening
01 50 697 (Nederland), girorekening 000 1592468 19 (België) of bankrekening
54 93 30 348 van ABN•AMRO (Castricum), o/v 'abonnement Dutch Birding'. Alle reke-
ningen zijn ten name van de Dutch Birding Association. Het abonnement gaat in na
ontvangst van de betaling.

Dutch Birding is een tweemaandelijks tijdschrift. Het publiceert originele artikelen en
mededelingen over morfologie, systematiek, voorkomen en verspreiding van vogels in de
Benelux, Europa en elders in het Palaarctische gebied. Het publiceert tevens bijdragen over
vogels in het Aziatisch-Pacifische gebied en andere gebieden.

De volgorde van vogels in Dutch Birding volgt in eerste instantie een klassieke 'Wetmore-
indeling'. Binnen dit raamwerk worden voor taxonomie en naamgeving de volgende
overzichten aangehouden: *Zeldzame vogels van Nederland* door A B van den Berg &
C A W Bosman (2001, Haarlem) (taxonomie en wetenschappelijke, Nederlandse en Engelse
namen van Nederlandse vogels); *Palaearctic birds* door M Beaman (1994, Stonyhurst)
(Engelse namen van overige Palaarctische vogels); *Vogels van de wereld - complete
checklist* door M Walters (1997, Baarn) (Nederlandse namen van overige vogels van de
wereld); en *The Howard and Moore complete checklist of the birds of the world* (derde
editie) door E C Dickinson (redactie) (2003, Londen) (taxonomie en wetenschappelijke
en Engelse namen van overige vogels van de wereld). Voor afwijkingen van en aanvullingen
op bovenstaande overzichten zie Dutch Birding 19: 21-28, 1997; 20: 22-32, 1998; 24: 22-
24, 2002; 25: 49-50, 2003; 26: 49-51, 2004; 27: 42-43, 2005.

Een lijst met tarieven voor de vergoeding van auteurs, fotografen en tekenaars is verkrijgbaar
bij de redactie.

Dutch Birding Association

BESTUUR Theo Admiraal (penningmeester), Gijsbert van der Bent (voorzitter, tel 071-
4024547), Wietze Jansse, Marc Plomp (secretaris, tel 0348-433730) en Laurens Steijn; tevens
is de redactie van Dutch Birding met een zetel vertegenwoordigd.

BESTUURSMEDWERKERS Jeannette Admiraal, Leon Boon, Lucien Davids, Arjan van Egmond,
Albert van den Ende, Klaas Haas, Marcel Haas, Leo Heemskerk, Arnold Meijer, Rob Olivier,
Patrick Palmen, Sven Rijnbeek, Chris van Rijswijk, Marcel Scholte, Vincent van der Spek,
Jeroen van Vianen en Peter Weiland.

Commissie Dwaalgasten Nederlandse Avifauna (CDNA)

LEDEN Theo Bakker, Ruud Brouwer, Bert de Bruin (secretaris, tel 050-5716672), Nils van
Duivendijk, Teus Lijndijk, Laurens Steijn, Roland van der Vliet (voorzitter, tel 030-
2970013) en Pim Wolf. **MEDWERKER** Max Berlijn (archivaris). De CDNA is een commissie
van de Dutch Birding Association en de Nederlandse Ornithologische Unie.

Commissie Systematiek Nederlandse Avifauna (CSNA)

LEDEN Arnoud van den Berg, André van Loon, Kees Roselaar en George Sangster (secretaris,
tel 071-5143790). De CSNA is een commissie van de Dutch Birding Association en de
Nederlandse Ornithologische Unie.

© 2005 Stichting Dutch Birding Association. Het copyright van de foto's en tekeningen blijft
bij de fotografen en tekenaars. ISSN 0167-2878.

Drukkerij robstolk®, Mauritskade 55, 1092 AD Amsterdam, Nederland

Dutch Birding

CHIEF EDITOR Arnoud van den Berg (tel +31-235378024, e-mail arnoud.van.den.berg@dutchbirding.nl)

DEPUTY CHIEF EDITOR Enno Ebels (tel +31-302961335, e-mail enno.ebels@dutchbirding.nl)

EXECUTIVE EDITOR André van Loon (tel / fax +31-206997585, e-mail andre.van.loon@dutchbirding.nl)

PHOTOGRAPHIC EDITOR René Pop (tel +31-222316801, fax +31-222316802, e-mail rene.pop@dutchbirding.nl)

EDITORIAL BOARD Peter Adriaens, Marten van Dijk, Ferdie Hieselaar, Magnus Robb, Roy Slaterus, Roland van der Vliet and Rik Winters

EDITORIAL ADVISORY BOARD Peter Barthel, Mark Constantine, Gunter De Smet, Dick Forsman, Ricard Gutiérrez, Anthony McGeehan, Killian Mullarney, Klaus Malling Olsen, George Sangster and Lars Svensson

EDITORIAL ASSISTANTS Rob van Bemmelen, Ruud van Dongen, Gerald Driessens, Nils van Duivendijk, Joris Elst, Dick Groenendijk, Klaas Haas, Jan van der Laan, Hans van der Meulen, André van der Plas, Kees Roselaar, René van Rossum and Peter de Rouv

PRODUCTION AND LAY-OUT André van Loon and René Pop

ADVERTISING Laurens Steijn, c/o Dutch Birding, Postbus 75611, 1070 AP Amsterdam e-mail advertising@dutchbirding.nl

SUBSCRIPTIONS The subscription rate for 2005 is: EUR 32.00 (Netherlands), EUR 35.00 (Europe) and EUR 38.00 (countries outside Europe).

Subscribers in Belgium, Denmark, Finland, Germany, Norway and Sweden are kindly requested to pay the subscription fee to our local bank accounts in these countries. Details can be found on the internet (www.dutchbirding.nl).

British subscribers are requested to pay exclusively by Sterling cheque. This cheque can be sent to Dutch Birding, c/o Jeannette Admiraal, Iepenlaan 11, 1901 ST Castricum, Netherlands.

Subscribers in other countries can make their payment by credit card (Access, Eurocard, MasterCard or Visa). Please send an e-mail indicating your credit card type, account number, the expiry date and full address details to circulation@dutchbirding.nl. The subscription starts upon receipt of payment and already published issues will be sent.

Dutch Birding is a bimonthly journal. It publishes original papers and notes on morphology, systematics, occurrence and distribution of birds in the Benelux, Europe and elsewhere in the Palearctic region. It also publishes contributions on birds in the Asian-Pacific region and other regions.

The sequence of birds in Dutch Birding basically follows a classic 'Wetmore sequence'. Within this framework, the following lists are used for taxonomy and nomenclature: *Rare birds of the Netherlands* by A B van den Berg & C A W Bosman (2001, Haarlem) (taxonomy and scientific, Dutch and English names of birds recorded in the Netherlands); *Palearctic birds* by M Beaman (1994, Stonyhurst) (English names of remaining Palearctic birds); *Vogels van de wereld - complete checklist* by M Walters (1997, Baarn) (Dutch names of remaining birds of the world); and *The Howard and Moore complete checklist of the birds of the world* (third edition) by E C Dickinson (editor) (2003, London) (taxonomy and scientific and English names of remaining birds of the world). For deviations from and additions to these lists see Dutch Birding 19: 21-28, 1997; 20: 22-32, 1998; 24: 22-24, 2002; 25: 49-50, 2003; 26: 49-51, 2004; 27: 42-43, 2005.

A schedule of payment rates for authors, photographers and artists is available from the editors.

Dutch Birding Association

BOARD Theo Admiraal (treasurer), Gijsbert van der Bent (president, tel +31-714024547), Wietze Janse, Marc Plomp (secretary, tel +31-348433730) and Laurens Steijn; the editors of Dutch Birding also have one seat in the board.

BOARD ASSISTANTS Jeannette Admiraal, Leon Boon, Lucien Davids, Arjan van Egmond, Albert van den Ende, Klaas Haas, Marcel Haas, Leo Heemskerck, Arnold Meijer, Rob Olivier, Patrick Palmen, Sven Rijnbeek, Chris van Rijswijk, Marcel Scholte, Vincent van der Spek, Jeroen van Vianen and Peter Weiland.

Dutch rarities committee (CDNA)

MEMBERS Theo Bakker, Ruud Brouwer, Bert de Bruin (secretary, tel +31-505716672), Nils van Duivendijk, Teus Luijendijk, Laurens Steijn, Roland van der Vliet (chairman, tel +31-302970013) and Pim Wolf. **ASSISTENT** Max Berlijn (archivist). The CDNA is a committee of the Dutch Birding Association and the Netherlands Ornithologists' Union.

Dutch committee for avian systematics (CSNA)

MEMBERS Arnoud van den Berg, André van Loon, Kees Roselaar and George Sangster (secretary, tel +31-715143790). The CSNA is a committee of the Dutch Birding Association and the Netherlands Ornithologists' Union.

Dutch Birding



International journal on Palearctic birds

EDITORS

Dutch Birding
Postbus 116
2080 AC Santpoort-Zuid
Netherlands
fax +31-235376749
e-mail editors@dutchbirding.nl

PHOTOGRAPHIC EDITOR

Dutch Birding
c/o René Pop
Postbus 31
1790 AA Den Burg-Texel
Netherlands
e-mail rene.pop@dutchbirding.nl

SUBSCRIPTION ADMINISTRATION

c/o Jeannette Admiraal
Iepenlaan 11
1901 ST Castricum
Netherlands
e-mail circulation@dutchbirding.nl

BOARD

Dutch Birding Association
Postbus 75611
1070 AP Amsterdam
Netherlands
e-mail dba@dutchbirding.nl

DUTCH RARITIES COMMITTEE

CDNA
Postbus 45
2080 AA Santpoort-Zuid
Netherlands
e-mail cdna@dutchbirding.nl

DUTCH COMMITTEE FOR

AVIAN SYSTEMATICS
CSNA, c/o George Sangster
Stevenshof 17
2312 GM Leiden
Netherlands
e-mail csna@dutchbirding.nl

© 2005 Stichting Dutch Birding Association. The copyright of the photographs and drawings remains with the photographers and artists. ISSN 0167-2878.

Printed by drukkerij robstolk®, Mauritskade 55, 1092 AD Amsterdam, Netherlands

INTERNET
www.dutchbirding.nl



**Artikelen /
papers**

Brieven / letters

**Redactiemedelingen /
editorial notes**

Varia

CDNA-medelingen

DBA-nieuws

**Aankondigingen & verzoeken /
announcements & requests**

Recensies / reviews

Masters of Mystery

Corrigenda

WP reports

Recente meldingen / recent reports

DB Actueel

Voorplaat / front cover

- 1 Identification of Collared Pratincole and Oriental Pratincole – a critical review of characters *Gerald Driessens & Lars Svensson*
- 35 Field characters of Afrotropical Collared Pratincole *Gerald Driessens*
- 40 Baltische Mantelmeeuw te IJmuiden in september 2002 [Baltic Gull at IJmuiden in September 2002] *Fred Cottaar*
- 42 Status of Moroccan Wagtail in Europe *Gerald J Oreef*
- 42 Naamgeving van taxa in Dutch Birding [Taxa names in Dutch Birding] *Redactie Dutch Birding*
- 43 Tibetan Snowcock *Otto Plantema & Enno B Ebels*
- 46 Recente CDNA-besluiten
- 47 Dutch Birding-vogelweek in oktober 2005
- 47 Gekleurde Zilvermeeuwen en Kleine Mantelmeeuwen
- 48 *Fugler og fuglafolk pa Utsira* by Bjørn Olav Tveit, Geir Mobakken & Ove Bryne *Jan Bisschop*
- 48 *Bird sounds of Madagascar, Mayotte, Comoros, Seychelles, Reunion, Mauritius* by P Huguët & C Chappuis *Ian Davidson*
- 49 *Birds of the Western Palearctic Interactive (BWPI)* by Birdguides Ltd *Laurens Steijn*
- 51 Solutions of sixth round 2004: Thick-billed Warbler and Greater Yellowlegs; First round 2005 *Rob S A van Bemmelen & Dick Groenendijk*
- 56
- 56 late November 2004-late January 2005 *Arnoud B van den Berg*
- 68 Nederland: november-december 2004 *Ruud M van Dongen, Klaas Haas & Peter W W de Rouw*
- 77 België: november-december 2004 *Gerald Driessens*
- 81 Two new owl species; Ross' Meeuw bij Scheveningen [ROSS'S GULL]; Giervalk bij Tibma [GYR FALCON]; Buffelkopeend te Barendrecht [BUFFLEHEAD]; 'Trompetgoudvinken' ['TRUMPETER BULLFINCHES']
- Roodsnavelkeerkringvogel / Red-billed Tropicbird *Phaethon aethereus*, Raso, Kaapverdische Eilanden, 14 februari 2004 (*Arnoud B van den Berg*)

Identification of Collared Pratincole and Oriental Pratincole – a critical review of characters

Gerald Driessens & Lars Svensson

Little attention was ever paid to the identification of Oriental Pratincole *Glareola maldivarum* (hereafter *maldivarum*) until the most recent generation of field guides was published. Considering the fact that this species was first reported as a vagrant in Europe as recent as 1981 (Burns 1993), this is not surprising. Only a few useful field characters were described until the mid 1990s, making them easily remembered by most birders but masking the need for a more thorough survey. Following the record of a suspected *maldivarum* in the Netherlands in August 1997 and one in Sweden August-October 2001, and especially after the publication of photographs of these two individuals, some doubts

arose about the quality of the criteria to separate Collared Pratincole *G pratincola* (excluding Afro-tropical races) (hereafter *pratincola*) and *maldivarum* (cf Fredriksson et al 2001). All currently accepted Western Palearctic records of *maldivarum* are listed in table 1.

In April 1998, Gerald Driessens – who initiated this study – compared skins of *pratincola* and *maldivarum* at the British Natural History Museum (NHM) in Tring, England. The identification of this species pair appeared to be much more difficult than previously thought. GD also studied the skins at the Nationaal Natuurhistorisch Museum/Naturalis (NNM) in Leiden, the Netherlands. Later, Lars Svensson examined specimens at the

1 Collared Pratincole / Vorkstaartplevier *Glareola pratincola*, adult summer, Lesvos, Greece, April 2003 (René Pop). Typical, pale individual, demonstrating obvious contrast between grey-brown tertials and blackish primaries. Note slit-shaped nostril. A short, blackish mouth-line is often present in Collared.



TABLE 1 Records of Oriental Pratincole *Glareola maldivarum* in the Western Palearctic until 2003 / gevallen van Oosterse Vorkstaartplevier *Glareola maldivarum* in het West-Palearctische gebied tot 2003

<p><i>Cyprus (1)</i> 23 April 1993 (Rowlands 1994) This bird was briefly seen by one observer, together with 15 Black-winged Pratincoles and one Collared Pratincole; given the current knowledge, it is questionable whether this record should be accepted.</p>	<p>(Rogers et al 1995) 4 and 19 September 1993, Havergate, Suffolk (Rogers et al 1995) There is no direct evidence to link the three records in 1993 to just one or two wandering individuals and they are therefore treated as three different individuals by the British Birds Rarities Committee (BBRC) (Rogers et al 1994, 1995).</p>
<p><i>Egypt (1)</i> 2 April 1993, Ramadan (Baha el Din & Baha el Din 1996) This bird was seen by five observers for 20-25 min; the description is rather basic (eg, tail length not noted). Given the current knowledge, it is questionable whether this record should be accepted.</p>	<p><i>Israel (1)</i> 2-3 October 1999, Beer Sheva sewage ponds, photographed</p>
<p><i>England (5)</i> 22 June to 8 July 1981, Dunwich, Suffolk, and 6 August to 11 October 1981, Old Hall Marshes, Essex, England, first-summer moulting to adult, photographed (Burns 1993) 21 or 22 June to 3 September 1988, Harty, Kent, and 4, 14 and 25 September 1988, and 30 September to 3 October 1988, Elmley, Kent, photographed 14 May to 3 June 1993, Gimmingham, Norfolk, 3 June 1993, Weybourne, Norfolk, 4 June 1993, Blakeney point, Norfolk, 5-21 June 1993 and 13 July to 13 August 1993, Burnham Norton, Norfolk, and 14-17 August 1993, Titchwell and Thornham, Norfolk, photographed (Gantlett & Millington 1993) 29-30 August 1993, Pevensey Levels, East Sussex</p>	<p><i>[Netherlands (1)]</i> 1-5 August 1997, Workumerwaard and Dionaburen, Nijefurd, Friesland, adult, photographed, videoed] This bird was first identified as Oriental Pratincole (cf van den Berg & Bosman 1999); however, after examination of photographs, it was accepted as Collared Pratincole by the Dutch rarities committee (CDNA) (van den Berg & Bosman 2001). On basis of current knowledge, the bird was most probably an Oriental Pratincole after all; the record is now being reconsidered by the CDNA. A paper by Gerald Driessens and Mark Zekhuis is in preparation for Dutch Birding and will be published after the decision by the CDNA.</p>
	<p><i>Sweden (1)</i> Ångsnäset, Falsterbo, Skåne, 2 July to 6 October 2001, photographed, videoed</p>

Muséum National d'Histoire Naturelle (MNHM) in Paris, France, at the Naturhistoriska Riksmuseet (NRM) in Stockholm, Sweden, and at the Zoologisk Museum (ZMUC) in Copenhagen, Denmark. The interesting results of these independent studies were confirmed by others, and also expanded by additional findings based on specimens (Alexander Hellquist in Tring, Klaus Malling Olsen in Copenhagen and Curt Johnsson in Stockholm, who entered a fruitful discussion on the Internet regarding primarily the Swedish bird, which was accepted as *maldivarum* by the Swedish rarities committee, cf Svensson 2001). The total number of specimens examined exceeds 250 for both *pratincola* and *maldivarum*.

This paper is restricted to a comparison of nominate *pratincola* (which breeds from southern Europe and North Africa eastwards to Kazakhstan and Pakistan) with *maldivarum*, which is monotypic. The other subspecies of *pratincola* (all from sub-Saharan Africa) are dealt with in Driessens (2005).

Pratincole identification: general remarks

Current literature implies that identification of *maldivarum* is straightforward, due to its shorter tail (falling short of the primaries on a perched bird) and the absence of a white trailing edge to the secondaries, compared with *pratincola*. Although this is a useful rule of thumb, it does leave out several atypical birds because the variation within the two species is much more extensive than one would expect. If a pratincole is suspected to be a *maldivarum*, the critical step is to rule out *pratincola* safely using other characters, because the lack of (very) long outer tail-feathers and the absence of a clear white trailing edge can actually also appear in that species. In order to make a reliable identification, it is important to understand the basics of moult strategy in pratincoles, as well as the variation within a plumage, caused by individual variation, moult and wear. Detailed plumage descriptions – which can be found in, for instance, Cramp & Simmons (1983) – are not repeated here.



2 Collared Pratincole / Vorkstaartplevier *Glaucopis pratincola*, adult-summer, Eilat, Israel, March 2000 (*Patrick Beirens*). Rather pale individual with paler side of head and hindneck. Lacks pale inner border of throat-surround. White secondary tips just visible under greater coverts. Contrast between brown upperparts and black primaries and tail projection typical. 3 Collared Pratincole / Vorkstaartplevier *Glaucopis pratincola*, adult-summer, Aiguamolls de l'Empordà, Girona, Spain, 14 April 2002 (*Christian Kerihuel*). Slightly abraded adult. When seen completely head-on, nostril shape and warmer brown side of neck could indicate Oriental Pratincole *G. maldivarum*. Tail length and secondary trailing edge are, however, straightforward indicators for Collared. Colour difference between darker (black) outer and paler (brown) inner web to inner primaries is obvious on this photograph. Short-legged impression easy to perceive.



Field conditions

When observing flying pratincoles, one should be aware that even rather obvious characters, like the extent of the tail-fork or amount of white on the secondary edges, soon become less easy to confirm from moderate distances. Characters on birds observed from c 100 m or more are not always easy to assess in the field. Pratincoles are fast fliers, constantly changing direction, making them difficult to observe. Contrary to what one might expect, the white trailing edge is not as easy to evaluate against the light. Therefore, one should always try to see the trailing edge on the innerwing when the bird is flying as far away from the sun as possible, and preferably against a deep blue sky, or against a dark background or vegetation. Remember, too, that strong light tends to increase contrasts, so even a thin white edge may strike the observer as prominent.

In our experience with large colonies of breeding *pratincola*, there are always a few birds with seemingly slightly shorter outer tail-feathers (and hence a less deep tail-fork), presumably being mostly second-calendar-year females. However, quite often, after prolonged and careful study, such birds have either tail-streamers of slightly uneven length, or a tail-fork which is only moderately shallower than the rest of the birds in the colony, indicating how easily our eyes can pick up the smallest deviation from normal proportions. We have not yet seen a *pratincola* in a breeding colony with such short outer tail-feathers as to invite confusion with *maldivarum*.

Moult and plumages

Moult strategy is well outlined by Glutz von Blotzheim et al (1977) and Cramp & Simmons (1983) for *pratincola* and by Higgins & Davies (1996) for *maldivarum*. Comparison of the moult cycles of the two species shows that they are similar, or nearly so. Therefore, the following data apply to both species, unless mentioned otherwise. Small differences in moult strategy between the two species, where they exist, are partly concealed by variation within each species. One has to take into account that not all birds follow one single strategy, and the dates when the moult is started or completed can differ considerably (even by months) within the same species on the same locality.

Arrested post-juvenile moult

Juvenile pratincoles begin the *complete* or *nearly complete* moult to their *first-winter plumage* in August-September. While the body-feathers are

renewed, a descendent replacement of the inner primaries takes place (ie, from inner to outer), followed by the secondaries ascendently (ie, from outer to inner), and finally the tail-feathers centrifugally (ie, from inner to outer). Generally, most of the body-feathers are replaced before the moult of the remiges is arrested for migration. Most pratincoles have acquired first-winter plumage in September, when the body moult is largely completed. In this stage (while arresting the moult of the remiges), the outer primaries and most of the tail-feathers are still old (juvenile). The moult is completed on the wintering grounds (from October onwards) and, by February, all feathers have generally been renewed. Some individuals retain the odd juvenile outer primary, inner secondary, outer tertial or some coverts.

Partial first pre-nuptial moult

Before the post-juvenile moult is completed, pratincoles start their *partial* moult to *first-summer plumage*. In this moult, most of the feathers on head and underparts and a smaller amount of the feathers on the upperparts are replaced. As this is a partial body moult, any retained juvenile primaries, secondaries, tertials or wing-coverts remain. When leaving the wintering grounds or arriving in the breeding (summering) area, this moult has ended (or nearly so) and birds are in their first-summer plumage. In the case of a complete moult, the resulting plumage can not be separated from that of adults. Only when some juvenile feathers are retained, ageing as first-summer is possible.

Complete first post-nuptial moult

The first post-nuptial moult, which is the moult to *second-winter (adult-winter) plumage*, is nearly identical to the post-juvenile moult with the difference that it is invariably complete. It starts with some of the head- and body-feathers and the inner primaries from July to early August (thus, on the breeding/summering grounds). The inner primary moult is followed by the replacement of the outer secondaries and the central tail-feathers. When suspending the moult (because of autumn migration, in September-November), the outer primaries and outer tail-feathers are still old, as are some of the secondaries, tertials, wing-coverts and (rarely) some body-feathers. These feathers will be replaced after arrival on the wintering grounds, usually in December but sometimes not before February.



4 Collared Pratincole / Vorkstaartplevier *Glareola pratincola*, adult-summer, Histria, Romania, July 2004 (Laszlo Szabo). Brown lore and pale throat suggest a female. Dark chest could suggest Oriental Pratincole *G maldivarum*. Nostril shape, amount of red on lower mandible and long contrasting white wedge on outer tail-feathers are, however, useful characters for Collared. 5 Collared Pratincole / Vorkstaartplevier *Glareola pratincola*, adult-summer, Spain, June 1987 (Dirk de Moes). Ideal angle to assess colour difference between darker outer and paler inner web of inner primaries in Collared. This feature is *never* shown by Oriental Pratincole *G maldivarum*.

Partial pre-nuptial moult

Like in the second calendar-year, the *partial* moult to *adult-summer plumage* overlaps with the previous moult. Roughly, it coincides with the completion of the complete first post-nuptial moult, between October and February (thus coinciding with the replacement of the last primaries and tail-feathers). The feathers of the head and underparts are completely renewed, as well as an unknown portion of the upperparts. At least in *maldivarum*, all body-feathers are renewed, thus including those of the upperparts. This may also be the case in *pratincola* but no details were available for verification. In late autumn and early winter, adult *pratincola* replaces the complete set of secondaries. First, the outer ones are renewed, then moult progresses inwards. After completion of the moult, wear will become first visible on the outer secondaries, as they were replaced first.

Additional remarks on ageing

The individual variation in moult progress can make the ageing process more difficult than moult theory implies. First, one should keep in mind that some first-winters moult to first-summer plumage quite early in autumn. Some individuals, for example, have been found to have largely replaced the throat-feathers by summer-type feathers as early as October. Such birds could be wrongly aged as first-summer/adult, as the throat-patch shows a quite adult-like, dark surround. Second, first-winter pratincoles that have gone through a complete post-juvenile moult will not be separable from adults on plumage differences alone. In such birds, ageing can be possible by using the colour of the bill-base. Juveniles and first-winters show a more brownish bill base, never as bright red as first-summer and adult birds. It is not clear whether there is a difference in the intensity of the red bill base between first-summer and adults. In museum skins, the bare part colours have often faded considerably, making an assessment of several specimens unreliable.

Characters of *maldivarum*

At least 11 characters separating *maldivarum* from *pratincola* have been published: **1** no obvious white trailing edge to secondaries; **2** shorter outer tail-feathers ('wing projection 2-3 cm beyond tail-tip'); **3** darker upperparts; **4** more extensive and deeper orange wash on lower breast (and belly); **5** outermost primary with dark shaft above; **6** richer orange-buff throat-patch; **7** broader black-and-white throat-surround; **8** black in tail more restricted; **9** less extensive red bill-base when seen in profile; **10** red underwing-patch more restricted; and **11** somewhat thicker and blunter bill. Four new, or little used, characters are described here: **12** inner webs of inner primaries not distally paler as in *pratincola* but concolorous dark over their length; **13** outer secondaries uniformly dark and not paler than inner; **14** nostril-shape oval as opposed to a narrow incision on *pratincola*; and **15** in adults, less red on base of lower mandible seen from below. Four other characters can only be used as supplementary hints for *maldivarum*, since large overlap exists between both species: **16** slightly longer legs; **17** more often a short black 'mouth-line'; **18** in adult-summer plumage, darker lore; and **19** in adult-summer plumage, a richer rufous-brown tinge to side of head and neck.

We were able to study the characters 1-15 in detail. They are described here in the same order. For the remaining characters (16-19), we offer some new data.

Previously published characters

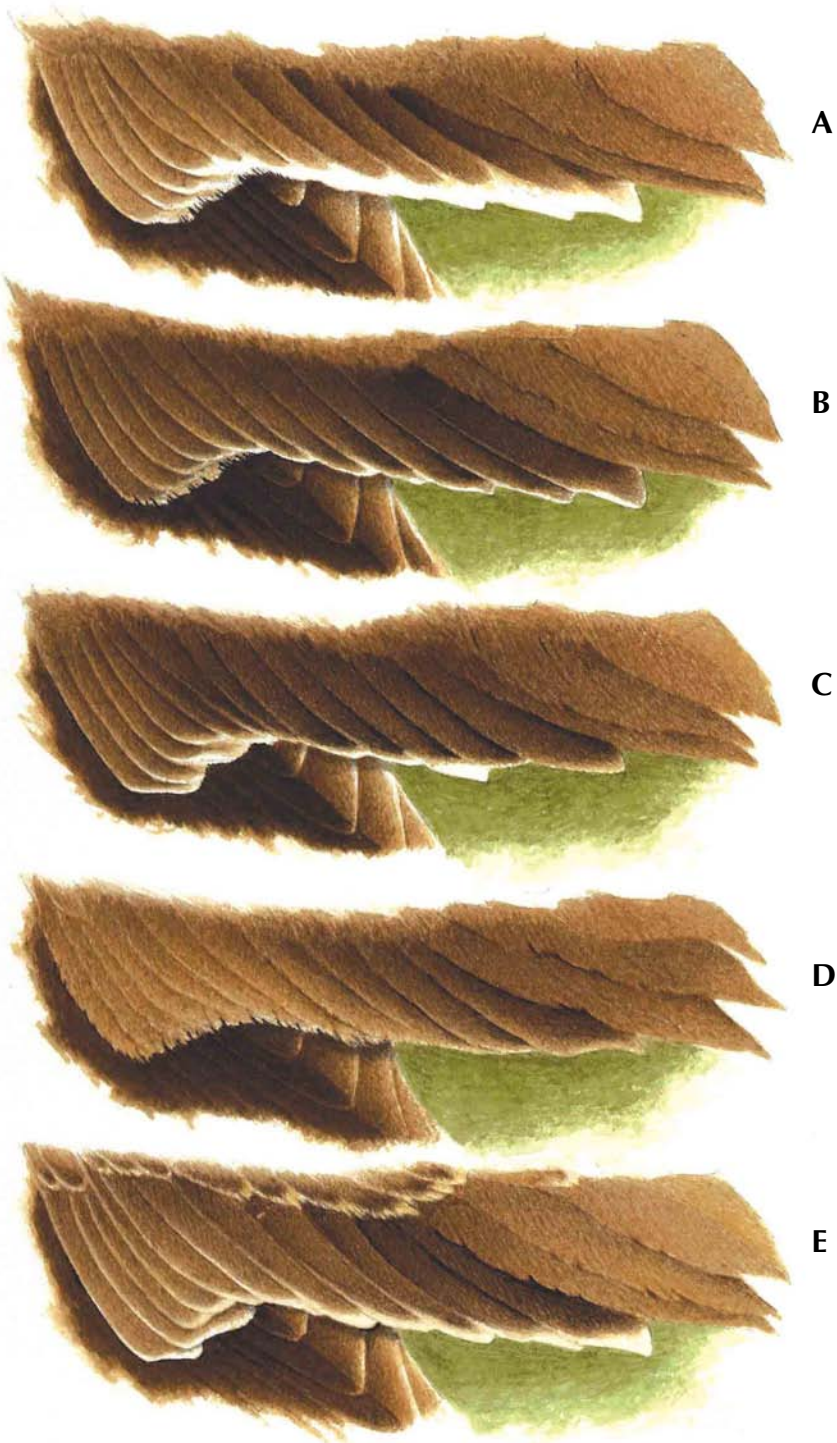
1 No obvious white trailing edge to secondaries

The presence or absence of a white trailing edge is considered to be one of the most important features for separating *maldivarum* from *pratincola*. It was mentioned by, eg, Hayman et al (1986), Harris et al (1996), Beaman & Madge (1998), Lewington et al (1999) and Svensson et al (1999). Grimmett et al (1998) remark that the trailing edge in *pratincola* is 'at times visible only

at close range', and both Harris et al (1996) and Beaman & Madge (1998) warn that it can be lacking totally as a result of wear. Very rarely, *pratincola* can have a much reduced white trailing edge even in fresh plumage, as studied skins from autumn and early spring indicate. It is thus clear that the prominence of the trailing edge depends on natural variation, plumage wear and age of the bird. In spring, the inner secondaries will – theoretically – show broad whitish tips, not only because they were replaced more recently but also because the trailing edge is broader on the inner secondaries by nature.

Pratincola with rather fresh secondaries is identified easily by the 2-8 mm wide trailing edge on the secondaries, although the white edge can be much reduced even when fresh (less than 1 mm in one studied skin!). The trailing edge can also wear off. In spring (April-May), most *pratincola* show a slightly to moderately worn trailing edge (often less than 1 mm remaining on the outer secondaries and c 3 mm on the inner). In moderately worn birds, this results in a slightly 'serrated' trailing edge but in more heavily worn individuals, the effect can be much more striking, with the serrations being deeper and showing some projecting white shafts, or remainders of them. In such birds, the white trailing edge can be reduced to only 0.5 mm on the outer secondaries and c 1 mm on the inner. In extremely worn *pratincola*, the trailing edge can disappear completely. Therefore, some birds in early May (when wear sets in more markedly, coinciding with the onset of breeding) have only a few white tips or projecting shafts left. So, the warning that in worn plumage (about March-July), much of the white tips of secondaries may have disappeared is justified. Still, it is worth pointing out that when examining long series of skins (from all months), we found that 85% had an obvious white edge, 6% had a weak one, and only 9% lacked the white edge, or had so little left of it that it would hardly be visible in the field. These proportions were fully supported by Alexander Hellquist (in litt), who examined 167

FIGURE 1 Secondary pattern of Collared Pratincole / Vorkstaartplevier *Glareola pratincola* (Gerald Driessens). Outer secondaries on left, tertials on right. **A fresh, broadly tipped adult.** Note broad white tips, inner secondaries clearly darker centred than outer, outer secondaries with narrow fringe. **B fresh, narrowly tipped adult.** Some show a very narrow trailing edge, comparable with some juvenile Oriental Pratincoles *G maldivarum*. The contrast between outer and inner secondaries remains present. **C heavily worn adult.** On many feathers, the white tip has almost disappeared. Some show remainders of the tip or parts of it. **D adult with worn-off trailing edge.** Occasionally, the whole trailing edge can be worn off. Contrast between outer and inner secondaries is usually stronger than potential contrast in Oriental. **E fresh juvenile.** Sometimes impossible to separate from adult secondaries. The tips are not as pure white as in adults.






FIGURE 2 Secondary pattern of Oriental Pratincole / Oosterse Vorkstaartplevier *Glareola maldivarum* (Gerald Driessens). Outer secondaries on right, tertials on left. **A fresh juvenile (July)**. Note dark subterminal marks, never present in Collared Pratincole *G. pratincola*, and sharply demarcated buffish tip to secondaries. Difference in tinge between outer and inner secondaries is not a character in juveniles. **B slightly worn juvenile (August-September)**. The tips of the juvenile secondaries wear off quickly, resulting in a very narrow trailing edge. In this bird, the inner primaries have already been replaced by adult type primaries. **C fresh adult**. Fresh secondaries typically show a very thin, pure white fringe on the tip, which can only be seen in the field under extremely good conditions. They wear off very quickly. **D slightly worn adult (spring)**. Most commonly encountered secondary pattern, showing olive-brown cast on outer secondaries. This makes them look slightly paler than the inner but not as grey-brown as in Collared.

specimens in Tring. In juvenile *pratincola*, it seems unlikely that the trailing edge will wear off completely before it is replaced in autumn, as this period is rather short. As in adults, fresh secondaries generally show broad tips, which are not sharply demarcated from the brown part of the feather. First-winter *pratincola* follows the same moult pattern as adult but with a slightly later timing. The difference between old juvenile and new adult-type secondaries is difficult to discern (even on museum skins). In first-winter, the secondary tips are not as pure white as in adult. A worn trailing edge will look more buff.

Adult *maldivarum* moults the secondaries in the same way as *pratincola*. Surprisingly, a considerable number (perhaps 30%) of the *maldivarum*, too, show a pale trailing edge. In adults, this edge is – unlike in *pratincola* – extremely narrow and very sharply demarcated. Where present on skins, we measured it to be 0.1 to 1.0 mm wide but only rarely exceeding 0.5 mm. Undoubtedly, this narrow edge will only rarely be visible in the field but perhaps it may be more likely to show on sharp photographs. Even when slightly worn, the trailing edge on *maldivarum* would never look serrated (because of its narrowness) but show as a thin dull buff-brown line along the extreme tips of the secondaries. In *maldivarum*, the juvenile secondaries have a narrow pale buff tip of c 1 mm width, with a wedge of c 3 mm length inside the tip (along the shaft). These tips are sharply demarcated from the rest of the brown feather, so there is no smooth intergradation of colours as is the case in *pratincola*. The colour of the secondary tips, which form the trailing edge, is (nearly) identical to the tips of the juvenile inner primaries, so, clearly not as white as the rump. *Pratincola* shows a reversed pattern. When worn, the colour of the secondary tips is much more difficult to establish. It may have bleached considerably, recalling the colour of *pratincola* much more. Nevertheless, the demarcation is still very clear, unlike that of *pratincola*. In the field, the pale secondary tips will be visible as a trailing edge, making field identification more difficult. However, this only applies to rather fresh juvenile secondaries: already in late August, the pale wedge on the tip is often worn down to 1 mm.

First-winters having completed the post-juvenile moult are identified to species quite easily because the fresh, adult-type secondaries will reveal their identity beyond doubt (see 'adults'). The exceptional first-summerers that have retained one, or a few old, juvenile secondaries do not

show an obvious pale trailing edge, and should be treated like adults.

2 Shorter outer tail-feathers

Nearly all handbooks and field guides describe this character, eg, Hayman et al (1986), Lewington et al (1991), Rosair & Cottridge (1995), Harris et al (1996), Beaman & Madge (1998), Grimmett et al (1998) and Svensson et al (1999). Usually, the shorter tail in *maldivarum* is expressed as 'wing projection 2-3 cm beyond tail-tip on perched birds'. In *pratincola*, the tail is given as 'of same length as, or longer than, wing-tip'. Although such a rule of thumb may be easy to remember, it may lead to numerous mistakes.

Examination of specimens in collections shows that there is much variation in the length of tail-streamers in both species, sufficient to cause a broad overlap. On well prepared skins with their wings fixed in natural positions, it is possible to get an impression of what the relation between wing and tail would be on a live perched bird. A few adult *pratincola* have an up to 14 mm shorter tail-tip than the tip of the wings, and some *maldivarum* have as much as 11 mm longer tail-streamers than the tip of the wings. Although these measurements are taken from skins, resulting in perhaps a 10 mm fault, clearly, this character must be used with caution!

When using negative or positive tail projection on live birds, several uncertain factors come into play. Are all tail-feathers present? Are the longest (outermost) tail-feathers reasonably fresh or are they heavily worn or even broken? Are the wing-bands tucked-in into the wing-pockets or are they held somewhat 'loosely', creating an impression of longer wings and shorter tail? Is the bird observed in straight profile? Is the tail kept well folded, or is it semi-open and hence appearing somewhat shorter than it is?

Judging from skins, normal feather wear does not affect the black tail-streamers (the elongated tip of the outermost tail-feathers) that much. It is well known that dark feathers, rich on melanin, withstand abrasion better than pale ones. Even when the plumage is one year old, in July or August and just prior to the complete moult, these feathers have kept most of their original length. The outer part of the tail-streamers on both species, which have been exposed to sunlight because they have not been covered by the penultimate feathers, have become brownish and their surface have become slightly ragged lacking gloss, whereas the shape and length of the tips appear much the same as when fresh. Such wear



6



7



8



9

6 Collared Pratincole / Vorkstaartplevier *Glareola pratincola*, adult-summer, Zafarana, Egypt, 3 April 1999 (*Agris Celmins*). Adult-summer showing 'classic' contrast between buff-brown upperparts and dark remiges and long, projecting tail. Any paler tips to secondaries are covered by overlying tertials and greater coverts. Forecrown contrasts clearly with dark lore.

7 Collared Pratincole / Vorkstaartplevier *Glareola pratincola*, adult-summer, Ebro delta, Tarragona, Spain, 19 July 2002 (*Gerard Mornie*). Typical impression of what is generally expected from Collared: long, elongated hind-body, large amount of black on outer tail-feathers, obvious and rather broad trailing edge, running onto inner primaries as inner webs are pale grey.

8 Collared Pratincole / Vorkstaartplevier *Glareola pratincola*, adult-summer, Ebro delta, Tarragona, Spain, June 2000 (*Jean-Marc Lustrat*). Unmistakable sandy-grey coloured individual with clear contrast between upperparts and primaries, pale forehead and crown, and long tail-streamers. Such pale birds often show browner central tail-feathers and, generally, a clear inner primary pattern (not visible here).

9 Collared Pratincole / Vorkstaartplevier *Glareola pratincola*, adult-summer, Coto Doñana, Andalucía, Spain, 18 April 1998 (*Milko Marchetti*). Darker individual approaching Oriental Pratincole *G maldivarum* in colour of upperparts and – especially – in throat pattern, showing deep-buff colour and broad black-and-white surround. Horizontal stance and tail length produce typical *pratincola*-look.

will affect certain patterns in the white basal parts much more (see character 8). By comparing the distance between the outermost and second outermost tail-feather on fresh and worn birds, respectively, it is possible to estimate that the dark tips only wear down by 0.5 mm in a year before they are replaced (see below).

Very few specimens in collections have broken tail-streamers (none examined had both broken). Since specimens have had a rougher 'life' than live birds, being exposed to various kinds of tear and wear in connection with the collection, preparation, and handling by researchers, it is reasonable to expect that broken tail-streamers are rarer among live birds than in skin collections. Also, if *pratincola* frequently wears down their tail-streamers to *maldivarum* length in spring or summer, why have these birds never been documented in museum collections, or on numerous existing photographs (unless these are misidentified)? *Pratincola* with worn-off white trailing edge on the secondaries are well known and solidly documented but 'short-tailed *pratincola*' seem to be more mythical.

In conclusion, the relative length of the tail on perched birds gives only a rough indication of the species involved. A bird with a tail c 10.20 mm longer than the wings is probably invariably a *pratincola*. A bird with a tail 15 mm, or more, shorter than the wings is practically always a *maldivarum*. Many birds have a wing or tail projection falling in between those values, and could be either species. Beware of odd birds, which go outside these limits, too, and read also the remarks below regarding first-year birds.

The tail-fork measurement is the distance between the tip of the central tail-feather and the tip of the longest tail-feather. In adult *pratincola*, this measures 39–64 mm (n=67) (own measurements). In adult *maldivarum*, the fork is 15–33 mm (n=49). Alexander Hellquist (in litt) got the following measurements in Tring: *pratincola* 41–66 mm (mean 52 mm, n=51), *maldivarum* 16–32 mm (mean 26 mm, n=54). Juveniles can have considerably lower values, especially in *pratincola* (as low as 29 mm). It proved to be very difficult to evaluate the depth of the fork on live birds. It is helpful to know that, roughly, the distance from the border between the brown back and the white rump to the tip of the dark portion on the central tail-feathers is 45 mm in both species. This distance can then be compared with the depth of the fork. If these two measurements appear rather equal, it is a strong evidence for *pratincola*, whereas a fork of about half-length of

the above distance is indicative of *maldivarum*. Although theoretically a *pratincola* could wear down its tail-streamers more than the calculated maximum of c 5 mm in a year (see above), we have yet to see a specimen in collections proving it. There is no earlier extensive study on wear of bird feathers in general, so, we had to use a comparative theory. Assuming that t6 is considerably more affected by abrasion than t4-5 (and all others), it is possible to make a comparison of the relative length between t5-6 on the one hand, and t4-5 on the other. Very little difference in this respect was found between fresh and worn birds, which indicates that there is not much shortening of t6 in a year. This is in accordance with the experience from many other species. For instance, there is no dramatic shortening of the tail-streamers of a Barn Swallow *Hirundo rustica* through the year (Lars Svensson, unpublished data based on museum specimens).

Still, the problem with first-winter *pratincola* with retained juvenile outer tail-feathers exists. Unless very sharp close-up images are secured of the tail in spread position, so that the age or wear of the outermost feather can be evaluated, such birds can be really problematic and require the use of a series of other characters before they can be identified. In first-summer plumage, judging from our experience of live birds, and the extensive material of specimens, all *pratincola* have moulted the outer tail-feathers, and those with a confusingly shallow fork should have broken the outer tail-feathers, or experienced extremely heavy abrasion.

During our studies, we examined a controversial specimen in the Naturhistoriska Riksmuseet, Stockholm, Sweden. It was collected in southwestern Thailand ('Siam') on 1 December 1914. This male, labelled as *maldivarum*, has very long tail-streamers, resulting in an extremely deep tail-fork of 45 mm, normally only found in *pratincola*! Also, two other important characters are contradictory: **1** there is a slight contrast between the outer and inner webs of the inner primaries; and **2** the nostrils have a skin over the nostril depression leaving a narrow elongated incision, a slightly widened slit, clearly falling within *pratincola* variation and – normally – ruling out *maldivarum*. Several other characters, such as the very narrow and sharply demarcated secondary trailing edge, the rather dark brown upperparts, the dark buff to medium brown shaft to the outer primary, and the long tarsi (34 mm), however, are in favour of *maldivarum* (see below). We can not decide whether this speci-



FIGURE 3 Inner primary pattern of Collared Pratincole / Vorkstaartplevier *Glareola pratincola* and Oriental Pratincole / Oosterse Vorkstaartplevier *G maldivarum* (Gerald Driessens)

Top: position of tertials on closed wing


This drawing is to show that much of the inner primaries is covered by the overlying tertials. The tertials are not shown in the drawings below.

Collared Pratincole

- 1 Dark adult showing very faint contrast between inner and outer web. This colour difference would not be detectable under normal field conditions.
- 2 Average adult showing reasonable contrast.
- 3 Pale extreme adult, showing greyer inner webs and uniformly greyish innermost primary. Note the presence of pale fringe on the inner webs, and the relation to the prominence of the inner webs.

Oriental Pratincole

- 4 Typical adult showing glossy black-brown primaries. The fringe on the inner webs is typically sharply defined, very thin and fragmented.
- 5 Adult showing extremely well-defined and contiguous fringe on the inner webs.
- 6 Worn and bleached adult recalling Collared. However, the inner and outer webs have bleached equally.



**Collared
Oriental**

FIGURE 4 Tail shape and pattern of Collared Pratincole / Vorkstaartplevier *Glareola pratincola* and Oriental Pratincole / Oosterse Vorkstaartplevier *G. maldivarum* (Gerald Driessens)

Collared Pratincole

1 Pale adult with pale central tail-feather (t1). T6 shows a long white wedge on the outer web. **2** Adult with dark central tail-feather variation. The wedge on the outer web of t6 shows a buffish wash. **3** Worn and slightly bleached adult. The pale wedge has worn off. Some individuals show a dark line up the shaft. **4** Juvenile, showing shallower tail-fork and lack of sharp contrast between dark and pale parts.

Oriental Pratincole

1-2 Individuals with obvious white wedge on the outer web of t6. **3-4** Typical *maldivarum*-pattern with the dark border crossing the shaft diagonally. **5** Juveniles have shallowly forked tails and lack the sharp contrast between dark and pale parts.

Note that dark tip on adult t6 takes about half of the total length over the shaft in Collared, whereas in Oriental, this dark proportion takes only up to one third of the length over the shaft.



10 Collared Pratincole / Vorkstaartplevier *Glareola pratincola*, adult-summer, Ebro delta, Tarragona, Spain, June 2002 (Kees Bakker). Classic adult-summer. Oriental Pratincole *G maldivarum* never shows this much red to base of lower mandible. Shade of grey-brown on upperparts does not occur in Oriental. Pattern of inner primaries is just visible under tertials. Tail-streamers look abraded, and thus rather slender. **11** Collared Pratincole / Vorkstaartplevier *Glareola pratincola*, adult-summer, Sevilla, Andalucía, Spain, 26 April 2000 (Ray Tipper). Typical Collared in all aspects. Note, in particular, slit-shaped nostril, just visible whitish outer primary shaft and typical pattern of inner primaries, showing combination of slightly paler inner web and pale edge over inner web. In flight, the latter would create a continuation of the pale trailing edge over the inner primaries.





12 Collared Pratincole / Vorkstaartplevier *Glaucopis pratincola*, adult-summer, Sevilla, Andalucía, Spain, 26 April 2002 (Ray Tipper). Brightly coloured individual with darker forehead, black mouth-line, deep buff throat-patch, broad black-and-white throat-surround and orangy-buff wash on lower breast reminiscent of Oriental Pratincole *G. maldivarum*. Tail length clearly clinching identity as Collared. Beware that frontal view can produce high-legged impression in Collared as well! **13** Collared Pratincole / Vorkstaartplevier *Glaucopis pratincola*, adult-summer, Sevilla, Andalucía, Spain, 26 April 1999 (Ray Tipper). Nostril shape or presence of skin difficult to assess on other wise typical Collared.





14 Oriental Pratincole / Oosterse Vorkstaartplevier *Glareola maldivarum*, adult-summer, Malaysia, probably late July 2001 (Laurence Poh). Although tail looks ridiculously short, it is impossible to verify its length in relation to primary tips. Individual with pale lore and showing thin black throat-surround, even lacking the white border on the outer edge. This all points to a female. Lower breast shows reasonable amount of orangy-salmon wash. Easier to check is uniformly dark set of secondaries, not showing a hint of a trailing edge. Also, inner primaries look very dark with sharply demarcated edge over the top of (in particular) the outer web and are in favour of Oriental. Finally, this close view allows to see the oval nostril shape.

men should be treated as an aberrant bird of either species or a hybrid of both species.

3 Darker upperparts

Several authors mention that *maldivarum* is darker above than *pratincola*. On average, *maldivarum* is intermediate between the dark earth-brown Black-winged Pratincole *G nordmanni* and the paler, more sandy-brown *pratincola*. It is important to stress that the colour (or shade) of the upperparts is quite variable. It is also prone to bleaching and wear. Furthermore, when the primaries bleach (by midsummer), the contrast in the wing often becomes 'enhanced' in both species and is, as a result, sometimes useless as a separating feature.

In spring, the average *maldivarum* is darker and more earth-brown above than a classic *pratincola*, which is generally paler, more greyish-or sandy-brown. Nevertheless, darker *pratincola* are not that rare. Also, *maldivarum* can be quite

pale in appearance, something that is less well known; such an (otherwise typical) individual is illustrated in Pringle (1987).

One aspect of upperpart coloration often tends to be forgotten: in late summer (from August onwards) and in autumn, both species show darker upperparts than in spring. The newly moulted body-feathers are considerably darker and more olive-tinged than the greyer, worn and bleached summer feathers, which they replace. This difference in colour and shade can be detected quite easily among the wing-coverts (often visible until late in autumn), which are replaced much more slowly than the body-feathers. In first-winters, this difference in darkness between old and new feathers is much more prominent (cf Dutch Birding 10: 40, plate 27, 1988) than in first-summers or adults (cf Dutch Birding 19: 211, plate 218-219, 1997). This is to be expected, as juvenile coverts are paler centred, and most likely of a slightly inferior

quality, than those of adult-summers. Some first-winters, however, seem to be less receptive to bleaching, and in such birds, the two generations of coverts sometimes barely differ in colour (see a first-winter *pratincola* in Felbrigg, Norfolk, England, in October 1997 in *Birding World* 10: 411, 1997). Differing light conditions can further increase the difficulties in determining the true upperparts colour of pratincoles.

4 More extensive and deeper orange wash on lower breast (and belly)

Traditionally, adult-summer *maldivarum* have been illustrated as being warm buff, orange or even rich brick red on the lower breast. The deeper orange-buff tinge on the lower breast in *maldivarum* is mentioned by most authors (although some, eg Lewington et al 1991, only illustrate it). This wash is formed by the buff to orange centre and slightly paler to whitish tip of the lower breast-feathers. It can run down to the belly. Indeed, this pattern, when at hand, makes the species quite unmistakable but such typical birds represent only a minority. Most *maldivarum* show

a breast pattern and colour similar or identical to that of *pratincola* (see also Driessens 2005).

In most *pratincola*, there is very little contrast on the lower breast, since the centre and tip of feathers differ only slightly in paleness. This results in a rather uniform warm buff to salmon-pink breast band on the lower breast (below the grey-brown upperchest), which reaches the upper flanks. In a 'classical' *maldivarum* in fresh plumage, the whitish tips are quite prominent, as the centres are often strongly tinged orange. This colour difference forms a scaly impression in fresh plumage. As the tips wear off rather soon (by spring), the breast wash becomes more uniform and deeper orange-buff.

Due to the restricted white basal part of the breast-feathers in both species (approximately 25% of the feather), the white bases will probably never show or have any influence on the breast colour (contra Cramp & Simmons 1983, Higgins & Davies 1996).

5 Outermost primary with dark shaft above

Hayman et al (1986) were the first to describe

15 Oriental Pratincole / Oosterse Vorkstaartplevier *Glareola maldivarum*, adult-summer, Malaysia, spring 2000 (Laurence Poh). Probably female. Bird with rather long tail but still falling short of primary tips. High-legged stance perhaps more difficult to interpret but still we can see the more uplifted fore-body of Oriental rather than horizontal stance of Collared Pratincole *G pratincola*. Plumage characters completely within overlap with Collared.



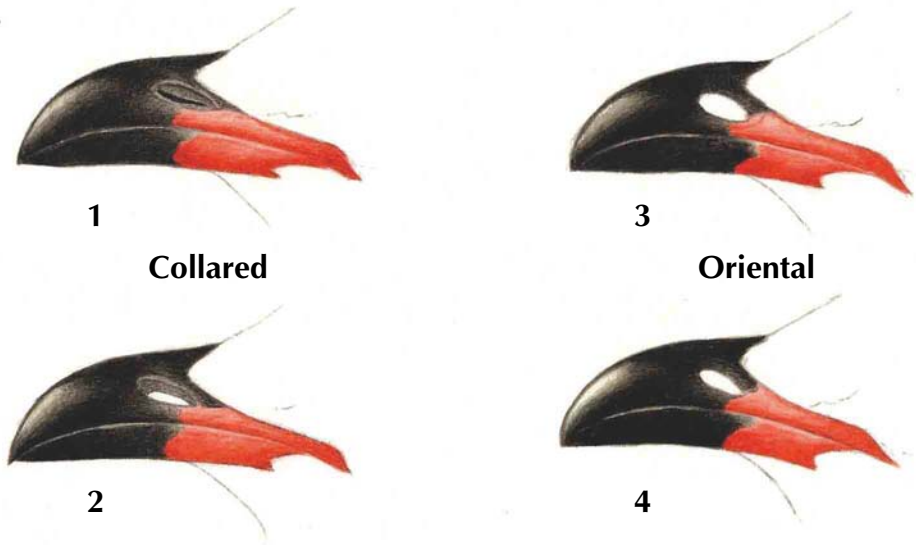


FIGURE 5 Nostril shape of Collared Pratincole / Vorkstaartplevier *Glaresola pratincola* and Oriental Pratincole / Oosterse Vorkstaartplevier *G. maldivarum* (Gerald Driessens). Note that nostrils are left blank to emphasize their shape.

Collared Pratincole

1 Typically with dusky skin and slit-shaped nostril. 2 Some show slightly wider slit.

Oriental Pratincole

3 Typically egg-shaped, without skin. 4 Some show slightly narrower nostril.

the darker shaft of the outer primary as a character, separating *maldivarum* from *pratincola*; later it was also mentioned by Rosair & Cottridge (1995) and illustrated in Harris et al (1996). While the upperside of this shaft is usually white or whitish in *pratincola* (cf Cramp & Simmons 1983), it is mentioned as 'dusky' or 'dusky-grey' for *maldivarum*. More recently, Higgins & Davies (1996) wrote: 'Shafts of primaries dark-brown, except p10, which is pale grey-brown (cf Smithe 1974, 1975, 1981); indeed, the shaft is brown rather than grey'. This character does not apply to the underside of the primary shaft, which is whitish in both species. We checked this character on a series of skins. Out of 91 examined *pratincola*, 36 (40%) had a whitish shaft, 43 (47%) creamy, 11 (12%) deep buff, and one (1%) brown. Of 114 *maldivarum*, only five (4%) had a whitish shaft, 35 (31%) creamy, 53 (47%) deep buff, and only 21 (18%) had a fully brown and dark-looking shaft. Hence, there is a total overlap in this character, although a white shaft is indicative of *pratincola* and a brown one of *maldivarum*. A cream-coloured or buff shaft is thought to

be of very limited use for separating both species. Unfortunately, birds showing these intermediate colours make up almost 70% of the examined specimens.

In our opinion, it is difficult to discriminate in the field between a white shaft and a cream-coloured one. Even some buff and brown ones could be difficult to discern reliably. When assessing the exact colour of the shaft on the outermost primary on photographs, one should be aware of that the shaft is often over-exposed because of the dark upperwing. So, on many photographs, the shaft will look whiter than it really is.

6 Richer orange-buff throat-patch

A richer orange-buff colour on the throat-patch has been mentioned as a separating character of *maldivarum* by Svensson et al (1999). In *pratincola*, the colour is often described as 'cream-buff' or 'pink-buff'. In both species, the throat-feathers are the most colour-saturated when fresh, ie, just after the body-moult to summer plumage. Since moult starts with these feathers,

the summer plumage on the throat is already present from end of November to February, and is kept until July-August. Within this period, the throat-patch can vary from orange-buff to cream-white in both species. The chin is often the palest part of the throat-patch. Generally, *maldivarum* shows a richer coloured throat-patch, being more orange or rufous-tinged than the more yellowish-buff colour of *pratincola*, and this can be a useful pointer for identification, at least for some typical birds in winter and spring. However, also with this character, the overlap is wide.

7 Broader black-and-white throat-surround

This is another character that is mentioned by Svensson et al (1999). Although the black-and-white throat-surround is commonly broader in *maldivarum*, there is individual variation in both species. The surround is, for example, on average broader in males than in females (at least in *pratincola*). Birds with a strikingly broad and neat throat-surround, in particular on the centre of the throat at the bottom of the 'bib', are thought to be invariably *maldivarum*, whereas all other variations could be both species (but see comment on *G pratincola fuelleborni* in Driessens (2005)).

8 Black in tail more restricted

This character, mentioned by for instance Rosair & Cottridge (1995), points at the 'narrow black terminal band' in *maldivarum*. In our opinion, if a perceivable difference exists at all, it is probably of little use for identification of live birds in the field but may be a supportive character when sharp images are available. Before being applied, one has to define what is meant by 'less black in tail'. The amount and pattern of black on the outermost two pairs of tail-feathers is a more precise and useful definition.

The pattern of the outer tail-feathers differs on average slightly between the two species, and for typical birds this can be used for identification, at least as a supportive character. As first noted by GD, the border between black (or brown) and white on the outermost tail-feather (t6) runs diagonally across the inner web and then follows the shaft for c 5-15 mm before crossing the outer web in *pratincola*, whereas it crosses the shaft abruptly, or follows it for a distance of only a few mm (generally 0-3 mm), in *maldivarum*. This is a character which is largely unaffected by wear and which can often be evaluated on sharp close-up images. As a result, the white on the




FIGURE 6 Amount of red on underside of bill in adult Collared Pratincole / Vorkstaartplevier *Glareola pratincola* and Oriental Pratincole / Oosterse Vorkstaartplevier *G maldivarum* (Gerald Driessens).

Left: adult-summer Collared Pratincole

1 Bird with sharply demarcated red bill base and red-tinged bare skin. 2 Bird with slightly smaller amount of red, especially on bare skin. 3 Bird with small amount of red with colour fading into black.

Right: adult-summer Oriental Pratincole

4 Typical Oriental with red barely running from one side to the other. 5 Bills with only a hint or complete lack of red are not uncommon.

outer web of t6 in *pratincola* usually reaches clearly outside the white on the inner web, forming a 'step' at the shaft, whereas the black border on the tip of inner and outer web of t6 in *maldivarum* forms more of a straight diagonal line across the feather. There is some variation in both species and not all birds are typical. Beware that, when worn, the white parts on the outer web of the outermost tail-feather may be completely abraded down to the shaft. With the bird in the hand, it is possible to measure the length of dark on the tip of the outer web of t5. This measures 27-48 mm in *pratincola* and 10-25 mm in *maldivarum*, measured from tip to edge of web. Beware that the border between dark and white is often blurred but it is usually possible to pick out a point in the middle to where one can measure to. T5 is normally less affected by wear than t6, and is hence more suitable to study.

More or less the same applies to the pattern of t6. *Pratincola* show about 40-50% of the feather-length to be black (measured over the shaft). In *maldivarum*, the amount is restricted down to c 35% at the most, generally even less (down to c 20%). This can be quite easy to assess on sharp images of birds spreading their tail, but it may be visible on confiding birds in the field as well, eg, while preening.

In plate 19 in Hayman et al (1986), the central tail-feathers have no white tip in *maldivarum*, while they are clearly depicted in *pratincola*. A flight shot of a *maldivarum* in Norfolk, England,



16 Oriental Pratincole / Oosterse Vorkstaartplevier *Glareola maldivarum*, adult-winter, Asia, probably Japan, autumn 2001 (Laurence Poh). Typical individual. Easily identified by all-black bill with oval nostrils. Finally, quite intensively coloured throat-patch (although still in winter plumage) and large amount of deep orangey to nearly brick-red wash on lower breast running down to upper belly are also pointers to Oriental.



17 Oriental Pratincole / Oosterse Vorkstaartplevier *Glareola maldivarum*, adult-winter, Japan, 24 August 2002 (Norio Kawana). Typical individual. The darker brown body-feathers produce a stronger scaly effect than in Collared Pratincole *G. pratincola*, in which the brown tinge is (usually) softer. Bill shows average amount of red on base of lower mandible for Oriental. Oval nostril is visible. Deep buff throat-patch with quite broad surround (even in winter plumage) are spot on for Oriental. This should prove to be a male.

in 1993 in Rosair et al (1995) and in Higgins & Davies (1996), and comparison of museum skins indicate that this character has no importance at all (it was, indeed, not described in the text in Hayman et al 1986). Fresh central tail-feathers of both species will frequently show paler parts distally. Also, in both species, the dark portions of the inner tail-feathers can look paler as they are often paler grey distally (rather than just showing a white fringe at the top). In conclusion, the exact pattern of the central tail-feathers is of no importance for identification.

9 Less extensive red bill-base when seen in profile
In *maldivarum*, the red bill-base is supposed to be less extensive than in *pratincola*. This character is mentioned by Hayman et al (1986), Rosair & Cottridge (1995) and Grimmett et al (1998) but Vinicombe & Cottridge (1996), Mitchell & Young (1997) and Svensson et al (1999) do not list it. Harris et al (1996) mention that, for *maldivarum*, the amount of red is intermediate between that of *pratincola* and *nordmanni*. The amount of red on the base of the bill is very difficult to estimate in the field, save a few extremes. It varies individually and should be described with care and in detail. On the upper mandible, both species can have red up to the base of the nostrils but the pat-

tern on the lower mandible tends to differ: *pratincola* with a large amount of red will be readily identifiable when using this character but both species can show a small amount (down to no red at all). Thus, for most birds this character is barely useful for identification purposes (but it is for ageing!). For another difference regarding the amount of red on the bill, see below (under 15).

10 Red on underwing more restricted
Several authors mention that there is less red on the underwing of *maldivarum*. Only Hayman et al (1986) and Harris et al (1996), illustrate blackish outer greater underwing-coverts in *maldivarum*, as opposed to all-reddish greater underwing-coverts in *pratincola*. The former authors do not mention this in the text, but Harris et al (1996) state: 'Underwing-coverts chestnut as in Collared [Pratincole], but with broader blackish frame'. Most recently, Grimmett et al (1998), similarly illustrate dark outer greater underwing-coverts, resulting in a somewhat more restricted area of red. All other references depict similar amount of red on the underwing of both species.

We have performed a thorough examination of specimens and available photographs. This showed clearly that there is no consistent difference in the amount of red. Both (nominate) *pratincola* and



18 Oriental Pratincole / Oosterse Vorkstaartplevier *Glareola maldivarum*, adult-summer, Asia, probably Malaysia, 2001 (Laurence Poh). Typical bird in several aspects: warm dark brown forehead showing little contrast with black lore, deep buff throat-patch, quite dark, somewhat warm brown upperparts (although there is still a clear contrast between tertials and primaries), and tail falling short of primary tips. Less pronounced are width of black-and-white throat-surround and orangy-buff wash on lower breast.

maldivarum generally have all-red under greater secondary coverts, and both can rarely show some dark grey patches on some outer underwing-coverts, or have a few outer coverts entirely dark. Both species have invariably dark grey or blackish under primary coverts. Both species have wing-lining and lesser coverts mainly dark brown-grey (with some off-white admixed, c 10 mm wide). Both species have the same rufous-red colour.

11 Slightly thicker and blunter bill

The on average very slightly stouter bill of *maldivarum*, with perhaps a trifle blunter tip, differs too little to be a useful character in the field. Even in the hand, overlap is extensive, and bill size is consequently of very little use.

Proposed 'new' characters

12 Inner web of inner primaries not distally paler but concolorous

This character was noted by GD when examining skins, and also independently by Alexander Hellquist (in litt). It is by no means a 'newly discovered' character, since it is well illustrated in, eg, Cramp & Simmons (1983), Hayman et al (1986), and Lewington et al (1991), although it was not mentioned in the text.

Of 162 skins of *pratincola*, all showed a difference in colour between the black or blackish outer webs and the paler (pale brown-grey to dark brown) inner webs. The shaft forms a clear-cut division between the two colour-shades. On the innermost primary, the outer web is often as pale as the inner web, making it the palest primary of all. The second innermost primary usually shows the biggest contrast between inner and outer web. The next two or three primaries show progressively less contrast until, somewhere in mid-hand, the primaries become all-dark.

Photographs of flying *pratincola* show how the pale inner webs of the inner primaries appear as a diffuse continuation of the white trailing edge on the secondaries. This pattern is easily observed on birds with a clear colour difference between inner and outer web, and such birds can be safely identified as *pratincola*. However, not all *pratincola* show a pale tip to the inner primaries. A considerable number (c 65%) of *pratincola* have this character less well developed and, as a result, many will not show it in the field. The variation stands in close relation to the colour shade of the upperparts in the individual bird. In well-marked birds (c 35%), the primary pattern can even be visible when perched. The most striking contrast, however, is hidden by the overlying tertials. Sharp images can be helpful but beware of misleading patterns, caused by light conditions.

The paler inner web of the inner primaries can be seen on the underwing as well: the inner primaries are often clearly paler silvery-grey. This is useful to know when checking tricky specimens in a collection but probably of limited use in the field.

In our experience from museum research, *maldivarum* never shows a paler inner web to the inner primaries. The inner and outer web are always uniformly coloured, glossy brown-black when fresh. As wear progresses, the primaries become slightly paler but seem to remain all-dark until renewed in the yearly moult. On the underwing, the inner primaries are similarly very dark grey, barely paler than the outer.

The presence of paler inner webs (if visible) is a reliable character for *pratincola* from the moment that the juvenile inner primaries have been replaced by new adult-type primaries. Already in August, it will apply to juveniles/first-winters.

Beware that the colour difference between outer and inner web on the inner primaries is not easy to detect in the field. For example: the *pratincola* at Felbrigg, Norfolk, on 12-28 October 1997, does not show paler inner webs on the



19 Oriental Pratincole / Oosterse Vorkstaartplevier *Glareola maldivarum*, adult-summer, Eochoeng Do Islands, South Korea, early May 2003 (*Björn Johansson*). Rather dull-plumaged individual. In May, birds can already look very much abraded. Amount of red on bill-base and oval nostril typical for Oriental. High-legged stance and tail length are also visible. This bird clearly illustrates the lack of contrast between inner and outer primary webs near the shaft, even when bleached. **20** Oriental Pratincole / Oosterse Vorkstaartplevier *Glareola maldivarum*, adult-summer, Kinta National Park, Malaysia, 12 March 2003 (*Laurence Poh*). Probably a male, showing quite long outer tail-feathers (compare with other plates of adults). Rather large amount of red on lower mandible. High-legged appearance is obvious.



photographs published in *Birding World* 10: 368, 411, 1997, but in flight, the contrast is quite obvious (cf *Birding World* 10: 460, 1997). This is due to the enhanced translucency of paler parts when the wing is spread. In the same way, such translucency can even lead to the impression of paler inner webs in *maldivarum*, creating a potential pitfall. This character is therefore best judged in rather neutral light conditions, ideally on a perched bird, which is wing-stretching. Furthermore, the gloss on the webs can reflect the light differently on the outer and inner webs, and this, too, can create the false effect of paler inner webs in *maldivarum*. To conclude, one must always be aware of potential effects of light before claiming to have seen paler inner webs. Always keep in mind that only c 1/3 of the *pratincola* show a marked contrast between inner and outer web (the remainder having only moderate or slight contrast). This is still probably one of the most consistent plumage characters between the two species but also one of the most difficult to assess objectively in the field.

Nearly all *pratincola* have a c 1 mm wide pale edge along the inner web of the inner four to six primaries, visible on the folded wing of standing birds. Usually, the pale edge is poorly defined, blending into the darker base of the feathers. The edge often widens slightly towards the base of the feathers, away from the tip. These pale edges add, in many birds, to the appearance of the inner web of these primaries being paler than the outer web. *Maldivarum* either has no visible pale edge to the inner web of the inner primaries, or has only a fragmented and very thin (c 0.5 mm), distinctly demarcated fringe, only rarely visible in the field. The fringe is more restricted to the tip and confined to the inner four to five primaries. In a very few birds, the pale fringe runs along the entire tip and onto the outer web, still being very narrow, sharply demarcated and even in width. As the pale fringes do not blend into the rest of the feather in *maldivarum*, they do not create the impression of paler inner webs.

13 Outer secondaries uniformly dark and not paler than inner

The upperside of the outer four secondaries is often paler grey in adult *pratincola*, whereas *maldivarum* has uniformly dark secondaries. This difference was noted by GD, and independently by Alexander Hellquist and Stefan Johansson (in litt), and is well depicted in, eg, Hayman et al (1986). In darker *pratincola*, however, this difference in darkness is slighter, or can even be totally absent.

On many adult *pratincola*, the contrast between paler outer and darker inner secondaries is enhanced by the outer web of the outer secondaries being paler, more grey-brown. When the wing is moderately spread, very little but the outer webs are visible, contributing to the pale appearance of the outer arm. In *maldivarum*, the secondaries are often tinged darker olive-brown than in *pratincola*. On a few *maldivarum*, the outer secondaries can be very slightly paler olive (but not greyer) than the inner. Most *maldivarum*, however, have a uniformly coloured set of secondaries, without difference in colour between the outer and inner secondaries, or between outer and inner webs.

No difference in colour of the outer and inner secondaries exists in juveniles: in both species, the outer secondaries are slightly paler than the inner. Juvenile secondaries only differ in the pattern and size of the pale trailing edge, as described above.

14 Oval nostril shape

When checking the specimens in Paris, LS noted a difference between the two species, which apparently was not mentioned previously in the literature: the shape of the nostrils. Whereas *pratincola* generally has a narrow slit or incision, *maldivarum* has an oval ('egg-shaped') nostril opening. The incision in *pratincola* is formed by a narrow opening in the skin over the nostril (and which could have the function of protecting against salt or sand); consequently, if this is damaged or has been removed on a stuffed specimen, the nostril shape cannot be properly judged. On sharp photographs and well-preserved specimens, however, one practically invariably sees a slit-shaped opening. A few nostrils on *pratincola* are slightly wider than most but not to the extent that they appear oval-shaped. The nostril of *maldivarum* is oval ('egg-shaped') and does not appear to have much protecting skin narrowing the opening. In some birds the feathering reaches all down to the rear edge of the nostril, and on some specimens the nostril is partly covered by this. Very rarely the shape is more narrowly or elongated oval but there appears to be no, or only very little, overlap between *pratincola* and *maldivarum* in shape.

15 Less red on base of lower mandible seen from below in adults

This was another new difference between *pratincola* and *maldivarum*, which was noted by LS in Paris. On adult birds, especially in summer



21 Oriental Pratincole / Oosterse Vorkstaartplevier *Glareola maldivarum*, adult-winter, Long Valley, Hong Kong, China, 27 November 1994 (*Ray Tipper*). Tail length difficult to interpret. Combination of upperpart coloration, tinge of throat-patch, deep orange wash on lower breast and all-black bill unique for adult Oriental. **22** Oriental Pratincole / Oosterse Vorkstaartplevier *Glareola maldivarum*, adult-winter, Ängsnäset, Sweden, 16 August 2001 (*Jens Morin*). Same bird as in plate 23. Only the outer primaries are still to be replaced. The lack of any first-winter feathers proves this bird to be an adult (although some first-winters can look exactly the same). Knowing that this is an adult (when first present it was still partial in summer plumage), however, bill shows average amount of red for the species (nearly absent on lower mandible) and, more importantly, oval nostril. Also note tail projection creating a short hind-body and dark olive-brown upperparts (with slight olive-green cast).





23 Oriental Pratincole / Oosterse Vorkstaartplevier *Glareola maldivarum*, adult-winter, Ängsnäset, Sweden, 16 August 2001 (*Jens Morin*). Same bird as in plate 22. Difficult posture, pro Oriental characters being the contrasting dark-brown centre on the breast-feathers, creating obvious scaly pattern and few deep orangy-buff feathers on centre of lower breast. Ageing on this posture alone would be impossible.

plumage (December to late July), the extent of the red on the lower mandible when seen from below differed. In *pratincola*, there is a bright red portion reaching 1.5-2.5 mm outside the feathering at the base of the lower mandible, whereas in *maldivarum* there is generally no red, or only a hint of brown-red reaching less than 1 mm outside the feathering. Only one or two out of nearly 125 examined specimens appeared to have a little more red, approaching the pattern of *pratincola*. It is possible to see this difference also in many late summer and autumn adults, although the red colour has darkened by this time. On some, the darkening of the red makes them appear to have all-black bills, and so the character cannot be used until the birds become sexually active again in winter.

This character can appear a difficult one to use in the field but it could be seen on the Swedish *maldivarum*, both with a telescope at a range of c 30 m, and on digiscoping images. Often when a bird of prey passes overhead, a perched pratin-

cole will twist its head, look up and expose the underside of its bill.

Supplementary characters

16 Slightly longer legs

Maldivarum has, on average, somewhat longer legs than *pratincola*. In *pratincola*, we measured a tarsus of 28.0-34.0 mm (mean 31.1 mm; n=66) and in *maldivarum* of 30.5-36.0 mm (mean 33.2 mm; n=61). Since both species are very similar in body size, this means that there is an average difference of 7% in length of legs, substantial enough to provide a supporting evidence for the practiced eye. A particularly long-legged bird is more likely to be a *maldivarum* than a *pratincola*.

17 More often short black 'mouth-line' present

On many specimens in collections and on some photographs, it is evident that *maldivarum* has on average a better-developed black 'mouth-line', running from the gape to a short way back on the lower cheek. At least birds with very strongly marked 'mouth-lines' are most likely to be *maldivarum*. The finer variation needs to be clarified before more can be said. See also comments on the Afrotropical subspecies *G p fuelleborni* in Driessens (2005).

24 Oriental Pratincole / Oosterse Vorkstaartplevier *Glareola maldivarum*, adult-winter, Ha Tsuen, Hong Kong, China, 1 November 1987 (*Ray Tipper*). A plumage probably never matched by any Collared Pratincole *G pratincola*. Typical amount of red on lower mandible, very broad black throat-surround adding to the pied head pattern, very dark brown upperparts, rather scaly breast and deep orangy-buff wash on breast.





25 Collared Pratincole / Vorkstaartplevier *Glareola pratincola*, first-winter, Norfolk, England, October 1997 (*Robin Chittenden*). This could prove to be a tricky bird. Bird in fresh winter plumage, being somewhat Oriental Pratincole *G maldivarum*-like dark olive-brown. Two or three of the longer, somewhat hidden scapulars show a pale tip and a dark subterminal wedge, the longest greater primary covert and the old, still unmoulted set of primaries age this bird as a first-winter. Bill base is too dull for an adult. Soft sunlight and age causes tips of outer secondaries to look rather buffy, quite like in Oriental. The nostril has the typical slit shape of Collared with an extensive skin covering most of the nostril. Tail length is not visible in this photograph. Pattern of inner primaries difficult to judge. **26** Collared Pratincole / Vorkstaartplevier *Glareola pratincola*, first-winter, Terneuzen, Zeeland, Netherlands, November 1987 (*René Pop*). Bird in transitional plumage but greyish-brown colours typical for Collared. Some greater coverts show pale fringe and dark subterminal wedge, large amount of lesser coverts is also still juvenile and worn, as well as outer primaries, outer greater primary coverts and complete tail. Tail length and bill coloration resemble those of adult Oriental Pratincole *G maldivarum* but secondary-tips too pure white and nostril typically slit-shaped. Inner primaries hang down to show paler inner web and their broad, merging, pale fringe.





27-28 Collared Pratincole / Vorkstaartplevier *Glareola pratincola*, first-winter, Salalah, Oman, 9 November 2003 (Ray Tipper). Worn first-winter, showing worn juvenile scapulars (pale tips have abraded) and greater coverts and pale-fringed juvenile primaries (thus pattern not useful) and ruffled tail-feathers. Tail length, grey-brown plumage tone and lack of obvious dark throat-surround are characters pointing to Collared. Nostril shape difficult to judge in plate 27 but slit-shape visible in plate 28. Whitish tips to secondaries only visible on outer secondary hanging down under greater coverts (more buff in juvenile Oriental Pratincole *G maldivarum*).





29 Collared Pratincole / Vorkstaartplevier *Glareola pratincola*, first-winter, Terneuzen, Zeeland, Netherlands, November 1987 (Patrick Beirens). Same bird as in plate 26. Short, juvenile tail reminiscent of Oriental Pratincole *G maldivarum*. Tips of juvenile secondaries buff instead of white (as in adults). Typically, secondary-tips are not sharply demarcated and lack dark sub-terminal markings, as would be the case in Oriental. Note that pale trailing edge gives the impression to protrude onto the tips of the inner primaries, as they have paler inner webs.



30 Oriental Pratincole / Oosterse Vorkstaartplevier *Glareola maldivarum*, first-winter, Japan, 18 August 2001 (Norio Kawana). Leg length is hidden in this bird. A first-winter Collared Pratincole *G pratincola* with short tail could prove to be hard to tell apart. Some wing-coverts and at least one scapular are still juvenile. Also, the dull-coloured bill base points out that this is a first-winter bird which has completed its body moult, or nearly so. Inner four or five primaries are new. Probably a bird which hatched early in the season.

18 Darker lore in summer plumage
Maldivarum in adult-summer plumage not only has somewhat more prominently marked black lores than *pratincola* but also has darker brown (almost blackish) sides of the forehead, which add to the impression that the black lores are prominent. Note that when strong light falls in a certain angle, also *pratincola* can appear to have broad dark lores and dark sides of the forehead but if the light is more neutral, on an overcast day – so that the lores can be properly judged – this difference can prove a useful supplementary character.

19 Richer rufous-brown tinge to sides of head and neck in summer plumage

Although an obvious orange-brown tinge on sides of neck and on rear part of head is a strong indication of *maldivarum* in adult-summer plumage, several *pratincola* show this character as well, and it is advised not to use this character other than as a supportive indication.

Conclusions

When identifying a suspected *maldivarum*, the possibility of a worn *pratincola* should be excluded, which can rarely have shorter tail-streamers and often lacks a broad white trailing

edge to the secondaries. As a result, *pratincola* and *maldivarum* can be extremely similar. The presence of the full spectrum of *maldivarum* characters is confirmative for Oriental Pratincole but just the presence of a rather shallow tail-fork and/or the lack of a white trailing edge to the secondaries is not enough to guarantee the correct identification. The months December to June (often even to mid July) form the *rather safe period* to identify *pratincola* and *maldivarum*. During the *unsafe months* (late July to November), field identification holds certain risks. We can divide the characters in three categories:

Important characters

Secondary trailing edge

- A broad white trailing edge clinches the identity as *pratincola*.
- A serrated white trailing edge is also a good pointer for *pratincola*.
- The (near) absence of a white trailing edge in fresh plumage is indicative of *maldivarum* but does not clinch the identity as such.
- A narrow buffish trailing edge (theoretically) only fits juvenile/first-winter *maldivarum*. Beware of a soiled or worn trailing edge in *pratincola*.



31 Collared Pratincole / Vorkstaartplevier *Glareola pratincola*, juvenile, Ebro delta, Tarragona, Spain, 18 July 2003 (Karel A Mauer). Bird in fresh juvenile plumage, difficult to identify. Elongated Collared silhouette is not yet developed as the primaries are still rather short. Nevertheless, the tail is already too long for Oriental Pratincole *G maldivarum*, showing two quite widely spaced tips to the outer tail-feathers. Slit-shaped nostril is not reliably visible. Feather centres on upperparts are mid-brown, lacking harsh contrast with pale tips of Oriental and creating buff cast over the plumage. 32 Collared Pratincole / Vorkstaartplevier *Glareola pratincola*, juvenile, Ebro delta, Tarragona, Spain, 18 July 2003 (Karel A Mauer). Same bird as in plate 31, practically impossible to identify in this posture, except for broad, white tips to secondaries, visible on underside of wing. 33 Collared Pratincole / Vorkstaartplevier *Glareola pratincola*, juvenile, Histria, Romania, August 1998 (Laszlo Szabo). Rather dark, moulting juvenile. Underside of outer tail-feather is visible and shows broad black tip. Nostril shape too narrow for Oriental.





34



35



36



37

34 Collared Pratincole / Vorkstaartplevier *Glareola pratincola*, adult-summer, Ebro delta, Tarragona, Spain, June 2002 (Yves Adams). Classic Collared showing browner central tail-feathers, broad white secondary trailing-edge, fading to grey-brown over inner primaries. Also note that inner secondaries are darker centred (blackish) than outer (brownner).

35 Collared Pratincole / Vorkstaartplevier *Glareola pratincola*, adult-summer, Ebro delta, Tarragona, Spain, June 2002 (Yves Adams). Again a very typical flight silhouette. Very often, it is impossible to see the red underwing-patch in the field.

36 Collared Pratincole / Vorkstaartplevier *Glareola pratincola*, adult-summer, Lesvos, Greece, 23 May 2004 (Raymond de Smet). Typical Collared showing narrow trailing edge to secondaries, not extending onto primaries. Black on outer tail-feathers reaching half of the feather length over the shaft. Note short, black mouth-line.

37 Collared Pratincole / Vorkstaartplevier *Glareola pratincola*, adult-summer, Lesvos, Greece, 23 May 2004 (Raymond de Smet). Flight shot illustrating typical trailing edge of Collared but in this bird it is not extending onto inner primaries. Red underwing-patch is hardly visible. Note black on outer tail-feathers reaching up to half of the feather length over the shaft.



38



39



40



41

38 Collared Pratincole / Vorkstaartplevier *Glaresola pratincola*, juvenile, Turkey, September 1983 (Curt Johnsson). Secondary trailing-edge is already whitish-buff in juvenile Collared. Oriental Pratincole *G. maldivarum* would show narrower and more buffy feather-tips. Difference between top-heavy Oriental and long-tailed Collared is much less obvious in juveniles and first-winters. In Oriental, the tail would still look shorter.

39 Collared Pratincole / Vorkstaartplevier *Glaresola pratincola*, adult-summer, Lesvos, Greece, 23 May 2004 (Raymond de Smet). Adult showing rather narrow trailing edge, paler inner primaries, long tail and white shaft to outer primary. In Oriental Pratincole *G. maldivarum*, the set of secondaries will never show as pale as in this photograph.

40 Collared Pratincole / Vorkstaartplevier *Glaresola pratincola*, adult-summer, Ebro delta, Tarragona, Spain, May 1988 (René Pop). Very typical Collared showing characteristic structure. Also note particularly paler outer secondaries, paler inner web to inner primaries (especially distally) and rather fresh and broad, pure white tip to secondaries.

41 Oriental Pratincole / Oosterse Vorkstaartplevier *Glaresola maldivarum*, adult-summer, Thailand, spring 1997 (Edward Verduyze). Typical bird showing all-dark remiges, contrasting only slightly with dark brown upperparts. Outer primary shaft dark brown, so nearly invisible. Amount of black on outer tail looks rather large but distorted by perspective.



42 Collared Pratincole / Vorkstaartplevier *Glareola pratincola*, adult-summer, Histria, Romania, 1998 (Laszlo Szabo). Fresh adult-summer showing broad, pure white tip to the secondaries, most prominent on the outer (usually, they are broadest on the inner).

Tail-fork

- The presence of a clear tail projection (> 10 mm) clinches the identity as *pratincola*.
- A tail on a first-summer bird or older falling strikingly short of wing-tips (> 15 mm) clinches the identity as *maldivarum*.
- A tail-fork exceeding $2/3$ of the distance between lower edge of brown back and tip of central tail-feathers is indicative of *pratincola*. (Odd *maldivarum* can possibly approach this, though.)

Primary pattern

- When the inner webs of the inner primaries are distally paler than the outer webs, and form a diffuse continuation of the secondary trailing edge, the identity as *pratincola* is certain (but beware of the effects of light and translucency).
- Primaries appearing all black can be found in both species.
- *Pratincola* often shows a brownish sheen to the upper edge of the closed primaries (even when fresh).
- *Maldivarum* has a very narrow, sharply demarc-

ated edge, not resulting in a paler area here (but beware of heavily bleached individuals).

Secondary pattern

- When the outer secondaries are distinctly paler than the inner ones, the identity as *pratincola* is certain.
- Secondaries appearing uniformly all-dark can be found in both species.

Tail pattern

- When the small dark tip of the outer tail-feather crosses the shaft in a straight line, the identity as *maldivarum* is certain.
- When the dark tip of the outer tail-feather runs quite a long way down over the shaft, it is indicative of *pratincola*.
- If the black tip of the outer tail-feather forms c 40-50% of the length of t6, it fits *pratincola*; a proportion of 20-35% indicates *maldivarum*.

Nostril shape

- A slit-shaped nostril is typical for *pratincola*. If the nostril is about three times longer than broad, or more (variation 2.5 to 4), and has

rather parallel sides, the identity as *pratincola* is clinched.

- An egg-shaped nostril, less than twice as long as broad, clinches the identity as *maldivarum* (a very few can have slightly more oblong shape, though still oval).

Red on bill-base seen from below

- Much bright red on bill-base seen from below is typical for adult *pratincola* in summer plumage.
- No or only insignificant red on bill-base seen from below is indicative of *maldivarum*. Beware of immature or adult-winter *pratincola* losing the red colour after breeding, usually late July-November. A bird with red still around the gape but none or very little on bill-base below should be *maldivarum*.

Useful supplementary characters

Colour of underparts

- An orange to rufous-red wash on the underparts (lower breast to upper belly) is typical for *maldivarum* (but see Driessens 2005).

Colour of shaft of outer primary (upperside)

- A white to creamy white shaft is indicative of *pratincola* (but not conclusive).
- A deep buff or brown shaft is indicative of *maldivarum* (but not conclusive).

Colour of upperparts

- In spring, this is a useful supplementary character, *pratincola* being pale sandy-brown or tawny-brown and *maldivarum* darker tawny-brown, often with an olive tinge. During late summer and autumn, there is more overlap between the colour of *pratincola* and *maldivarum*.

Colour of throat

- A richly saturated orange-buff throat-bib, surrounded by a broad and neat black and white surround, is a strong indication of *maldivarum* in adult-summer plumage (but see comments in Driessens 2005).
- A pale sandy-buff or pinkish-buff throat-bib can be found in both species.

Length of legs

- Particularly long-looking legs are indicative of *maldivarum*, and short-looking for *pratincola*. Most birds are intermediate.

Characters not useful for separating both species

Amount of red on bill base seen in profile

- This is difficult to assess objectively and shows much overlap between the two species.

Slightly thicker and blunter bill

- This difference is far too subtle, subjective and variable to be of any use in the field.

Darkness of legs

- Although there are claims to the contrary, leg colour in *pratincola* and *maldivarum* appears to be the same or so similar that it should not be used for separation.

Colour of side of neck

- If clearly visible, a rufous tinge to the sides of the head and/or hindneck can be a hint for *maldivarum* but there is much overlap.

Acknowledgements

We thank René Dekker and Hein van Grouw, who supported GD when he was doing research at the skin collection of the NNM in Leiden, Michel Louette at the Koninklijk Museum voor Midden Afrika in Tervuren, Belgium, and Robert Prÿs-Jones at the BMH in Tring. We thank Claire Voisin and Jean-François Voisin at the MNHM in Paris for assisting LS when examining the skins and Per Ericson and Göran Frisk at the NRM in Stockholm and the staff at the ZMUC at Copenhagen for their help. Alexander Hellquist, Erik Hirschfeld, Curt Johnsson, Clas Kyrk, Stefan Lithner, Lars Nilsson, Klaus Malling Olsen, Johan Stenlund and Uno Unger are acknowledged for the correspondence concerning the identity of the Swedish *maldivarum* and the interesting information that was placed on the Internet; this was a model discussion for how identification problems can be solved and shared in the future. The following persons are acknowledged for reading earlier drafts and for their useful comments: Max Berlijn, Gunter De Smet, Raf Drijvers, Neil Ferguson, Felix Heintzenberg, Justin Janssen, Jan van der Laan, Jan Vanwynsberghe, Roland van der Vliet and Mark Zekhuis. Photographic material was kindly provided by Yves Adams, Kees Bakker, Patrick Beirens, Arnaud van den Berg, Karel Beylevelt, Suzanne Bonmarchand, Agris Celmins, Robin Chittenden, Jef De Ridder, Raymond de Smet, Hans Gebuis, Marc Guyt, Kim Hyun-Tae, Björn Johansson, Curt Johnsson, Ruud Kampf, Norio Kawana, Christian Kerihuel, Cem Orkun Kirac, Jean-Marc Lustrat,

Milko Marchetti, Karel Mauer, Ugo Mellone, Jens Morin, Gerard Mornie, René Pop, Bob Scott, Laszlo Szabo, Ray Tipper, Edward Vercruysee, Ooy Ben Yeang and the late Laurence Poh. Jan van der Laan from the Commissie Dwaalgasten Nederlandse Avifauna (CDNA) is thanked for sending detailed information on the Dutch bird from August 1997. Last but not least, thanks go to Patrick Buys, Joris Elst and Viki Meeuwis for helping GD during the long museum hours and for their help in photographing the numerous skins. These photographs proved to be essential for basic home research.

Samenvatting

VORKSTAARTPLEVIER EN OOSTERSE VORKSTAARTPLEVIER – EEN KRITISCHE BEOORDELING VAN DETERMINATIEKENMERKEN Naar aanleiding van waarnemingen van enkele moeilijk determineerbare vorkstaartplevieren *Glareola* in Nederland en Zweden onderzochten de auteurs de kenmerken die Oosterse Vorkstaartplevier *G maldivarum* van Vorkstaartplevier *G pratincola* onderscheiden. Door dit onderzoek werden bovendien enkele nieuwe of weinig bekende kenmerken bekend.

De witte armvleugelachterrand die, samen met de kortere en dus minder diep gevorkte staart, bekend staat als het meest betrouwbare kenmerk vertoont veel meer variatie dan meestal wordt gedacht. Het is dus belangrijk om een combinatie van meerdere kenmerken te gebruiken om tot een sluitende determinatie te komen. Net als bij andere steltlopers is het bij het determineren van een vorkstaartplevier van groot belang om eerst de leeftijd te bepalen. Hiervoor dient men op de hoogte te zijn van de variatie, het sleetverloop en de rui van elk verenkleed.

De volgende reeds bekende (of vermeende) kenmerken en hun variabiliteit worden besproken: **1** aanwezigheid van duidelijkere witte armvleugelachterrand bij *pratincola*; **2** kortere buitenste staartpenen (vleugels projecteren 2-3 cm voorbij staarttop) bij *maldivarum*; **3** donkerdere bovendelen bij *maldivarum*; **4** uitgebreider oranjeachtig waas op onderborst (tot buik) bij *maldivarum*; **5** donkere bovenzijde van buitenste handpenschacht bij *maldivarum*; **6** dieper oranjebeige keelvlak bij *maldivarum*; **7** bredere zwart-witte keelomranding bij *maldivarum*; **8** beperktere hoeveelheid zwart in staart bij *maldivarum*; **9** omvang van rode snavelbasis in profiel gezien (geen bruikbaar kenmerk); **10** omvang van rood ondervleugelveld (geen bruikbaar kenmerk); en **11** wat kortere en minder spitse snavel bij *maldivarum* (geen bruikbaar kenmerk).

Vier nieuwe of weinig bekende kenmerken worden in detail beschreven: **12** kleurverschil tussen binnen- en buitenvlag van binnenste handpennen bij *pratincola*; **13** kleurverschil tussen binnenste en buitenste armpennen bij *pratincola*; **14** vorm van het neusgat (korter en ronder bij *maldivarum*); en **15** minder rood op onderzijde van ondersnavel bij *maldivarum* (bij adulte vogels).

Vier kenmerken worden genoemd die de determinatie kunnen ondersteunen: **16** tarsuslengte (korter bij *pratincola*); **17** lengte van zwarte mondstreep (langer bij *maldivarum*); **18** kleur van teugel (in adult zomerkleed) (donkerder bij *maldivarum*); en **19** oranjeachtige tint op zijkop en -hals bij *maldivarum*.

De variatie in de meeste van deze kenmerken wordt getoond op platen en foto's.

Bij het determineren van een Oosterse Vorkstaartplevier in Europa of elders buiten de reguliere gebieden dient eerst de mogelijkheid van een gesleten Vorkstaartplevier te worden uitgesloten. Van december tot juni zijn beide soorten 'veilig' te onderscheiden maar van juli tot november zijn aan de determinatie bepaalde risico's verbonden. Een combinatie van meerdere kenmerken is dan wel sluitend maar alleen het vaststellen van een ondiepe staartvork en het ontbreken van een witte armvleugelachterrand volstaat niet.

References

- Baha el Din, M & Baha el Din, S 1996. The first Oriental Pratincole *Glareola maldivarum* in Egypt. Sandgrouse 18: 64-65.
- Beaman, M & Madge, S 1998. The handbook of bird identification for Europe and the Western Palearctic. London.
- van den Berg, A B & Bosman, C A W 1999, 2001. Zeldzame vogels van Nederland – Rare birds of the Netherlands. Avifauna van Nederland 1. First, second edition. Haarlem.
- Burns, D W 1993. Oriental Pratincole: new to the Western Palearctic. Br Birds 86: 115-120.
- Cramp, S & Simmons, K E L (editors) 1983. The birds of the Western Palearctic 3. Oxford.
- Driessens, G 2005. Field identification of Afrotropical Collared Pratincole. Dutch Birding 27: 35-40.
- Fredriksson, R, Zetterström, D & Ekström, G 2001. Fältbestämning av orientalsk och rödvingad vadarsvala. Roadrunner 9: 73-74.
- Gantlett, S & Millington, R 1993. The Oriental Pratincole in Norfolk. Birding World 6: 192-193.
- Glutz von Blotzheim, U N, Bauer, K M & Bezzel, E (editors) 1977. Handbuch der Vögel Mitteleuropas 7. Wiesbaden.
- Grimmett, R, Inskipp, C & Inskipp, T 1998. Birds of the Indian Subcontinent. London.
- Harris, A, Shirihai, H & Christie, D A 1996. The Macmillan birder's guide to European and Middle Eastern birds. London.
- Hayman, P, Marchant, J & Prater, T 1986. Shorebirds: an identification guide to the waders of the world. London.
- Higgins, P J & Davies, S J J F 1996. Handbook of Australian, New Zealand and Antarctic birds 3. Oxford.
- Lewington, I, Alström, P & Colston, P 1991. A field guide to the rare birds of Britain and Europe. London.
- Mitchell, D & Young, S 1997. Photographic handbook of the rare birds of Britain and Europe. London.
- Pringle, J D 1987. The shorebirds of Australia. North Ryde.
- Rogers, M J & Rarities Committee 1994, 1995. Report

on rare birds in Great Britain in 1993; in 1994. *Br Birds* 87: 503-571; 88: 493-558.
Rosair, D & Cottridge, D 1995. Photographic guide to the waders of the world. London.
Rowlands, J A 1994. First record of Oriental Pratincole *Glareola maldivarum* in Cyprus. *Sandgrouse* 16: 56-57.
Smithe, F B 1974, 1975, 1981. *Naturalist's color guide*.

New York.
Svensson, L 2001. *Orientalisk vadersvala i Skåne. Roadrunner* 9: 40.
Svensson, L, Grant, P J, Mullaney, K & Zetterström, D 1999. *Collins bird guide*. London.
Vinicombe, K & Cottridge, D M 1996. *Rare birds in Britain and Ireland: a photographic record*. London.

Gerald Driessens, Pastoriestraat 16, 2500 Lier, Belgium (gerald.driessens@pandora.be)
Lars Svensson, Runebergsgatan 4, 114 29 Stockholm, Sweden (lars.svensson-lullula@telia.com)

Field characters of Afrotropical Collared Pratincole

Gerald Driessens

When preparing the paper on the identification of Collared Pratincole *Glareola pratincola* and Oriental Pratincole *G maldivarum* (Driessens & Svensson 2005), I examined many skins of the Afrotropical subspecies of Collared Pratincole. I concluded that, contrary to general belief, most Afrotropical Collared Pratincoles, especially those in summer plumage, can be separated from the Palearctic subspecies *G p pratincola* of Collared Pratincole. Therefore, it seems useful to discuss their identification. As Afrotropical Collared Pratincoles are, in a number of respects, more similar to Oriental Pratincole, it is also appropriate to discuss, where necessary, their separation.

Although there are no records of Afrotropical Collared Pratincoles in the Palearctic, it is quite possible that they may regularly occur in northern Africa, the Middle East or in the Arabian peninsula.

Taxonomy

The number of subspecies of Collared Pratincole is a matter of opinion. Dickinson (2003) recognizes four subspecies: *G p pratincola* (Linnaeus, 1766), breeding from southern Europe and northern Africa to Kazakhstan and Pakistan, and wintering in northern tropical Africa; *G p erlangeri* Neumann, 1920, breeding in coastal southern Somalia and northern Kenya; *G p fuelleborni* Neumann, 1910, breeding from Senegal to

southern Kenya, south to eastern Zambia, Zimbabwe and eastern South Africa; and *G p riparia* Clancey, 1979, breeding in Angola, south-western Zambia, north-eastern Namibia and north-western Botswana, spending its non-breeding season in coastal Mozambique. Dickinson (2003) includes *G p 'limbata'* in *G p pratincola*, which is in line with Cramp & Simmons (1983) and Hayman et al (1986). *G p erlangeri*, averaging a fraction smaller than *G p fuelleborni*, falls within the plumage variation of *G p fuelleborni*. *G p pratincola* could mix with Afrotropical subspecies as its wintering range overlaps with the respective breeding ranges of *G p erlangeri* and *G p fuelleborni*. According to Urban et al (1986), Collared Pratincole is a monotypic species and they consider the differences in structure and plumage to be clinal or individual.

Here, I distinguish a Palearctic group and an Afrotropical group. The Palearctic group consists of the subspecies *G p pratincola* (hereafter 'Palearctic *pratincola*'); the Afrotropical group includes the subspecies *G p erlangeri*, *G p fuelleborni* and *G p riparia* (hereafter 'Afrotropical *pratincola*').

Identification

For a general introduction to pratincole identification, see Driessens & Svensson (2005). Afrotropical *pratincola* is structurally similar to Palearctic *pratincola*. Afrotropical *pratincola* is

also similar to Palearctic *pratincola* in tail pattern, nostril shape, white trailing edge to the secondaries, and outer-primary shaft colour.

1 Throat

Afrotropical *pratincola* more often shows a deep ochre throat-patch than Palearctic *pratincola*. In this respect, Afrotropical *pratincola* is more like *maldivarum*. Afrotropical *pratincola* tends to show a less distinct pale inner throat-surround than Palearctic *pratincola* although there is overlap. In *maldivarum*, this white border is often broad and well marked. As in all Palearctic *pratincola*, the black throat-surround typically narrows at the lower point, separating Afrotropical *pratincola* from typical *maldivarum*. However, at least one examined specimen of *fuelleborni* showed an evenly broad black throat-surround throughout.

2 Mouth-line

Many Afrotropical *pratincola* show a long and contrasting mouth-line, consisting of a row of black feathers (figure 1). Both sexes show this


character to the same extent. It is also a supplementary character separating *maldivarum* from Palearctic *pratincola* (Driessens & Svensson 2005). If a mouth-line is present at all in Palearctic *pratincola*, it is generally very short.

3 Cap on crown

If present, the dark cap on the crown is one of the easiest features to separate Afrotropical *pratincola* from Palearctic *pratincola*. The dark crown cap is divided from the dark upperparts by a pale hindneck. Although some *fuelleborni* lack this character, most show a dark forehead that merges with the dark lores, creating a distinct dark cap. This feature is best visible on the forehead but sometimes it shows as a demarcated cap on the hindcrown as well. In Afrotropical *pratincola*, the lores are generally darker than in Palearctic *pratincola*. *Maldivarum* also has darker lores than Palearctic *pratincola*.

Probably, the best way to assess the presence of a dark cap in the field is by looking at a bird head-on. The dark forehead will stand out against the red bill-base and (in pale-throated

FIGURE 1 Afrotropical Collared Pratincole / Afrikaanse Vorkstaartplevier *Glareola pratincola erlangeri/fuelleborni/riparia*, adult-summer (Gerald Driessens). Typical individual. Note dark forehead and upperparts, rich buff throat-patch with long, dark mouth-line, narrow white edge along inner border of throat-patch, wash over lower-breast running down towards belly and primaries showing distinct blue-purple gloss.



individuals) against the throat-patch (but remember that many Afrotropical *pratincola* have a rich-coloured throat-patch, reducing the contrast). Some Palearctic *pratincola* show a slightly darker cap, looking very similar to that of poorly marked *fuelleborni*. However, Palearctic *pratincola* never approaches the contrasting dark cap shown by well-marked Afrotropical *pratincola*. This character seems to be present already in juveniles: the dark forehead contrasts with the pale lores. The number of skins of juveniles examined was, however, very small. Anyway, birds in full juvenile plumage are not supposed to meet as there is no overlap in breeding range.

4 Upperparts

The olive-tinged, sepia-brown upperparts of Afrotropical *pratincola* are generally darker than the often warm-rusty-tinged, sandy-brown upperparts of Palearctic *pratincola*. In this respect, Afrotropical *pratincola* resembles *maldivarum*; some Afrotropical *pratincola* show even darker upperparts than *maldivarum* (like some nominate *pratincola*; cf Driessens & Svensson 2005).

In Afrotropical *pratincola*, the primaries and secondaries and the distal parts of the rectrices are generally clearly darker, more oily-black, than in Palearctic *pratincola*. This results in a more obvious contrast between the upperparts and the remiges and rectrices in Afrotropical *pratincola* than in Palearctic *pratincola*. The upperparts coloration of some Afrotropical *pratincola* is similar to that of Palearctic *pratincola*. Generally, in such paler individuals, the dark feather-parts, especially the primaries and secondaries, create an even greater contrast, because these parts are oily-black. However, this does not apply to juvenile Afrotropical *pratincola*, which (as far as can be determined from the few examined specimens) are similar to juvenile Palearctic *pratincola*.

5 Underparts

Many Afrotropical *pratincola* show the same colour as typical Palearctic *pratincola*: a buffish salmon-pink wash on the lower breast and a white belly. A minority of Afrotropical *pratincola* show a more saturated orange-buff but never as deeply as in well-marked *maldivarum*. In some birds, the wash on the underparts runs down to the belly but it is never as intensively coloured as in *maldivarum*. When such Afrotropical *pratincola* have fresh feathers, they appear – just like *maldivarum* – rather scaly on the underparts as the orange feathers are clearly paler tipped.



FIGURE 2 Head characters of nominate Collared Pratincole / Vorkstaartplevier *Glareola pratincola* (left half) and typical Afrotropical Collared Pratincole / Afrikaanse Vorkstaartplevier *G p erlangeri/fuelleborni/riparia* (right half) summer (Gerald Driessens). Afrotropical Collared Pratincole typically has **1** darker brown forehead, decreasing contrast with lores; **2** richer buff throat-patch; **3** often longer black mouth-line; and **4** broader black throat surround (especially below eye).

6 Underwing

In Afrotropical *pratincola*, the 'red' panel on the underwing is, on average, less extensive than in Palearctic *pratincola*. The dark frame surrounding the red is even more obvious than in Palearctic *pratincola* or *maldivarum*. In male Afrotropical *pratincola*, the dark frame formed by the sooty-black wing-coverts and the dark grey under primaries, which are obviously darker than in Palearctic *pratincola*, create a unique dark underwing pattern. The dark underwing stands out against the pale underbody. In female Afrotropical *pratincola*, the wing-coverts forming the dark frame are somewhat browner and the under primaries are paler grey than in male Afrotropical *pratincola*. Female Afrotropical *pratincola* approaches male Palearctic *pratincola*. In most examined specimens, sexing was possible by this feature alone. In juveniles, the underwing is not a useful character, neither for identification nor for sexing.

7 Primaries

A minority of Afrotropical *pratincola* show a clear colour difference between the pale inner and the dark outer web of the inner primaries. In Afrotropical *pratincola* showing this contrast, it is easier to detect than in Palearctic *pratincola* as the blacker outer webs accentuate the contrast. Most Afrotropical *pratincola*, however, show



43 Afrotropical Collared Pratincole / Afrikaanse Vorkstaartplevier *Glareola pratincola fuelleborni*, adult-summer, Amboseli NP, Kenya, 7 januari 1995 (Karel Beylevelt). Typical African Collared (probably male), showing very dark sepia-brown upperparts, little contrast between forecrown and lore and very deep orangy-brown coloured throat-patch with practically no indication of a white border. Birds of the *fuelleborni*-type more often show a clear black mouth-line than nominate *pratincola*. Structure is identical to nominate *pratincola*, including slit-shaped nostril.



44 Collared Pratincole / Vorkstaartplevier *Glareola pratincola*, adult-summer, Ouarzazate, Morocco, 13 April 1992 (Willem Pompert). Dark, sepia-brown crown and upperparts, deep buff throat-patch and warm orangy-buff wash on lower breast produce a very *fuelleborni*-like appearance. Probably, such birds appear more regularly in North Africa than in the European population.

only a slight contrast between the pale inner and the dark outer web of the inner primaries (cf darker individuals in Palearctic *pratincola*).

8 Remiges

A distinct purplish-green gloss on the black feather-parts is present in most Afrotropical *pratincola*. This is an additional feature of Afrotropical *pratincola*. The gloss is visible on the outer primary-webs. If there is only a slight contrast between the inner and outer primary-web, thus when the primaries are uniformly coloured, the gloss is present on the inner webs as well. In addition, most birds show a similar purplish-green gloss on the black distal part of the tail-feathers. Palearctic *pratincola* often has a distinct greenish gloss, but it should be noted that in some North African Palearctic *pratincola*, a rather purplish gloss was noted as well. It is well-known that a purplish-blue gloss wears to green in many species; here, however, this distinction tends to be a rather useful feature.

Summary of characters

The dark cap and upperparts, the often deep ochre throat-patch, the lack of a pale inner border to the throat-patch, an obvious black mouth-

line, the generally warm-rusty tinge to the underparts, and the black glossy primaries make the plumage of Afrotropical *pratincola* appear more similar to that of *maldivarum* than to that of Palearctic *pratincola*. A typical Afrotropical *pratincola* is quite distinct; especially adults in summer plumage can be identified by a combination of characters. However, some Palearctic *pratincola*, especially birds of the northern African population, show features of Afrotropical *pratincola*.

Acknowledgements

I thank René Dekker and Hein van Grouw for their support whilst examining skins at the Nationaal Natuurhistorisch Museum/Naturalis in Leiden. I thank Michel Louette at the Koninklijk Museum voor Midden Afrika in Tervuren, Belgium; Robert Prÿs-Jones at the British Museum for Natural History in Tring, England; and Per Ericson at Naturhistoriska Riksmuseet at Stockholm, Sweden, for similar support. Gerald Oreel, Kees Roselaar and Lars Svensson gave useful comments on earlier drafts of the manuscript. Photographs were supplied by Karel Beylevelt, Patrick Buys, Marc Guyt, Roy de Haas, Juha Koskinen and Willem Pompert. Finally,



45 Afrotropical Collared Pratincole / Afrikaanse Vorkstaartplevier *Glareola pratincola fülleborni*, adult-summer, Amboseli, Kenya, January 1985 (*Roy de Haas*). Another African Collared (probably female) showing most of its characters. Upperparts perhaps not as typically dark as in figure 1 but still showing little contrast with remiges. Note lack of white throat-surround. Black parts (primaries, tail-feathers) show deep purplish-blue gloss, much more pronounced than in average *pratincola*. Inner primary pattern is generally less pronounced than in nominate, as a result of the blacker remiges. **46** Collared Pratincole / Vorkstaartplevier *Glareola pratincola*, worn adult, Chobe, Botswana, 4 December 2001 (*Juha Koskinen*). A worn, rather pale bird, either a wintering nominate *pratincola* or a paler individual of the resident Afrotropical subspecies-group.



I thank Patrick Buys, Joris Elst and Viki Meeuwis for their help in examining and photographing skins.

Samenvatting

HERKENNING VAN AFROTROPISCHE VORKSTAARTPLEVIER Tijdens museumonderzoek aan Vorkstaartplevier *Glareola pratincola* en Oosterse Vorkstaartplevier *G maldivarum* bleken, anders dan uit literatuur naar voren komt, Afrotropische ondersoorten van Vorkstaartplevier (*G p erlangeri*, *G p fuelleborni*, *G p riparia*) als groep met name in adult zomerkleed goed te herkennen.

Vergeleken met Palearctische Vorkstaartplevier *G p pratincola* doen bij Afrotropische de donkerbruine kopkap, de vaak dieper beige keelvlek, het regelmatig ontbreken van de bleke binnenrand van de keelvlek, de aanwezigheid van een lange zwarte mondstreep, de donkerbruine en warm roestbruin getinte bovendelen, de pekwarte en sterk glanzende handpennen en de in verhouding (afhankelijk van geslacht!) donkerder grijze tot zwarte delen van de ondervleugel (nog) meer denken aan Oosterse Vorkstaartplevier. Zelfs juveniele vogels vertonen vaak de donkere kopkap. Het kan ech-

ter uitgesloten worden geacht dat juveniele van Afrotropische en Palearctische Vorkstaartplevieren in hetzelfde gebied voorkomen.

Afrotropische Vorkstaartplevier is vrij gemakkelijk herkenbaar maar men dient op zijn hoede te zijn voor Palearctische Vorkstaartplevieren uit Noord-Afrika die soms verschillende kenmerken van Afrotropische vertonen.

References

- Cramp, S & Simmons, K E L (editors) 1983. The birds of the Western Palearctic 3. Oxford.
- Dickinson, E C (editor) 2003. The Howard and Moore complete checklist of the birds of the world. Third edition. London.
- Driessens, G & Svensson, L 2005. Identification of Collared Pratincole and Oriental Pratincole – a critical review of characters. Dutch Birding 27: 1-35.
- Hayman, P, Marchant, J & Prater, T 1986. Shorebirds: an identification guide to the waders of the world. London.
- Urban, E K, Fry, C H & Keith, S (editors) 1986. The birds of Africa 2. London.

Gerald Driessens, Pastoriestraat 16, 2500 Lier, Belgium (gerald.driessens@pandora.be)

Baltische Mantelmeeuw te IJmuiden in september 2002

Op 20 september 2002 trof ik 's avonds om 18:45 een groep van enkele 100en meeuwen *Larus* aan op het strand ten noorden van de Zuidpier van IJmuiden, Noord-Holland. De meeste betroffen Kleine Mantelmeeuwen *L fuscus graellsii* en Zilvermeeuwen *L argentatus*. Op zoek naar gekleurde Kleine Mantelmeeuwen vond ik verschillende vogels van projecten te IJmuiden en van de Maasvlakte/Europoort, Zuid-Holland, en een exemplaar uit Noorwegen. Na enige tijd werd mijn aandacht getrokken door een vogel met een witte kleuring met een inscriptie beginnend met een C. Op dat moment kwam een wandelaar het strand op met twee honden. Gelukkig kon ik nog net op tijd de code aflezen (C09K) maar de vogel zelf kon niet goed worden bekeken. Ik realiseerde me wel dat deze vogel gekleurd moest zijn in Finland. Het enige dat ik nog kon noteren was dat hij in adult kleed was en een nogal zwarte mantel leek te hebben. Nadat de groep meeuwen was opgevolgen landde een deel weer op een andere plaats op het strand. Helaas kon de betreffende vogel niet meer worden teruggevonden.

Navraag bij de Finse ringcentrale leerde dat de betreffende vogel als pullus was geringd op 12 juli 1996 te Savonlinna, Mikkeli, Finland (62:09 N, 28:24 O), op een afstand van 1782 km van IJmuiden. Op mijn vraag of de ringcentrale mij kon bevestigen dat het om een Baltische Mantelmeeuw *L fuscus fuscus* ging, kreeg ik het volgende antwoord: 'It has almost certainly been *Larus fuscus fuscus*, the other 'grey-backed' subspecies of Lesser Black-backed Gull are very rare breeders in Finland. The exact information will be told in our official thank-you-letter' (Petteri Lehikoinen in litt). Rond 4 oktober 2002 ontving ik de terugmelding waarin bevestigd werd dat het inderdaad om een Baltische Mantelmeeuw ging.

Bewezen Baltische Mantelmeeuwen zijn in Nederland zeer zeldzaam. Vroegere vondsten van geringde exemplaren uit Finland en Zweden gaven bij nader inzien niet de bevestiging dat het daadwerkelijk om dit taxon ging (Hoogendoorn & van Scheepen 1998). De lastige determinatie (onderscheid tussen Baltische Mantelmeeuw en 'intermedius' Kleine Mantelmeeuw) maakt het moeilijk om een goed beeld van de werkelijke status te krijgen. Enerzijds is er de kans dat exemplaren als 'intermedius' worden afgedaan en dus onopgemerkt blijven; anderzijds is er nog

onvoldoende bekend over het onderscheid met 'intermedius' en is niet uitgesloten dat sommige Baltische Mantelmeeuwen in het veld niet te onderscheiden zijn van 'intermedius' en daarom ten onrechte als Baltische Mantelmeeuw aanvaard kunnen worden. Alleen ringvondsten van als pullus geringde vogels kunnen met zekerheid aangeven uit welk broedgebied deze vogels komen en daarmee onomstotelijk bewijs leveren voor de taxonomische identiteit van de vogel. Dit vereist echter wel volledige kennis omtrent de samenstelling van de broedkolonie waarin de vogels geringd zijn. Wanneer dergelijke kennis ontbreekt is ook een ringvondst onvoldoende bewijs (cf Hoogendoorn & van Scheepen 1998).

De Commissie Dwaalgasten Nederlandse Avifauna (CDNA) heeft begin 2004 besloten alle eerder aanvaarde gevallen van Baltische Mantelmeeuw af te voeren, behalve van geringde vogels waarvan de herkomst met zekerheid kon worden afgeleid (van Duivendijk 2004). Door deze beslissing zijn negen eerder aanvaarde exemplaren uit de periode 1992-2000 van de Nederlandse lijst afgevoerd (zie overzicht in van der Vliet et al 2004). Een gekleurringde vogel (C364) op 18 december 2001 op Vlieland, Friesland (geringd op 7 juli 1995 te Kerikmäki, Mikkeli, Finland), betrof met zekerheid een Baltische Mantelmeeuw en is aanvaard als eerste geval voor Nederland (van der Vliet et al 2002). De Baltische Meeuw van IJmuiden is op basis van de bewezen herkomst aanvaard door de CDNA en betreft derhalve het tweede geval (van der Vliet et al 2004). Op 16 oktober 2004 werd in De Kreek, Westkapelle, Zeeland, een gekleurringde eerstejaars Baltische Mantelmeeuw door Jaco Walhout gezien, gefotografeerd (cf Dutch

Birding 27: 76, plaat 94, 2005) en afgelezen (CXVA). Ook deze vogel was geringd in Finland. Indien aanvaard betreft die waarneming het derde geval.

Summary

BALTIC GULL AT IJMUIDEN IN SEPTEMBER 2002 On 20 September 2002, an adult colour-ringed 'lesser black-backed gull' *Larus fuscus* was observed among a group of Lesser Black-backed Gulls *L f graellsii* and European Herring Gulls *L argentatus* at IJmuiden, Noord-Holland, the Netherlands. The white ring was read (C09K) but the bird flew off before the plumage could be studied. The bird proved to be a Baltic Gull *L f fuscus*, ringed on 12 July 1996 at Savonlinna, Mikkeli, Finland (62:09 N, 28:24 E), at a distance of 1782 km from IJmuiden. This is the second ringing recovery for the Netherlands; the first was on 18 December 2001 on Vlieland, Friesland (ringed on 7 July 1995 at Kerikmäki, Mikkeli, Finland (C364)). Recently, the Dutch rarities committee (CDNA) has decided to remove all records from the Dutch list except for ringed birds of proven provenance. As a result, nine previously accepted individuals from 1992-2000 have been removed from the Dutch list. Therefore, these two sightings of colour-ringed birds are now the only two records of Baltic Gull on the Dutch list. If accepted, a colour-ringed bird photographed at Westkapelle, Zeeland, on 16 October 2004, also ringed in Finland, will be the third record.

Verwijzingen

- van Duivendijk, N 2004. CDNA-mededelingen: Recente CDNA-besluiten. Dutch Birding 26: 52.
- Hoogendoorn, W & van Scheepen, P 1998. Status van Baltische Mantelmeeuw in Nederland. Dutch Birding 20: 6-10.
- van der Vliet, R E, van der Laan, J & CDNA 2002, 2004. Rare birds in the Netherlands in 2001, 2003. Dutch Birding 24: 325-349; 26: 359-384.

Fred Cottaar, Lutulistraat 42, 2037 CB Haarlem, Nederland

Brieven

Status of Moroccan Wagtail in Europe

The record of an alleged Moroccan Wagtail *Motacilla subpersonata* in Norway in May 1990 has been re-examined and subsequently rejected by the Norwegian rarities committee (Alf Tore Mjøs in Alström et al 2003, p 345; see also Dutch Birding 25: 421, 2003). This means that the records of Moroccan Wagtail in Portugal in July 1995 and in France in May 1997 are now the first and second for Europe. The Portuguese record concerned a male that was observed at Minas de S Domingos, Beja, on 13-14 July 1995 (Moore 1998, 1999) and the French record a

male that was trapped and photographed at Barcaggio, Haute-Corse, Corsica, on 15 May 1997 (Ornithos 7: 164, 2000). Both records have been accepted by the respective rarities committees (Ornithos 7: 164, 2000, Pardela 11: 16-17, 2000).

References

- Alström, P, Mild, K & Zetterström, B 2003. Pipits and wagtails of Europe, Asia and North America: identification and systematics. London.
- Moore, C C 1998. Primeira observação documentada em Portugal de Alvéola-branca de Marrocos *Motacilla alba subpersonata*. Pardela 7: 21.
- Moore, C C 1999. Moroccan Wagtail in Portugal in July 1995. Dutch Birding 21: 31-33.

Gerald J Oreel, Deurganck 15, 1902 AN Castricum, Netherlands (gerald.oreel@planet.nl)

Redactiemededelingen

Naamgeving van taxa in Dutch Birding

Voor taxonomie, naamgeving en volgorde van in Nederland waargenomen taxa houdt Dutch Birding zich aan de beslissingen van de Commissie Systematiek Nederlandse Avifauna (CSNA) (Sangster et al 1999, 2003). Dit is een gevolg van afspraken tussen DBA, Nederlandse Ornithologische Unie (NOU) en SOVON Vogelonderzoek die werden gemaakt in het kader van de publicatie van Avifauna van Nederland (van den Berg & Bosman 1999, 2001, Bijlsma et al 2001).

Voor niet in Nederland vastgestelde taxa wordt vanaf 1 januari 2004 'Howard and Moore' (Dickinson 2003) gevolgd (zie colofon; cf Dutch Birding 25: 398-399, 2003). Tot 1 januari 2004 werd Sibley (1996) aangehouden. Net als in 2002, 2003 en 2004 (Redactie Dutch Birding 2002, 2003, 2004) worden in het eerste nummer van deze jaargang van Dutch Birding veranderingen in wetenschappelijke naamgeving van West-Palearctische taxa vermeld die niet in 'Howard and Moore' zijn opgenomen of afwijken van eerder door de CSNA en/of Redactie Dutch Birding gepubliceerde besluiten en per 1 januari 2005 zijn doorgevoerd (zie tabel 1). Alle eerder geno-

men besluiten van CSNA en/of Redactie Dutch Birding (cf van den Berg & Bosman 2001, Redactie Dutch Birding 2002, 2003, 2004) houden prioriteit boven 'Howard and Moore'. Voor de Engelse naamgeving van niet in Nederland vastgestelde Palearctische taxa blijft Beaman (1994) de leidraad, behalve als deze naamgeving door gepubliceerde besluiten van CSNA en/of Redactie Dutch Birding is gewijzigd.

Summary

TAXA NAMES IN DUTCH BIRDING From 1 January 2005, Dutch Birding will use new names or new taxonomic treatments for several taxa (see table 1). For taxa on the Dutch list, these changes follow decisions taken by the Dutch committee for avian systematics (CSNA; Sangster et al 1999, 2003), as is the case for a number of changes introduced on 1 January 2002, 1 January 2003 and 1 January 2004 (cf Redactie Dutch Birding 2002, 2003, 2004). For WP taxa not (yet) recorded in the Netherlands, Dutch Birding follows the advice of CSNA members. From 1 January 2004, Dutch Birding follows Dickinson (2003) in stead of Sibley (1996) for all other taxa, unless the treatment is overruled by decisions published by CSNA and/or the editors of Dutch Birding. For English names of Palearctic taxa, mostly Beaman (1994) is followed.

Verwijzingen

Beaman, M 1994. Palearctic birds. A checklist of the

TABEL 1 Vanaf 1 januari 2005 door Dutch Birding gebruikte nieuwe wetenschappelijke namen van West-Palearticse (WP) taxa / New scientific names for Western Palearctic (WP) taxa used in Dutch Birding from 1 January 2005.

Kaapverdise Kleine Pijlstormvogel / Cape Verde Little Shearwater <i>Puffinus boydi</i> (was <i>Puffinus assimilis boydi</i>) (Hazevoet 1995).	<i>dri</i> (was <i>Falco tinnunculus alexandri</i>) (Hazevoet 1995).
Kaapverdise Purperreiger / Bourne's Heron <i>Ardea bournei</i> (was <i>Ardea purpurea bournei</i>) (Hazevoet 1995).	Vergeeten Torenvalk / Neglected Kestrel <i>Falco neglectus</i> (was <i>Falco tinnunculus neglectus</i>) (Hazevoet 1995).
Kaapverdise Buizerd / Cape Verde Buzzard <i>Buteo bannermani</i> (was <i>Buteo buteo bannermani</i>) (Hazevoet 1995).	Kaapverdise Slechtvalk / Cape Verde Peregrine Falcon <i>Falco madens</i> (was <i>Falco peregrinus madens</i>) (Hazevoet 1995).
Alexanders Torenvalk / Alexander's Kestrel <i>Falco alexan-</i>	Kaapverdise Kerkuil / Cape Verde Barn Owl <i>Tyto detorta</i> (was <i>Tyto alba detorta</i>) (Hazevoet 1995).

birds of Europe, North Africa and Asia north of the foothills of the Himalayas. Stonyhurst.
 van den Berg, A B & Bosman, C A W 1999, 2001. Zeldzame vogels van Nederland – Rare birds of the Netherlands. Avifauna van Nederland 1. Eerste, tweede druk. Haarlem.
 Bijlsma, R G, Hustings, F & Camphuysen, C J 2001. Algemene en schaarse vogels van Nederland – Common and scarce birds of the Netherlands. Avifauna van Nederland 2. Haarlem.
 Dickinson, E C (editor) 2003. The Howard and Moore complete checklist of the birds of the world. Derde druk. Londen.

Hazevoet, C J 1995. The birds of the Cape Verde Islands. BOU Check-list 13. Tring.
 Sangster, G, Hazevoet, C J, van den Berg, A B, Roselaar, C S & Sluys, R 1999. Dutch avifaunal list: species concepts, taxonomic instability, and taxonomic changes in 1977-1998. *Ardea* 87: 139-165.
 Sangster, G, van den Berg, A B, van Loon, A J & Roselaar, C S 2003. Dutch avifaunal list: taxonomic changes in 1999-2003. *Ardea* 91: 281-287.
 Sibley, C G 1996. Birds of the world. Version 2.0. CD-ROM. Cincinnati.

Redactie Dutch Birding, Postbus 116, 2080 AC Santpoort-Zuid, Nederland
 (editors@dutchbirding.nl)

Varia

Tibetan Snowcock

The genus *Tetraoallus* comprises five species, known as snowcocks. All are large grouse-like partridges, occurring in the high mountains of Central Asia and marginally in Europe (Caucasus). The five species can be divided into two groups, the white-bellied Altai Snowcock *T altaicus* and Tibetan Snowcock *T tibetanus* and the dark-bellied Caucasian *T caucasicus*, Caspian *T caspius* and Himalayan Snowcock *T himalayensis*. The latter species has been successfully introduced in the Ruby-East Humboldt range in Nevada, USA. All snowcock species were described in the late 18th century and first half of the 19th century: Caspian in 1784, Caucasian in 1811, Altai in 1836, Himalayan in 1843 and, finally, Tibetan in 1854. They are among the highest-living bird species, normally staying well above the tree line and following the snow line

up and down with the changing seasons, coming lower down in winter. The dense and thick plumage with a well-developed downy base at each feather, combined with their large size, enables them to survive winter temperatures as low as -40° C. Their flight action is restricted to gliding flights after running to a high point, with bowed and motionless wings and necks fully extended, gradually losing altitude. Once in flight, they normally top the next ridge and dive down when out of sight, thus being very hard to relocate (Knystautas 1993). Snowcocks are mostly located by their far-carrying curlew *Numenius*-like whistles, with calling birds often standing atop vantage points such as rocky outcrops. Locating calling or foraging birds is rarely easy and may require prolonged scanning of slopes. Most species do not overlap in distribution – making identification on range possible – the exception being Himalayan and Tibetan, which



47-48 Tibetan Snowcock / Tibetaanse Berghoen *Tetraogallus tibetanus*, Gorak Shep, Nepal, altitude 5200 m, October 2003 (Otto Plantema)





49-50 Tibetan Snowcocks / Tibetaanse Berghoenders *Tetraogallus tibetanus*, Gorak Shep, Nepal, altitude 5200 m, October 2003 (Otto Plantema)



overlap widely but are rather easily separated on plumage. Outside the breeding season, snowcocks are social and gather in winter groups of several 10s of birds, sometimes up to 50 (Johnsgard 1988, Madge & McGowan 2002).

Of the five species, Tibetan Snowcock is probably the highest living, usually occurring well above 3500 m and chiefly between 5000 and 6000 m. This may account for the fact that, despite its extensive range, it is little studied compared with the other four species, some of which have much more restricted ranges. In winter, Tibetan may descend as low as 2450 m. Where its range overlaps with Himalayan Snowcock, Tibetan occurs at higher elevations. Four subspecies have been recognized. The variation is mainly clinal, with darker populations in central Tibet and birds becoming more sandy both to the east and to the west. *T t tibetanus* occurs in western Tibet, north-western India and into Tajikistan and southern Xinjiang, China; *T t aquilonifer* in southern Tibet, Nepal, Sikkim and Bhutan; *T t henrici* in Xinjiang; and *T t przewalski* in Qinghai and south-western Gansu, China, intergrading with *T t henrici* in north-western Sichuan, China. Its world population is estimated at a few 100 000 birds and it is locally common over most of its range, although it may be declining in some areas. A cause for concern is the demand for snowcock remains in Chinese medicines as a cure for various ailments including rheumatism.

During a total of 10 treks in the Himalaya, I (Otto Plantema) encountered Tibetan Snowcocks in the border area of Nepal and Tibet on three occasions. The first time, I only heard the bird(s), at Kangshung valley in Tibet. Then, on 4 November 1997, I observed and photographed a flock of 10 birds at Gorak Shep, close to Mount Everest base camp in Nepal, at 5200 m. The birds disappeared after a short while and could not be relocated that day. When I returned to this

area – which is flanked by the majestic Mount Everest, Lhotse and Nuptse – in October–November 2003 during a four-week light-weight trek, I planned to camp for three days (13–15 October) at the same site in the hope to obtain better photographic opportunities. Already the first morning, I heard the characteristic *keep-keep-keep* call at sunrise, c 200 m from my tent. I subsequently found 24 individuals foraging in the early morning sun on the sparsely vegetated slopes, at c 5200 m. Later that morning, the birds moved lower to the rocky slopes adjacent to the Khumbu glacier, where they could be observed in loose groupings during the rest of the day. The following two days, the same routine was observed. Most birds could be approached to 10–20 m before running away or flying off but some were (even) tamer, allowing the accompanying photographs to be taken. In the photographs, the main characters can be seen: the large size, brownish-grey upperparts and tail, white ear-covert patch, two grey bands across the breast and white underparts with black flank stripes. The birds illustrated belong to the subspecies *T t aquilonifer*. Juveniles are smaller and drabber than adults and lack the double grey breast band, with the breast being brownish grey. Sexes are very similar and subtle differences are clouded by individual variation. However, there is one discriminating character: males have a short spur, which is absent in females (cf Madge & McGowan 2002).

References

- Johnsgard, P A 1988. The quails, partridges, and francolins of the world. Oxford.
 Knystautas, A 1993. Birds of Russia. London.
 Madge, S & McGowan, P 2002. Pheasants, partridges and grouse: a guide to the pheasants, partridges, quails, grouse, guineafowl, buttonquails and sandgrouse of the world. London.

Otto Plantema, Braakpeel 1, 6034 RP Nederweert, Netherlands (otto.plantema@planet.nl)
 Enno B Ebels, Joseph Haydnlaan 4, 3533 AE Utrecht, Netherlands (ebels@wxs.nl)

CDNA-mededelingen

Recente CDNA-besluiten In de wintervergadering van 22 januari 2005 zijn de volgende besluiten genomen. Op het personele vlak bestaat de belangrijkste wijziging uit het vertrek van Max Berlijn (na twee volle termijnen) als commissielid; zijn opvolger is Laurens

Steijn. MB blijft de commissie ondersteunen als 'extern archivaris' (zonder stemrecht). Dit betekent dat hij de ingekomen gevallen (op papier en digitaal) inboekt, bundelt en gereedmaakt voor roulatie, en na afronding van de roulatie de dossiers gereedmaakt voor archive-

ring. In deze nieuwe rol kan MB ook een signalerende en initiërende rol spelen met betrekking tot meldingen waarvan formele indiening (te) lang op zich laat wachten. Een ander voordeel van MB's nieuwe rol is dat deze tijdrovende klus nu niet meer door één van de stemmende leden hoeft te worden gedaan, zodat die zich zo veel mogelijk op het beoordelen kunnen concentreren. Teus Luijendijk heeft als bijzondere taak op zich genomen om de commissieleden op de hoogte te houden van relevante determinatiediscussies die zich op internet afspelen en Ruud Brouwer wordt roulatie-commissaris. De overige taken zijn ongewijzigd: Roland van der Vliet blijft voorzitter en Bert de Bruin secretaris/penningmeester (de overige leden zijn Theo Bakker, Nils van Duivendijk en Pim Wolf). Op het vlak van beoordeeltaxa is besloten één wijziging door te voeren; met ingang van 1 januari 2005 wordt Rood-

stuitzwaluw *Hirundo daurica* niet meer beoordeeld. De laatste jaren is het aantal gevallen sterk toegenomen zodat er nu gemiddeld meer dan twee sinds 1980 zijn geweest en de kans op determinatiefouten is bij deze soort klein. De commissie heeft in de vergadering één nieuwe soort toegelaten tot de Nederlandse lijst: Westelijke Blonde Tapuit *Oenanthe hispanica*. Het betreft de waarneming van een mannetje bij Lies op Terschelling, Friesland, op 11 mei 2001. Omdat Westelijke Blonde Tapuit door de herziening van alle 'blonde tapuiten' *O hispanica/melanoleuca* recent was afgevoerd zorgt deze aanvaarding nu voor de terugkeer van deze soort op de lijst (cf Dutch Birding 26: 371, 374, 2004). Met betrekking tot herzieningen van gevallen van andere taxa (cf Dutch Birding 26: 332, 2004) is op dit moment geen nieuws te melden. BERT DE BRUIN & ROLAND VAN DER VLIET

DBA-nieuws

Dutch Birding-vogelweek in oktober 2005 De Dutch Birding-vogelweek zal in 2005 plaatsvinden van zaterdag 1 oktober tot en met vrijdag 7 oktober. Het is dan voor de 20e achtereenvolgende keer dat de Dutch Birding Association een vogelweek op Texel, Noord-Holland, organiseert. Aan dit lustrum willen we uiteraard niet zomaar voorbijgaan. Het streven is om ten minste vijf interessante lezingen aan te bieden (op zaterdag, maandag, dinsdag, woensdag en donderdag), op een centrale locatie. Voor de traditionele mystery bird-competitie op dinsdag 4 oktober en de Big Day op donderdag 6 oktober wordt reeds gezocht naar professionele sponsoring (mooie prijzen!). Deelname zal daarom niet zo vrijblijvend zijn als voorgaande jaren. We hopen

te kunnen voortborduren op de goede afspraken die er in oktober 2004 gemaakt zijn met camping De Robbenjager en het ringstation, zodat ook op moeilijker of niet vrij toegankelijke locaties zeldzaamheden onder begeleiding (bijvoorbeeld op De Robbenjager) of tegen een geringe vergoeding (het ringstation) te zien zullen zijn. Over de concrete invulling van deze vogelweek zullen in Dutch Birding, op de Dutch Birding-vogelijjn (0900-BIRDING; EUR 0.35/min) en op de DBA-website (www.dutchbirding.nl) te zijner tijd nadere mededelingen worden gedaan. Voor meer informatie kunt u bellen met Marc Plomp (0348-433730, 06-54657040) of Gijsbert van der Bent (071-4024547, 06-23532750). GJSBERT VAN DER BENT

Aankondigingen & verzoeken

Gekleurde Zilvermeeuwen en Kleine Mantelmeeuwen Na bijna 10 jaar stilstand is de draad weer opgepakt en worden aflezingen van gekleurde Zilvermeeuwen *Larus argentatus* en Kleine Mantelmeeuwen *L. fuscus* die in de jaren 1980 (en nadien) van kleuringen werden voorzien door Arie Spaans en medewerkers (Alterra) weer onmiddellijk verwerkt en worden de aflezers op de hoogte gesteld van de 'life-history' van hun vogel. Hierbij dan ook een dringende oproep om toch nog eens door de notitieboekjes te bladeren en een eventueel vergeten aflezing alsnog te melden, ditmaal aan de nieuwe databasemanager Kees Camphuysen van het Koninklijk Nederlands Instituut voor Onderzoek der Zee.

De volgende informatie dient te worden genoteerd en doorgegeven: ringcode, vogelsoort, datum, plaats

(plus atlashokaanduiding of geografische coördinaten), naam van de waarnemer, eventuele bijzonderheden en een contactadres.

Als beloning ontvangt de aflezer een complete lijst van waarnemingen van de gemelde vogel (mits traceerbaar) plus, wanneer dat de moeite loont, een kaartje van de meldingen in kleur, per post (geprint) of per e-mail (als excel-file).

Informatie over de gebruikte kleurcodes is te vinden op de website <http://home.planet.nl/~camphuys/kleuringen.htm>.

U kunt uw aflezingen sturen (bij voorkeur per e-mail) naar: Kees Camphuysen, Koninklijk Nederlands Instituut voor Onderzoek der Zee, Postbus 59, 1790 AB Den Burg, Texel, Nederland, e-mail camphuys@nioz.nl.

Recensies

BJØRN OLAV TVEIT, GEIR MOBAKKEN & OVE BRYNE 2004. *Fugler og fuglafolk på Utsira*. Utsira Fuglestasjon. Postboks 23, 5547 Utsira, Norway; website <http://home.no.net/utsira>. ISBN 82-996967-0-4. 288 pp. NOK 349.00, EUR 50.00.

Fugler og fuglafolk på Utsira (Birds and birdwatchers of Utsira) is a 288-page book dedicated to the ornithology of this tiny island. Utsira, situated 17 km off the west coast of southern Norway, is one of those famous small islands in north-western Europe that seem to act as magnets upon rare birds (and birders) in spring and autumn (see Dutch Birding 20: 197-205, 1998). For instance, on Utsira, Olive-backed Pipit *Anthus hodgsoni* and Steppe Grey Shrike *Lanius pallidirostris* made their debut appearance as vagrants to Europe. The first part of the book (page 1-74) portrays the birdwatchers who have put Utsira on the map and their activities. The ornithological history of the island started with the first expedition in 1927. This first part is richly illustrated with old and recent photographs of Utsira's landscape and birdwatchers. The second part (page 75-267) describes the status of the 313 species recorded on Utsira up to 2003. Just over 60 species have been found breeding on the island but most are migrants or vagrants. In each species' account, the earliest and latest date of occurrence, as well as the all-time maximum day counts are tabulated. For the rarer species, all sightings are fully listed. No less than 150 colour photographs, many of rare birds, are included in the species accounts.

The occurrence of rare migrants and vagrants on Utsira has much in common with Shetland, Scotland, located 350 km to the west in the North Sea: mainly East Palearctic passerines and only few of Nearctic origin. However, the numbers are generally much lower on Utsira, probably because of its near-coastal position. For example, on Utsira there have been only three records of Pechora Pipit *A. gustavi* and two of Lanceolated Warbler *Locustella lanceolata*, compared with 30 and 64, respectively, on Shetland's similar-sized Fair Isle. Other Siberian vagrants perform proportionally much better on Utsira, with for instance no less than three Siberian Thrushes *Zoothera sibirica* in the 1980s. Remarkably, some common mainland species, such as Eurasian Jay *Garrulus glandarius* (two records), Eurasian Magpie *Pica pica* (five) and Spotted Nutcracker *Nucifraga caryocatactes* (one) hardly ever reach the island and are just as rare as in Shetland (cf Dutch Birding 26: 325, 2004). Even more surprising, perhaps, is Utsira's single record of Red Phalarope *Phalaropus fulicarius*. Utsira is one of many islands along the endless Norwegian coast, some of which (eg, Ona, Røst, Frøya) are visited by birders more and more frequently and are producing good migrant rarities in autumn. However, Utsira is still Norway's undisputed rarity hotspot, living up to its reputation in autumn 2004 with the

country's first Thick-billed Warbler *Acrocephalus aedon* (cf Dutch Birding 27: 65, plate 73, 2005). Although the book is written in Norwegian, an English key for frequently used Norwegian words helps non-Scandinavians to understand the data in the species accounts. Also of help for foreign language readers is a final section listing Norwegian, English and scientific bird names together with status bars giving easy understanding of each species' and subspecies' status on Utsira throughout the year. Altogether, this is a nice publication for rare bird enthusiasts and birders planning to visit the island. Ordering details can be found on www.fugler.utsira.no. JAN BISSCHOP

P HUGUET & C CHAPPUIS 2003. *Bird sounds of Madagascar, Mayotte, Comoros, Seychelles, Reunion, Mauritius*. Four CDs with booklet in English and French. Société d'Études Ornithologiques de France / Muséum National d'Histoire Naturelle, 55 rue Buffon, 75005 Paris, France; e-mail seof@mnhn.fr. EUR 58.00 (Europe), EUR 62.00 (other countries) (including p & p).

This is the first comprehensive, commercially available product on the sounds of the birds of Madagascar and its associated islands. It contains four CDs with a booklet in both English and French with details on the type of call, place and/or habitat where the sound was recorded and a scale indicating the usefulness of each call for identification. It is published as a supplement to the well-received two-volume *African bird sounds* covering North Africa and its associated islands, and those of West and Central Africa, respectively. The format is in the same style as the volumes on African bird sounds and this one roughly follows the order of *Birds of the Indian Ocean Islands* (Sinclair & Langrand 1999).

Of the 344 species in the region, the calls of 327 species are represented. The sound quality is good and the length of each call ranges between 20 and 60 seconds although some run to several minutes. In addition to the endemics and near-endemics, it includes the sounds of birds that are migrants or irregular visitors to the area. The recordings of many of these sounds were made outside the area, and in many cases represent subspecies that do not occur in the region. Perhaps it was not necessary to include these, especially as most are represented in the volumes on African bird songs. The importance of this publication lies in the sounds of those birds that only occur on these fascinating islands; it is these that will be of interest to birders and naturalists who intend to visit the islands, especially Madagascar – described as Noah's Ark set adrift in the Indian Ocean.

As has been pointed out in a previous review by Francoise Dowsett-Lemaire (Bull African Bird Cl 11: 161-164, 2004) there are some misidentifications for several of the calls, some of which occur within the warblers, a challenging group in Madagascar. For ex-

ample, the song of Rand's Warbler *Randia pseudozosterops* is actually that of Stripe-throated Jery *Neomixis striatigula*, and that of Green Jery *Neomixis viridis* is in fact a Rand's Warbler! The sound given for the very restricted-range species Red-tailed Newtonia *Newtonia fanovanae* is probably none other than that of the Common Newtonia *N. brunneicauda* – I have listened to the sounds of both species and the recording of Red-tailed Newtonia that I have from Andohahela is quite different from the one on the CD. Also, the call of the fairly recently described Red-shouldered Vanga *Calicalicus rufocarpalis*, once considered to be a variant of Red-tailed Vanga *C. madagascariensis*, is almost certainly that of the latter; again the call I have is markedly different and distinctive.

There are a number of calls of rare and threatened species that have purposefully been suppressed by this publication. This is an admirable attempt to protect these species from the often relentless pursuit by pressurized local guides to entice a bird out for their international visitors, without any concern for the well-being of the bird – and who can blame them when there are often monetary rewards far in excess of an average monthly wage? Indeed some species in regularly visited areas fail to respond to the calls of their song and in some cases these individuals are frantically searching for the intruder, perhaps interfering with their ability to breed successfully.

While I have no hesitation in recommending these sounds which will enhance one's visit to these wonderful islands with their unique wildlife, please remember that all the wildlife of these islands is highly threatened and they need all the help we can give them if they are to survive – do try to exercise care in not overplaying these sounds – to some birds it is immaterial, to other it is life and death. IAN DAVIDSON

BIRDCGUIDES LTD 2004 *Birds of the Western Palearctic Interactive (BWPI)*, DVD-ROM. Birdguides Ltd, The Rea, Upton Magna, Shrewsbury SY4 4UR, England, and Oxford University Press; website www.birdguides.com. GBP 199.00 (EUR 293.73), incl VAT. BWPI is compatible with both Windows (98, 2000 and XP) and Apple Macintosh OS-X systems (10.2 and 10.3) fitted with a DVD-ROM drive.

The promotional brochure sent along with the DVD-ROM BWPI looks both impressive and promising. This DVD-ROM provides coverage of 953 species and contains the entire six million words of text from *The handbook of the birds of Europe, North Africa and the Middle East* (the complete nine-volume set), all 5600 illustrations, maps and text from the *Concise birds of the Western Palearctic* (the two-volume set), 40 revised species accounts from the journal BWP Update, 2300 video clips of over 830 species (running time of over 10 hours), more than 1000 sound recordings covering almost 600 species and all this presented in a completely new software setting'.

Now that looks promising indeed - but where to start

when you are asked to review 6.6 GB of data? I decided to test BWPI on extra information (not already included in BWP or the concise edition) on some hard-to-identify rarities seen recently in the Netherlands. I checked information on Ashy-headed Wagtail *Motacilla cinereocapilla*, Eastern Black Redstart *Phoenicurus ochruros phoenicuroides*, Western Orphean Warbler *S. hortensis* and Desert Whitethroat *Sylvia curruca minula*, taxa all currently (or soon to be) circulating with the Dutch rarities committee. I will discuss the results later on in this review.

First some details on the presentation of BWPI. I must say the software offers a very wide (and useful) variety of choices and is very well designed. The possibilities speak for themselves and it is hardly necessary to consult the instructions. The frame consists of a navigator on the top of the screen, the species list on the upper left and icons of pictures, texts, video and sound-recordings of the corresponding species on the lower left part of the screen. The species list can be viewed using a family list or a species list, in taxonomical or alphabetical order and in 16 different languages (scientific, American and English names are differentiated). In the Dutch list, there were a few small mistakes. For instance 'Dwergtjiftjaf' (Plain Leaf Warbler *Phylloscopus neglectus*) was used twice, once erroneously for Mountain Chiffchaff *P. sindianus* (Bergtjiftjaf in Dutch). One can study the text of a species alongside video(s), illustrations and a distribution map and listen to the song at the same time. But if one prefers to read just the text or view a picture or video, click 'Single View' and then click the corresponding icon. For full screen, adjust the scale to maximum and click on 'Toggle Navigators'; this is especially comfortable when reading text. In order to compare similar-looking species, one can put any image of any species side-by-side and play any two sounds one after another. It is these possibilities that makes the difference between BWPI and the books. By the way, it is possible to copy all the information on your hard disk so that you do not need the disc.

So what information is used in BWPI? The colour illustrations and distribution maps are the same as those in BWP Concise (hereafter BWP C). Not used in BWP C, the plates have specially created annotations pointing out how to identify each bird. It is also nice to be able to study the plates on a larger scale. I must admit that I would have preferred to see the WP and world distribution maps used in the nine-volume BWP Handbook (hereafter BWP H). The world distribution maps – often missing in BWP C if the species breeds in the WP – give important information on distribution of subspecies other than the ones occurring in the WP (eg, Black Redstart) and give a better view of the summer and winter distribution of species that are rare breeders in the WP (eg, Isabelline Wheatear *Oenanthe isabellina*, Asian Desert Warbler *S. nana*). The egg plates and line drawings (1500 in total) are from BWP H. The line drawings show aspects of behaviour. It is a pity that the sonagrams from BWP H are missing in BWPI. I wonder for what reason?

Both the text of BWP C and BWP H are reproduced

on the DVD. The text of each species is presented in a very pleasant way because it has its own 'contents'. Simply click on 'distribution' or 'measurements' and one is directed to that part without having to scroll down the text. For species that have been split recently (eg, Sykes's Warbler *Acrocephalus rama*, Asian Desert Warbler, Western Orphean Warbler, Atlas Pied Flycatcher *Ficedula speculigera*), a split supplement is provided. This information is based upon material extracted from the accounts of the split species in BWP H and BWP C, supplemented by more recent information where appropriate. For Sykes's Warbler, for instance, the split supplement is largely based on the paper by Lars Svensson on the identification of *Hippolais* warblers published in *Birding World* in 2001. In my opinion, this is a good example of how material published in different journals can be fitted into a multimedia product like BWPI. In BWPI, it is used if a subspecies has been upgraded to full species status.

The video and sound clips provide an immense amount of extra information not included in the books. The first thing that struck me, however, was the low resolution of the video clips. I would have thought the quality was much higher – although it varies from species to species – and I found it hard to make good stills for identification purposes. This probably has to do with the limited amount of data one can put on a single DVD. Also, I am not fond of the software provided by BWPI to play the video clips, QuickTime Player 6.5 (installed automatically). In the standard setting (at least in my copy), the clips run in a loop and there is no time running in the frame so you can not see how long the clips last. You can, however, run the clip from still to still, forward and backward. Another point of criticism concerns the information provided with the clips. There is an information icon on every clip, but very often it does not give place, date and sex/age of the bird in the recording! I checked quite a few video clips and found a few odd ones. For instance, there is footage of a Southern Grey Shrike *Lanius meridionalis* of the subspecies *aucheri* made in Spain. However, *aucheri* is an eastern subspecies occurring in the Middle East and north-eastern Africa and seems difficult to identify with certainty from other forms of Southern Grey Shrike (like *L. m. algeriensis*). It would be interesting to know whether this record was accepted by the Spanish rarities committee.

The sound-recordings are a major reference, with 1000 recordings including nearly 600 species. I enjoyed listening to calls of Buff-bellied Pipit *Anthus rubescens* and song of Red-flanked Bluetail *Tarsiger cyanurus*. Many of the recordings are of high quality. Unfortunately, the recordings again very often lack information on place, date and sex/age of the bird. For instance, song and call of a stonechat *Saxicola* does not mention place, date or even subspecies involved (*maurus*, *armenicus* and *variiegatus* are treated as subspecies

in BWPI). What could have been exploited more in BWPI was the use of photographs, given the multimedia possibilities of BWPI. It is only used on a few occasions.

Back to the results of the four taxa mentioned earlier. I started with Desert Whitethroat. There are four video clips but unfortunately (in this case) all of nominate Lesser Whitethroat *S. c. curruca*. The two sound-recordings do not mention place, date or subspecies involved so are of little help in this respect. Next was Eastern Black Redstart. There are three video clips but again only from nominate *P. o. gibraltariensis*. The two sound-recordings (song and call) again do not mention place, date or subspecies involved. It became interesting when checking information on Western Orphean Warbler, split from Eastern Orphean Warbler *S. crassirostris* in BWPI. The split supplement is partly based on *Sylvia warblers* by Shirihai et al (2001). For instance, it states that the bill of Western is shorter and less attenuated than that of Eastern, with a straighter lower mandible. There is one videoclip of Western and funny enough, this individual was filmed in the Netherlands by Leo Boon. It actually is the bird from Middelburg, Zeeland, present in October-November 2003. This bird has not been submitted to the Dutch rarities committee yet (let alone accepted!) and should therefore have been labelled as *probable* Western Orphean Warbler in my opinion. The last check was Ashy-headed Wagtail. It is treated as a subspecies of 'Yellow Wagtail *M. flava*' in BWPI. There are eight video clips of five subspecies and one of them is very interesting indeed. It concerns footage of an alleged hybrid male Spanish x Ashy-headed Wagtail *M. iberiae* x *cinereocapilla* filmed in Morocco in February 1996. This individual resembles a possible Ashy-headed Wagtail present at Makkum, Friesland, the Netherlands, in May 2004 in the extent of white behind the eye. The two sound-recordings (song and call) are of *M. f. flava*.

These checks may look like hairsplitting and maybe they are. All in all, I found these results not bad at all, give and take a few minor mistakes. I am sure that Birdguides will include corrections and extra information on the video and sound-recordings in future updates of BWPI. I also must say that, in spite of my comments, I became increasingly enthusiastic about the product and became aware that I actually use BWPI very often. It is a very quick and extensive reference indeed. If you do not have the nine-volume BWP Handbook – a good part is out of print and can not be obtained anymore – this is the way to get it after all. BWPI is by far the most comprehensive reference available at the moment, especially because of the extensive video and sound-recordings not included in the books. Priced at EUR 293.73, this might seem a bit high but compared with the original price of the books and considering the wealth of extra information in video and sound-recordings, it is in fact much cheaper. LAURENS STEIJN



Solutions of sixth round 2004

The solutions of the final mystery photographs XI and XII (Dutch Birding 26: 391, 2004) of the 2004 Masters of Mystery competition appear below.

XI Mystery photograph XI shows an unstreaked songbird with brown upperparts, a long tail and fairly short wings. Nearly all entrants identified the bird correctly as an unstreaked reed warbler *Acrocephalus*. The mystery photograph seems to be a classic example of the difficulty to judge the size of a bird from a single photograph. As a consequence, entrants opted for both the smaller and larger *Acrocephalus* warblers, although the larger species were favourite. Because the bird does not seem to have many distinctive plumage characters, the structure is one of the most important identification features. The primary projection is short, eliminating species like Marsh *A palustris*, European Reed *A scirpaceus*

and Great Reed Warbler *A arundinaceus*. Some entrants opted for Paddyfield Warbler *A agricola*. However, one may expect more contrast between the rusty-brown rump and rather pale brown upperparts in Paddyfield. Furthermore, in Paddyfield the tertials are normally contrastingly bicoloured, whereas in the mystery bird the tertials are rather plain. It is maybe for that reason that quite many entrants opted for Blyth's Reed Warbler *A dumetorum*. However, the overall colour of the mystery bird is slightly warm reddish-brown, whereas in Blyth's Reed the overall colour is more greyish-brown. More importantly, in the mystery bird a whitish patch is just visible around the eye. Close inspection reveals that this white patch closely follows the eye and is, therefore, best interpreted as a broad whitish eye-ring in stead of a supercilium. This does not fit Blyth's Reed in which one would expect a more obvious and longer supercilium, especially above the eye.

The only other remaining *Acrocephalus* war-

51 Thick-billed Warbler / Diksnavelrietzanger *Acrocephalus aedon*, Happy Island, Hebei, China, 19 May 2004
(Marc Guyt)



52 Greater Yellowlegs / Grote Geelpootruiter *Tringa melanoleuca*, Homer, Kachemak Bay, Alaska, USA,
20 June 2004 (Arnoud B van den Berg)

blers with a short primary projection and unstreaked upperparts are Clamorous Reed Warbler *A stentoreus* and Thick-billed Warbler *A aedon*. The overall colour of the upperparts of the mystery bird seem to point towards Thick-billed. In Clamorous Reed, the overall colour is dark brown, whereas in Thick-billed the upperparts are warmer red-brown, as shown by the mystery bird. In addition, the broad whitish eye-ring, which is also visible at the backside of the eye, does not fit Clamorous Reed and is a strong pointer to Thick-billed in which the eye-ring is normally most prominent in worn plumage. In most identification guides, the horizontal posture of Thick-billed Warbler with slightly cocked tail and raised crown-feathers (almost recalling a shrike *Lanius*) is mentioned as a useful field character, which is also seen on the mystery photograph. In this light, it is not strange that a few entrants opted for Brown Shrike *L cristatus* (5%) which, however, would show stronger patterned tertials and a more red-brown tail.

This Thick-billed Warbler was photographed by Marc Guyt at Happy Island, Hebei, China, on 19 May 2004. Another picture of the same bird is shown in plate 51. It was correctly identified by

37% of the entrants. Most other entrants went for Blyth's Reed (19%), Clamorous Reed (9%) and Paddyfield Warbler (7%).

XII In this final mystery photograph of the 2004 competition, the depicted bird is preening. It can be seen bending forward to reach its belly, while it keeps its balance in the top of a pine tree. Visible body parts include one leg and large parts of the head, neck, upper back and breast. The coarsely patterned feathers in combination with the long leg and neck indicate that it is a wader. To be more precise, the bird must be a *Tringa* sandpiper, as no other group of waders shows such a contrasting coloration in combination which such long legs.

In many *Tringa* species, leg colour is an important identification clue. However, the only visible leg of the mystery bird is shaded, making it difficult to judge the colour. The bill is not visible and, therefore, bill length and curvature cannot be used. An obvious feature shown by the bird, however, is the strongly barred side of the breast. The genus *Tringa* comprises several species with barred breast sides in summer plumage (the bird was photographed in June) but only in Common



53 Lesser Yellowlegs / Kleine Geelpootruiter *Tringa flavipes*, Dalton Highway, Brook's Range, Alaska, USA, 18 June 2004 (René Pop)

Greenshank *T. nebularia* and Greater Yellowlegs *T. melanoleuca* the barring can be as strong as in the mystery bird and accompanied by large spots on the lower breast. Note that we are not dealing with the flanks, which are invisible in the mystery bird, but with the lower breast, which is important for a correct identification. For instance, Wood Sandpiper *T. glareola* in breeding plumage shows prominent barred flanks but only diffuse streaking on the breast sides and is, therefore, eliminated as a possible solution. When talking about the pattern on the lower breast side, only Common Greenshank and Greater Yellowlegs show this type of strong barring. Especially in Greater Yellowlegs, the barring is very strong with the dark 'chevrons' more or less in parallel lines. In Common Greenshank, the pattern is less tidy. Finally, the identification can be clinched as Greater Yellowlegs by looking at the upperparts which just reveal a few feathers with large whitish dots; a pattern not shown by Common Greenshank.

This Greater Yellowlegs was photographed by Arnoud van den Berg at Homer, Kachemak Bay, Alaska, USA, on 20 June 2004. Another picture from the same spot shows all the bird's features,

including its yellow legs (plate 52). A picture of a Lesser Yellowlegs *T. flavipes* shows the difference in pattern of flanks and breast side (plate 53). This mystery bird was correctly identified by 42% of the entrants. Common Greenshank received 14% of the votes. Other incorrect answers included Wood Sandpiper (17%) and a variety of other waders mostly of the genus *Tringa*.

In the sixth and final round for 2004, there were 43 entrants of which nine managed to identify both mystery birds correctly. From them, Jerzy Dyczkowski (Poland) was drawn as the winner of a free one year subscription for 2005 of the birding journal *Alula* donated by the *Alula* editorial board. After six rounds, Felix Heintzenberg (Sweden) is the overall winner of the Masters of Mystery 2004 competition and wins a Swarovski ATS 65 telescope, with a 20-60x zoom eyepiece, donated by Swarovski Benelux. He made only two mistakes and, therefore, managed to identify 10 out of 12 mystery birds correctly. Congratulations to him! The runners-up with nine correct answers were Alain De Broyer (Belgium), Niels Gilissen (Netherlands), Jon Holt (England), Martin Kühn (Germany) and Clemens Portofée



Mystery photograph I (January)

Mystery photograph II (February)



(Germany). Martin Gottschling (Germany), Jan Ole Kriegs (Germany) and Xavier Vandevyvre (Belgium) identified eight mystery birds correctly. In addition, there were four entrants with seven and three with six correct identifications. The final overview, including the gallery of fame, of the Masters of Mystery 2004 competition can be viewed at www.dutchbirding.nl. A total of 106 of the entrants subscribed to Dutch Birding managed to identify at least one mystery bird correctly in the 2004 competition.

We would like to thank the following people for their help with the Masters of Mystery 2004 competition: Arnoud van den Berg, Menno van Duijn, Marc Guyt, Rudy Offereins and Arend Wassink for lending their photographs. AvdB, Nils van Duivendijk, Enno Ebels and André van Loon for commenting on the texts. Gijsbert van der Bent, Albert van den Ende, Rob Olivier, André van der Plas and Aart Vink for taking care of the website and helping in other ways; and above all Gino Merchiers from Swarovski Benelux for sponsoring this competition in 2004 again.



Swarovski 8x32 EL binoculars

First round 2005

Photographs I and II represent the first round of the 2005 competition. Please, study the rules below carefully and identify the birds in the photographs. Solutions can be sent in three different ways:

- by *postcard* to Dutch Birding Association, Postbus 75611, 1070 AP Amsterdam, Netherlands
- by e-mail to masters@dutchbirding.nl
- from the website of the Dutch Birding Association at www.dutchbirding.nl

Entries for the first round have to arrive by **1 March 2005**. Please, indicate if you are subscribed to Dutch Birding. From those entrants having identified both mystery birds correctly, one person will be drawn who will receive one of the original plates of eagles from the guide *Raptors of Georgia* at choice made by Dirk Moerbeek (see www.dirkmoerbeek.nl). Swarovski Benelux has generously agreed to sponsor this competition again in 2005. This year, the overall winner after six rounds will receive a pair of marvellous 8x32 EL binoculars.

Rules

Only subscribers to Dutch Birding are eligible to enter. Excluded from entry are the editors and members of the editorial board of Dutch Birding

and the members of the board of the Dutch Birding Association. Photographers whose work is used in the competition (both as mystery birds or as photographs accompanying the solutions) are excluded from entry in the round(s) in which their work is used. Also, the overall winner (after six rounds) of one edition is excluded from the competition in the subsequent year.

Each round usually consists of two mystery photographs but sometimes only one or more than two can be presented. For each round, only one entry per person is accepted (which will be the first received). Entries have to arrive by the closing date stated. The Dutch Birding Association cannot be held responsible for entries not received or lost.

All species in the photographs have been recorded in the Western Palearctic as defined in *Birds of the Western Palearctic* (BWP). Hybrids will not be featured. Each mystery bird must be identified at the level of species. In this competition, decisions of the Commissie Systematiek Nederlandse Avifauna (Dutch committee for avian systematics; CSNA) are followed (see, for example, Dutch Birding 19: 21-28, 1997; 20: 22-32, 1998). For taxa not dealt with in these references, further changes adopted by the editors of Dutch Birding from 2002 onwards apply (Dutch Birding 24: 22-24, 2002; 25: 49-50, 2003; 26: 49-51, 2004; 27: 42-43, 2005).

In case of any dispute concerning the identity of a bird, the decision of the editorial board of Dutch Birding will be binding on all parties. The overall winner will be the entrant who has correctly identified most mystery photographs during the competition (six rounds). In case of joint winners, one winner will be drawn.

Rob S A van Bemmelen, Gouwee 20, 1423 DV Uithoorn, Netherlands (masters@dutchbirding.nl)
Dick Groenendijk, Elzenstraat 14, 4043 PB Opheusden, Netherlands (masters@dutchbirding.nl)

Corrigenda

In het bijschrift bij plaat 527 (Dutch Birding 26: 367, 2004) werd per vergissing de verkeerde locatie vermeld. Deze foto van de Dwergaalscholver *Phalacrocorax pygmeus*, die meestal verbleef in de Eijsderbeemden, Limburg, werd gemaakt in het naburige Hermalle-sous-Argenteau, nabij Visé, Liège, België, op 5 maart 2003.

In het bijschrift bij plaat 537 (Dutch Birding 26: 373, 2004) werd per vergissing de verkeerde locatie vermeld. Deze Orpheusspotvogel *Hippolais polyglotta* werd gefotografeerd in het Haeselaarbroek, Echt-Susteren, Limburg, op 24 juni 2003.

In het bijschrift bij plaat 539 (Dutch Birding 26: 375, 2004) werd per vergissing de verkeerde wetenschappelijke naam vermeld. De afgebeelde vogel is een Veldrietzanger *Acrocephalus agricola*.

In het bijschrift bij plaat 546 en 548 (Dutch Birding 26: 385-386, 2004) werd helaas niet de juiste fotograaf vermeld. Beide foto's werden gemaakt door Leo J R Boon/Cursorius.

In the caption of plate 527 (Dutch Birding 26: 367, 2004) the wrong location was mentioned by mistake. This photograph of the Pygmy Cormorant *Phalacrocorax pygmeus*, which stayed at Eijsderbeemden, Limburg, the Netherlands, most of the time, was taken at nearby Hermalle-sous-Argenteau, near Visé, Liège, Belgium, on 5 March 2003.

In the caption of plate 537 (Dutch Birding 26: 373, 2004) the wrong location was mentioned by mistake. This Melodious Warbler *Hippolais polyglotta* was photographed at Haeselaarbroek, Echt-Susteren, Limburg, on 24 June 2003.

In the caption of plate 539 (Dutch Birding 26: 375, 2004) the wrong scientific name was mentioned by mistake. The depicted bird is a Paddyfield Warbler *Acrocephalus agricola*.

In the captions of plate 546 and 548 (Dutch Birding 26: 385-386, 2004) unfortunately the wrong photographer was mentioned. Both photographs were taken by Leo J R Boon/Cursorius.

WP reports

This review lists rare and interesting birds reported in the Western Palearctic mainly in **late November 2004-late January 2005** and focuses on north-western Europe. The reports are largely unchecked and their publication here does not imply future acceptance by the rarities committee of the relevant country. Observers are requested to submit records to each country's rarities committee. Corrections are welcome and will be published.

GEESE TO DUCKS Presumably, a total of up to 100 **Lesser White-fronted Geese** *Anser erythropus* arrived in the Netherlands this winter, with a maximum of 51 at Oude Land van Strijen, Zuid-Holland, on 30 December. The first **Barnacle Goose** *Branta leucopsis* for Crete and the fourth for Greece flew in from the sea at Irakleio old port on 28 December. The fourth **Lesser Scaup** *Aythya affinis* for Iceland was a first-winter male at Úlfljótsvatn from 1 January onwards. A male was again present at Dreiländereck, Basel, Switzerland, on the border with France and Germany, from 25 October to at least 24 January. In Britain, at least four singles were located during December, of which two in Essex and East Sussex stayed into January. In the Cape Verde Islands, a female was seen at Mindelo sewage works, São Vicente, on 13 January (the first record concerned three first-winter females at the same site in January-February 1999). The male **Redhead** *A americana* at Kenfig Pool, Glamorgan, Wales, first seen on 7 November 2001, remained for its fourth winter from 13 Octo-

ber to at least 26 December. A first-year or female **White-headed Duck** *Oxyura leucocephala* was seen at Balaton lake, Hungary, on 20 November. In Tunisia, 30 were encountered at Sidi Jididi on 6 December. The male **American Scoter** *Melanitta americana* first seen at Llanfairfechan, North Wales, on 10 March 1999 remained for its seventh winter from 28 October to at least late January. If accepted, an unringed first-year male **Bufflehead** *Bucephala albeola* at Gaatkensplas, Barendrecht, Zuid-Holland, from 20 November to 6 December and again from 11 January onwards will be the first for the Netherlands. It seems likely that another first-year male at IJmeer, Flevoland/Noord-Holland, on 5-19 November was the same as an individual wearing a captivity-ring at the same site from 12 December onwards. During a survey in northern Myanmar, a BirdLife International team had a possible and unconfirmed sighting of a **Pink-headed Duck** *Rhodonessa caryophyllacea* in the last week of November; apparently, the bird had a bright pink head and neck and was scoped by three team members for up to three minutes before it disappeared but, unfortunately, no pictures could be taken. The last time this species was seen in the wild was in June 1935. On São Vicente, an adult male **Green-winged Teal** *Anas carolinensis* was seen at Mindelo sewage works on 13 January. The male **American Black Ducks** *A rubripes* at Achill Island, Mayo, Ireland, in Aberdeenshire, Scotland, and at Garður, Iceland, remained through December as did a male and female in Scilly, England.



54 Ivory Gull / Ivoormeeuw *Pagophila eburnea*, first-winter, Lerkil, Halland, Sweden, 18 December 2004
(Bas van den Boogaard)

55 Ivory Gull / Ivoormeeuw *Pagophila eburnea*, first-winter, Coldbackie Bay, Kyle of Tongue, Highland, Scotland,
5 December 2004 (Nigel Blake)





56 Upland Sandpiper / Bartrams Ruiters *Bartramia longicauda*, Kälder, Gotland, Sweden, 20 December 2004
(Johan Träff)

57 Sora / Soraral *Porzana carolina*, Attenborough, Nottinghamshire, England, December 2004
(Iain H Leach)



In Norway, a male was reported at Rosanes, Vestfold, from 24 December to 4 January. In Spain, one was accompanied by Mallards *A platyrhynchos* and a hybrid at Ría de Foz, Lugo, from 4 December to 7 January. In Tunisia, 3200 **Marbled Ducks** *Marmaronetta angustirostris* were counted in three lakes near Douz on 9 December. Three at Ghadira Nature Reserve on 17 December constituted the fifth record for Malta.

LOONS TO IBISES An adult-winter **Black-throated Loon** *Gavia arctica* at North Beach, Eilat, from 21 December until 4 January was the 17th for Israel; from 31 December onwards, it was accompanied by a first-winter. If accepted, a **Horned Grebe** *Podiceps auritus* at Kinneret lake on 21 December will be the third for Israel. If accepted, a **Black-browed Albatross** *Thalassarche melanophris* reported between Battipaglia and Eboli, Salerno, on 15 January will be the third for Italy. A record nesting success of **Zino's Petrel** *Pterodroma madeira* in Madeira involved 29 fledglings (25 of which were ringed). In addition, a new breeding ledge with five active nests was found, raising the total of nests to 72 of which 53 were active in 2004. On 27 November, six **Pygmy Cormorants** *Phalacrocorax pygmeus* were seen at Seewinkel, Austria, and a juvenile flew with three Great Cormorants *P carbo* past Graz-Murinsel on 22 December. In Niedersachsen, Germany, one stayed at Kiesteich from 12 to at least 22 January. An unringed **Great White Pelican** *Pelecanus onocrotalus* was photographed at Canal du Rove, Marignane, France, on 20 December. On 26 November, a **Western Reef Egret** *Egretta gularis* was seen at Dakhla, Morocco. The first **Intermediate Egret** *E intermedia* for Israel was at Yotvata on 6-19 November and, on 30 November, it was also seen north of the Dead Sea at Og. In France, four **Black Storks** *Ciconia nigra* were seen at Arles, Bouches-du-Rhône, on 23 January. If accepted, an unringed adult **Northern Bald Ibis** *Geronticus eremita* near Piedrahita, Avila, on 17-22 December will be the second for Spain (the previous one was shot in the Doñana area on 13 July 1958, when the species was still breeding in Mediterranean Morocco). It appears that the bird did not belong to one of the reintroduction schemes in Austria, Italy or Spain. For instance, all 21 captive-bred individuals recently released at Barbate, La Janda, Cádiz, Spain, were ringed juveniles and all those reintroduced since 1997 in Austria were also ringed. Equally, the eight individuals which were taught to migrate by following a microlight aircraft this autumn from Austria to a wintering site at Laguna di Orbetello, Toscana, Italy, involved ringed first-years.

RAPTORS The fourth **White-tailed Eagle** *Haliaeetus albicilla* for Spain was a first-year at Viana, Navarra, on 15-18 December; it was colour-ringed (dark-blue left and red right) which indicated a Baltic origin. An irregularly held two-years survey of victims at 239 out of a total of 1700 windmills in Brandenburg, Germany, resulted in a death toll of 600 individuals of 62 bird species including, for instance, 42 **Red Kites** *Milvus milvus*, 13 **White-tailed**

Eagles, 24 Common Buzzards *Buteo buteo* and also seven White Storks *Ciconia*; it was stated that many victims would be missed because they were taken away by, eg, Red Foxes *Vulpes vulpes*. The total number of windmills in Germany alone now stands at 15 800... It was the third year in a row with high numbers of **Pallid Harrier** *Circus macrourus* in north-western Europe; for instance, a total of 40 was seen in Sweden. On 5 January, an adult male was seen at Belen near Trujillo, Caceres, Extremadura, Spain. On 14 January, an exhausted juvenile was picked up alive and taken into care at Mesa Mota, Tenerife, Canary Islands. Also in the Canary Islands, a **Short-toed Eagle** *Circaetus gallicus* had reached La Pardilla, Las Palmas, Gran Canaria, on 14 November. In Spain, an immature **African Long-legged Buzzard** *B rufinus circensis* was present at La Janda on 4 November. A **Lesser Spotted Eagle** *Aquila pomarina* in the Doñana at Rocío, Almonte, Huelva, on 3-26 November was presumed to be the same individual as the one in the previous winter. An adult **Greater Spotted Eagle** *A clanga* was at Torrile, Emilia Romagna, Italy, from 17 November onwards. As usual, several were present in France during November-December, including two at St Martin de Seignanx, Landes, on 15 December and up to two in the Camargue, Bouches-du-Rhône, during December. On 23 January, a subadult was seen at Ronneby Hamn, Blekinge, Sweden. If accepted, an immature **Steppe Eagle** *A nipalensis* accompanying the latter two at Étang de Consécanière on 6 December will be the second for France. A third-calendar-year **Imperial Eagle** *A heliaca* near Falkenberg, Skåne, Sweden, from 5 January may concern the same individual as the one first seen on 12 October; from 17 to at least 24 January, it was reported in Holland. An amazing number of **Booted Eagles** *Hieraetus pennatus* wintered in the Camargue region with, for instance, four on 22 November and more than five in late December and the first week of January. In Italy, two pale-morphs were present in Circeo, Latium, and one was in the Po Delta national park on 12 December. In Malaga, Spain, no less than five were present at the Guadalmar village at Rio Guadalhorce, on 27-28 December. On 29 December, a dark-morph was seen at Toulain, Var, France. If accepted, an adult **Sooty Falcon** *Falco concolor* at Barrage Mohammed V on 19 September will be the first for Morocco. In Germany, an adult **Saker Falcon** *F cherrug* was found in Baden-Württemberg on 21 November. On 26 November, one was seen at Monte Velino, Abruzzi, Italy. In Denmark, three dark-morph juvenile **Gyr Falcons** *F rusticolus* were present during November of which one at Tipperne, Vestjylland, was seen between 24 November and 19 December. Others were observed at Dithmarscher Speicherkoog, Schleswig-Holstein, Germany, from 24 November to 17 December, and at Holwerd and Lauwersmeer, Friesland, the Netherlands, on 13 November and at least 19-20 December.

RAILS TO BUSTARDS The first **Spotted Crake** *Porzana porzana* for the Cape Verde Islands was at Mindelo sewage works on 13 January. A first-winter **Sora** *P carolina* stayed at Attenborough, Nottinghamshire, England,

from 12 December to 1 January. The **Little Crake** *P parva* at Marazion, Cornwall, England, stayed from 1 to 13 November. Two individuals were reported at Klingnauer Stausee, Argovie, Switzerland, on 4 November. In Italy, the first in December for Sicily was seen at Lentini on 29 December. An exhausted first-winter **Allen's Gallinule** *Porphyryla alleni* was trapped on 10 December and released the next day on Ibiza, Balearic Islands, Spain. An **African Swamp-hen** *Porphyrio madagascariensis* was seen at Ma'agan Michael, Israel, on 6 November. In the Petite Camargue, Bouches-du-Rhône, a **Western Swamp-hen** *P porphyrio* was calling on 8 January. In Shetland, the **American Coot** *Fulica americana* at Loch of Benston remained from 13 November to at least 24 January. A colour-ringed tame female **Great Bustard** *Otis tarda* at Borculo, Gelderland, the Netherlands, on 1-8 December originated from a re-introduction project in Brandenburg, Germany.

WADERS A **Cream-coloured Curser** *Cursorius cursor* was with a party of Eurasian Dotterels *Charadrius morinellus* at Las Amoladeras, Cabo de Gata, Almería, Spain, on 4-7 December. The second for Catalonia stayed near El Clot de la Unilla, Alguairc, Lleida, on 8-12 December. The 10th **Killdeer** *C vociferus* for Scotland was a first-winter at Knockintorran, North Uist, Outer Hebrides, from 25 December to at least 8 January. On 22 January, one was briefly at Musselburgh, Lothian, Scotland. In Italy, a presumed **Anatolian Sand Plover** *C leschenaultii columbinus* was at Gorino Ferrarese, Emilia Romagna, from 19 November to at least 14 December. In India, a group of seven **Sociable Lapwings** *Vanellus gregarius* had arrived at Bharatpur by 29 December and 11 were counted on 10 January; for a few years, Bharatpur is considered to be the only reliable wintering ground for this species with up to 22 present in the previous winter. (The Keoladeo Ghana reserve at Bharatpur is no longer worth a visit as it is almost completely dried out because all the water is taken by cattle farming.) In Italy, the one at Isola della Cona, Gorizia, on 27-29 October was supposedly the same as one at Lardirago, Pavia, on 9 October; possibly, it was also the same bird found 315 km to the north-east at Fertő lake, Hungary, on 2 November. Two were present at Dubai pivot fields, United Arab Emirates, from 4 January onwards (together with two Red-wattled *V indicus*, 11 White-tailed *V leucurus* and four Northern Lapwings *V vanellus* on 7 January). In Ireland, the adult-winter **Short-billed Dowitcher** *Limnodromus griseus* remained at North Bull Island, Dublin, from 31 October to at least 8 January. In the Netherlands, the **Long-billed Dowitcher** *L scolopaceus* at Oud-Sabbinge, Veerse Meer, Zeeland, which had been present in the previous winter until 25 April 2004, was back from 13 October to at least 22 January. A **Hudsonian Godwit** *Limosa haemastica* reported for the Azores on 6 September 2003 turned out to be erroneous (cf Dutch Birding 25: 408, 2003). The first **Upland Sandpiper** *Bartramia longicauda* for Greece was photographed at Agia reservoir

near Chania, Crete, on 23 November. In France, a first-winter stayed in the Crau, Bouches-du-Rhône, on 3-7 December. The second for Sweden was photographed at Kälner, Gotland, on 20 December. In England, a first-winter **Lesser Yellowlegs** *Tringa flavipes* at Stiffkey, Norfolk, remained through November-January. In the Netherlands, presumably the same individual intermittently present at Tholen, Zeeland, between 19 May and 10 September was again seen on 5-13 November. On São Vicente, a **Solitary Sandpiper** *T solitaria* was seen at Mindelo sewage works on 13 January; the first for the Cape Verde Islands was an adult at Rabil lagoon, Boavista, on 12 March 1997. In the Canary Islands, a first-winter **Spotted Sandpiper** *Actitis macularius* at Salinas de Fuencaliente on 29 November was the second for La Palma. The sixth for Norway was discovered south of Oslo at Hvasser, Vestfold, on 27 December. In England, a **Wilson's Phalarope** *Phalaropus tricolor* was reported at St John's Lake, Cornwall, on 14 November and the first ever in winter for Britain was in Cleveland on 9 January. A **Red Phalarope** *P fulicarius* was photographed at Zegrzynskie reservoir near Warsaw, Poland, on 23 October.

GULLS TO AUKS In Germany, the first-winter **Pallas's Gull** *Larus ichthyaetus* was present at Wermisdorf, Sachsen, from 26 October to at least 19 November. The adult **Laughing Gull** *L atricilla* at San Remo, Liguria, Italy, from 20 November to at least 5 December was the same individual as the one staying here from 18 January 2004 onwards. Also, its metal ring revealed that it was the same bird first seen at Enschede, Overijssel, on 23 July 2000 and subsequently at other sites in the Netherlands in October 2001 and April 2002, and at Zwillbrocker Venn, Nordrhein-Westfalen, Germany, in June 2001 and 2002. It was ringed in the latter area but, although still wearing the metal ring, by the time it arrived in Italy for the first time, it had lost its white colour-ring. In Scotland, a first-winter stayed at Carnoustie, Angus and Dundee, on 5-8 January. The second for Greece was an adult in Macedonia on 13 January (the first was at Alexandroupolis on 15-23 August 1984; Dutch Birding 8: 62-63, 1986). Two **Sabine's Gulls** *L sabini* were reported from Norway on 9 January in Vestfold and Vest-Agder. In Denmark, the adult-winter **Bonaparte's Gull** *Phalacrocorax hirtalis* in October stayed at Skagen Havn, Nordjylland, on 22-27 November. The long-staying adult near Lampaul-Plouarzel, Finistère, France, from 18 September was seen again on 22 December. In Scotland, adults turned up at Stornoway, Outer Hebrides, on 10 January, at Castletown, Highland, on 12 January and at Thurso on 20 January. In A Coruña, Spain, an adult was photographed on 22 January. In Vendée, France, the up to two **Slender-billed Gulls** *L genei* on Noirmoutier remained through December. In the Netherlands, the **Ring-billed Gulls** *L delawarensis* at Goes, Zeeland, and Tiel, Gelderland, remained through January for their eighth and second winter, respectively. The second for Italy was present again in Venice, Veneto, from 17 January (it was first seen in



58 Laughing Gull / Lachmeeuw *Larus atricilla*, adult, Angelochori salt pools, Macedonia province, Greece, 13 January 2005 (*Jari Peltomäki/Birdphoto.fi*) **59** Laughing Gull / Lachmeeuw *Larus atricilla*, adult, San Remo, Liguria, Italy, 28 November 2004 (*Mauro Brunetti*) **60** Intermediate Egret / Middelste Zilverreiger *Egretta intermedia*, Yotvata, Israel, 6 November 2004 (*Dubi Shapiro*) **61** Greater Spotted Eagle / Bastaardarend, first-year, Camargue, Bouches-du-Rhône, France, 28 November 2004 (*Frederic Veyrunes*) **62** Marbled Ducks / Marmereenden *Marmaronetta angustirostris*, with Mallard / Wilde Eend *Anas platyrhynchos*, male, Ghadira, Malta, 17 December 2004 (*Raymond Galea*)



63 Eastern Crowned Warbler / Oostelijke Kroonzanger *Phylloscopus coronatus*, Kokkola, Finland, 23 October 2004 (*Harri Taavetti*) cf Dutch Birding 26: 407, 2004 **64** Northern Hawk Owl / Sperweruil *Sumia ulula*, Knutby, Uppland, Sweden, 9 January 2005 (*Lee Gregory*) **65** Cream-coloured Courser / Renvogel *Cursorius cursor*, Lleida, Catalunya, Spain, 9 December 2004 (*Rafael Armada*) **66** Dusky Thrush / Bruine Lijster *Turdus naumanni eunomus*, first-winter, Enontekiö, Lapland, Finland, 16 November 2004 (*Pirka Aalto*) **67** Water Pipit / Waterpieper *Anthus spinoletta*, Pape lake, Liepaja, Latvia, 15 October 2004 (*Maris Jaunzemis*) **68** Desert Whitethroat / Woestijnbraamsluiper *Sylvia curruca minula*, Aberdeen, Scotland, 5 December 2004 (*Peter & Sue Morrison*)

December 2000). In Ireland, the second-winter **American Herring Gull** *L smithsonianus* remained at Nimmo's Pier, Galway, into at least January. The first and second **Slaty-backed Gull** *L schistisagus* for California, USA, were a third- and a fourth-winter on 13 and 20 January. The **Cape Gull** *L dominicanus vetula* on Tidra, Banc d'Arguin, Mauritania, on 27-28 December is considered to be the same individual that was last reported on 24 March 2004 and first seen in 1997. The 13th **Ross's Gull** *Rhodostethia rosea* for the Netherlands was an adult at Scheveningen, Zuid-Holland, on 20-24 and 27 November. The adult flying north at Camperduin, Noord-Holland, on 29 November may have been the same bird. Moreover, the adult at Uthaug, Sør-Trøndelag, Norway, from 8 January onwards could be the same as well. In Ireland, an adult was at Nimmo's Pier, Galway, for the afternoon of 6 January. From 8 January, an adult was present first at Loch of Brow and then at Loch of Hillwell, Shetland. The first **Black-legged Kittiwake** *Rissa tridactyla* for the Indian Subcontinent stayed in Morjim, Goa, India, from 17 January onwards. Several first-winter **Ivory Gulls** *Pagophila eburnea* turned up in north-western Europe. In Highland, Scotland, one was first at Bettyhill on 15-17 November and then at Kyle of Tongue from 23 November to at least 18 January. Others were at Tórshavn, Faeroes, on 17 November, at Fevåg, Sør-Trøndelag, Norway, on 21 November, and at Lerkil, Onsala, Halland, Sweden, from 7 December into January (the latter had been seen at various other places in Bohuslän and Halland from 1 December onwards). Up to at least three first-winters made appearances at Höfn, Iceland, between 29 November and 21 January, while two were discovered at Brunna/Nupasveit on 8 January. The adult **Forster's Tern** *Sterna forsteri* at Strangford Lough, Down, Northern Ireland, from 9 October to 5 December was again reported from 29 December into January. Probably the same individual was present at Skerries, Dublin, on 9-26 December. A flock of eight **Whiskered Terns** *Chlidonias hybrida* was found at Valli di Comacchio, Po Delta, Italy, on 2 December. On 14 January, an adult was seen in Wien, Austria. The **Brünnich's Murre** *Uria lomvia* at Kungshamns Hamn, Bohuslän, Sweden, stayed from 5 to 19 November and there was another report on 13 January.

PIGEONS TO MOUSEBIRDS In early January, the number of **Speckled Pigeons** *Columba guinea* at Nouackshot, Mauritania, appeared to have increased further compared with previous years. An **Oriental Turtle Dove** *Streptopelia orientalis meena* was still present north of Hula lake, Israel, on 9 December. A **Dark-breasted Barn Owl** *Tyto alba guttata* at Reawick from 18 December to at least 14 January may be the same bird seen earlier elsewhere in Shetland. The number of **Eurasian Eagle Owl** *Bubo bubo* breeding pairs in the Netherlands doubled during 2004, with five in southern Limburg and one in eastern Gelderland. The **Snowy Owl** *B scandiacus* on South Uist, Outer Hebrides, from 22 October was still present on 2 December. The c 28th **Eurasian**

Pygmy Owl *Glaucidium passerinum* for Denmark was briefly seen at Hillerød, Nordjylland, on 5 December. In Mauritania, more than 30 **Plain Swifts** *Apus unicolor* were counted at Nouackshot on 8 January. In the WP part of northern Mauritania, at the Aghmakou oasis, a group of 10 **Blue-naped Mousebirds** *Urocolius macrourus* was photographed on 1-3 January.

LARKS TO ACCENTORS In Mauritania, c 20 **Dunn's Larks** *Eremalauda dunnii* were seen in the WP part of Mauritania on 3-6 January. In Israel, a total of six **Oriental Skylarks** *Alauda gulgula* were noted at three sites during November. In the Canary Islands, a **Red-rumped Swallow** *Hirundo daurica* reported at Todoque on 18 November was the first for La Palma. In Spain, wintering **Richard's Pipits** *Anthus richardi* were found at four sites in December, including a highest total of 14 at Gozón, Asturias, from 24 October until at least 10 December. In Sardinia, Italy, at least 32 were counted on the saltmarsh near Cagliari on 9 November. In southern France, a high number was present at Mas Chauvet, Crau, with a maximum of 20 on 31 December. The 13th **Blyth's Pipit** *A godlewskii* for Britain was a first-winter between Land's End and Sennen Cove, Cornwall, from 15 November to 23 December. In the Canary Islands, a **Meadow Pipit** *A pratensis* on 15-24 November and a first-winter **Red-throated Pipit** *A cervinus* on 17-21 November at Los Llanos de Aridane were rarities for La Palma. The first **Water Pipit** *A spinoletta* for Latvia was trapped at Pape lake, Liepaja, on 15 October. A record invasion of **Bohemian Waxwings** *Bombycilla garrulus* occurred in western Europe. In the Netherlands, up to 4300 were counted until 1 December alone. After first records in Spain on 1-3 November, three were reported at Lastres, Asturias, on 18 November. In Italy, a group of 14 was found in Lecco on 27 December. In Israel, a male **Grey Hypocolius** *Hypocolius ampelinus* was trapped at Eilat on 17 November. An **Alpine Accentor** *Prunella collaris* was trapped at Ghar Hasan, Malta, on 10 November.

THRUSHES TO FLYCATCHERS A group of 10 **Isabelline Wheatears** *Oenanthe isabellina* was seen in the WP part of Mauritania on 6 January. The female **Western Black-eared Wheatear** *O hispanica* at Eemshaven, Groningen, the Netherlands, from 30 October remained until 28 November. In Germany, a female **Desert Wheatear** *O deserti* was present at Torgau, Sachsen, from 4 November to 4 December. The first **White-crowned Wheatear** *O leucopyga* for the Cape Verde Islands was a first-winter at Fort Real near Cidade Velha, Santiago, on 16 January. The third **Dusky Thrush** *Turdus naumanni eunomus* for Finland was a first-year at Hetta on 16-17 November. The fourth for Austria was a first-winter at Lauteracher Ried, Vorarlberg, on 6 January. The 23d **Black-throated Thrush** *T ruficollis atrogularis* for Finland was a first-year male at Liperi from 2 December to at least 22 January. The first **Grey-cheeked Thrush** *Catharus minimus* for Japan was found on Hegurajima on 17 October. In the WP part of Mauritania, a group of three **Crickets Warblers** *Spilo-*



69 Blue-naped Mousebird / Blauwnekmuivogel *Colius macrourus*, Aghkmakou, Mauritania, 2 January 2005 (Kris De Rouck) 70 Great Bustard / Grote Trap *Otis tarda*, female, Borculo, Gelderland, Netherlands, 8 December 2004 (Chris van Rijswijk) 71 Cricket Warbler / Krekelpriinia *Spiloptila clamans*, Aghkmakou, Mauritania, 2 January 2005 (Kris De Rouck)





72 Siberian Tit / Bruinkopmees *Parus cinctus*, Uppsala, Uppland, Sweden, 20 November 2004
(René Pop)

73 Thick-billed Warbler / Diksnavelrietzanger *Acrocephalus aedon*, Utsira, Rogaland, Norway, 6 October 2004
(Atle Grimby) cf Dutch Birding 26: 407, 2004





74 Pine Bunting / Witkopgors *Emberiza leucocephalos*, male, Macchia Lucchese, Toscana, Italy, November 2004 (*Daniele Occhiato*)

75 Yellow-breasted Bunting / Wilgengors *Emberiza aureola*, first-winter male, Hellkås, Telemark, Norway, 3 December 2004 (*Christian Tiller*)



ptila clamans was photographed at Aghkmakou on 2-3 January. In the Cape Verde Islands, **Cape Verde Warblers** *Acrocephalus brevipennis* were found for the first time on Fogo, where 30 territories were discovered in August. The sixth **Dartford Warbler** *Sylvia undata* for the Netherlands was seen at Westkapelle, Zeeland, on 30 November and 19 December and the seventh was at Dwingelderveld, Drenthe, from 29 December to late January. On 5 December, a **Desert Whitethroat** *S curruca minula* was trapped at Aberdeen, Scotland, where it stayed until 21 December. A **Pallas's Leaf Warbler** *Phylloscopus proregulus* at Scharnstein, Ober-Österreich, on 7 and 14 November was (only) the first for Austria; on 4 November, one was trapped at Tömörd, Hungary. A **Dusky Warbler** *P fuscatus* trapped at Smlednik on 20 October was the second for Slovenia. During November, 10 were seen in Britain and one remained at Kessingland, Suffolk, England, from 2 December to at least 18 January. If accepted, a **Spotted Flycatcher** *Muscicapa striata* on Hegurajima on 17 October will be the first for Japan.

TITS TO BUNTINGS On 13 November, an **Azure Tit** *Parus cyanus* was observed in a mixed tit flock in reedbeds near the Narewka river at Bialowieza, Podlaskie, Poland. If accepted, a first-winter **Daurian Shrike** *Lanius isabellinus* at Oued Massa on 2 November will be the first for Morocco. Another first-winter was briefly at Marina di Torre del Lago, Toscana, on 26 November. In Israel, five were reported during November and three in December. The third **Homeyer's Grey Shrike** *L excubitor homeyeri* for Austria at Zollhaus Bernhardtstal, Niederösterreich, from 10 November to at least 23 January is considered to be the same individual as in the previous winter. The first **Masked Shrike** *L nubicus* for Britain remained at Kilrenny, Fife, Scotland, from 29 October to 14 November. The first **Spotless Starling** *Sturnus unicolor* for western France was on Noirmoutier, Vendée, on 29 December and 6 January. In Tunisia, c 70 **Desert Sparrows** *Passer simplex* were counted at Ksar Ghilane on 10-11 December. In the WP part of Mauritania, 40 were seen at El Beyyed and 35 between El Beyyed and Aghkmakou in the first week of January. Three **Citril Finches** *Serinus citrinella* were photographed at the Kamnik Alps in Slovenia on 10 October. In England, an **Arctic Redpoll** *Carduelis hornemanni exilipes* at Titchwell, Norfolk, from 3 December to at least mid-January attracted many twitchers. One of the largest invasions ever of **Pine Grosbeak** *Pinicola enucleator* for southern Scandinavia occurred in early November. Record numbers reached Denmark, where 24 were seen on 7-21 November alone and the largest flock of six turned up at Frederikshavn, Nordjylland, on 19 December (five of these were still present here on 27 December and two on 14 January). At least four reached the Netherlands with one picked up at Leeuwarden, Friesland, on 15 November, one at Zandkreek, Alkmaar, Noord-

Holland, on 16-20 November and two at Beijum-Noord, Groningen, Groningen, on 16-20 November. In Estonia, one was found at Spithami on 19 November. The influx of **Northern Bullfinches** *Pyrrhula pyrrhula pyrrhula* from October was still in evidence in early January in western and central Europe. Despite the unprecedented range of this influx, most attention was derived from the birds' calls which were described as being reminiscent of Two-barred Crossbill *L leucoptera* or Trumpeter Finch *Bucanetes githagineus*. According to archives of The Sound Approach, the same calls were recorded on tape by migratory flocks at Ijmuiden, Noord-Holland, on 17 October 2001 and near the Finnish-Norwegian border on 6 June 2003, suggesting that they were overlooked in north-western Europe in previous years (contra Birding World 17: 526, 2004). The first **Kirtland's Warbler** *Dendroica kirtlandii* for Bermuda stayed at Hog Bay Park from 18 December. In the Netherlands, a **Pine Bunting** *Emberiza leucocephalos* was trapped and ringed at Westenschouwen, Zeeland, on 1 November. In Italy, seven were present at Macchia Lucchese, Toscana, on at least 20-28 November and 15 were at Valli di Comacchio on 11 December. In England, a male at Wadborough from 15 to at least 24 January was the second for Worcestershire. A **Rustic Bunting** *E rustica* trapped at Cerkno on 20 October was the second for Slovenia. The third for Spain was trapped at Algeciras near the Straits of Gibraltar on 6 November. A male **Yellow-breasted Bunting** *E aureola* at a feeder with Yellowhammers *E citrinella* at Hellkås, Telemark, Norway, from 28 November to 4 December was the latest ever.

For a number of reports, Birding World, British Birds, www.birdguides.com and www.netflug.dk were consulted. I wish to thank Janne Aalto, Guido Aijkens, Tim Appleton (Myanmar), Rafael Armada, Han Buckx, Vegard Bunes, Joël Burny, Alain Chappuis, Rolf Christensen, Tony Clarke, Dirk Colin (Mauritania), Mark Constantine, Andrea Corso (Italy), Kris De Rouck (Mauritania), Gunter De Smet, Nikhil Devasar, Ben Dielissen, Jochen Dierschke, Michalis Dretakis, Hugues Dufourmy (Mauritania), Enno Ebels, Marcijn Faber, Dick Forsman (Cape Verde Islands), Annika Forsten, Raymond Galea (Malta), Pawel Gebski, Dipankar Ghose, Barak Granit, Bikram Grewal, Marcello Grussu (Sardinia), Ricard Gutiérrez (Spain), Bill Harvey, Martin Helin, Erik Hirschfeld, Niklas Holmström, Krys Kazmierczak, Justin Jansen, Maris Jaunzemis, Erling Jirle (Sweden), Nicoletta Klein (La Palma), Yann Kolbeinsson, Ole Krogh, Tomasz Kulakowski (Poland), Petri Lampila, Maarten Pieter Lantsheer, André van Loon, Anthony McGeehan, Richard Millington, Dominic Mitchell, Geir Mobakken (Utsira), Charlie Moores, Nial Moores, Killian Mullarney, Frank Neijts, Gert Ottens, Menotti Passarella, Jean-Philippe Paul, Yoav Perlman (IRDC), Anand Prasad, Colin Richardson (UAE), Martin Riesing, Magnus Robb, Michel Rouco, Luciano Ruggieri, Anastasios Sakoulis, Carlos Sánchez, Holger Schmitt, Dare Sere (Slovenia), Stefan Stübing (La Palma), Johan Stunt, César Torrejón, Paul Tout, Pierre Unge (Sweden), Amílcar Vasconcelos, Thor Veen, Rik Winters and Maxime Zucca for their help in compiling this review.

Arnoud B van den Berg, Duinlustparkweg 98, 2082 EG Santpoort-Zuid, Netherlands
(arnoud.vandenberg@planet.nl)

Recente meldingen

Dit overzicht van recente meldingen van zeldzame en interessante vogels in Nederland en België beslaat voornamelijk de periode **november-december 2004**. De vermelde gevallen zijn merendeels niet geverifieerd en het overzicht is niet volledig. Alle vogelaars die de moeite namen om hun waarnemingen aan ons door te geven worden hartelijk bedankt. Waarnemers van soorten in Nederland die worden beoordeeld door de Commissie Dwaalgasten Nederlandse Avifauna wordt verzocht hun waarnemingen zo spoedig mogelijk toe te zenden aan: CDNA, Postbus 45, 2080 AA Santpoort-Zuid, Nederland, e-mail cdna@dutchbirding.nl. Hiertoe gelieve men gebruik te maken van CDNA-waarnemingsformulieren die eveneens verkrijgbaar zijn bij bovenstaand adres, of via de website van de DBA op www.dutchbirding.nl.

Nederland

GANZEN TOT VALKEN Het vermelden waard is een groepje van drie **Sneeuwganzen** *Anser caerulescens* op 21 en 22 november in de Lauwersmeer, Groningen. Een (terugkerende) **Ross' Gans** *A rossii* werd op 16 november gezien op de Slikken van Flakkee, Zuid-Holland, en op 17 december op de Korendijkse Slikken, Zuid-Holland. Groepen **Dwergganzen** *A erythropus* werden gezien tot 11 november in de Anjumer Kolken, Friesland (28) en op 1 november in het Oude Land van Strijen, Zuid-Holland (20), waar het aantal opliep tot 32 op 18 december en zelfs 51 op 30 december, waaronder een groep van 17 die waarschijnlijk begin januari opdook bij Camperduin, Noord-Holland. De 19 vogels van 20 tot 24 december op de Korendijkse Slikken betroffen waarschijnlijk andere exemplaren. Daarnaast werden er op 30 november negen gezien op Kampereiland, Overijssel, en her en der in het land in totaal nog eens 13 losse exemplaren. Het totale aantal overwinteraars in Nederland nadert daarmee de 100. **Groenlandse Kolganzen** *A albifrons flavirostris* werden gezien bij de Hoeksmeerplas bij Garrelswaer, Groningen, op 11 (één) en 17 december (twee). In deze periode werden c. 22 **Roodhalsganzen** *Branta ruficollis* doorgegeven. Van de 13 gemelde **Witbuikrotganzen** *B hrota* verbleven er vier van 21 tot 26 november bij Hoek van Holland, Zuid-Holland, en drie op 31 december op Texel, Noord-Holland. Van de 11 **Zwarte Rotganzen** *B nigricans* waren er drie op 10 november op Ameland, Friesland, en eveneens drie op 31 december op Texel. De grootste groepen **Krooneenden** *Netta rufina* verbleven zoals gewoonlijk bij het Harderbroek, Flevoland, met 31 op 12 december, en in de Haagse Waterleidingduinen, Zuid-Holland, met een maximum van 32 op 27 december. **Witoogenden** *Aythya nyroca* werden doorgegeven van 6 november tot 13 december bij Naarden, Noord-Holland, op 7 november op recreatieplas Bussloo, Gelderland, op 20 november bij

Vogelenzang, Noord-Holland, op 27 november bij de Blocq van Kuffeler, Flevoland, op 3 december bij Boxtel, Noord-Brabant, vanaf 19 december bij Dalfsen, Overijssel, van 21 tot 24 december bij Gendringen, Gelderland, en op 26 december bij de Trintelhaven, Flevoland. Een langsvliegend mannetje **Brilzee-eend** *Melanitta perspicillata* werd op 6 november gemeld bij Camperduin, Noord-Holland. Een onvolwassen mannetje **Buffelkoepeend** *Bucephala albeola* vanaf 5 november op het IJmeer bij Muiden, Noord-Holland, bracht de gemoederen in beroering. Het aloude escape-probleem met de vraag 'wel of niet geringd?' sleepte zich voort tot in januari toen eindelijk duidelijk werd dat de vogel toch een collectiering droeg. Al eerder, op 11 oktober, was een vogel met een dergelijke ring (ditmaal gedetermineerd als vrouwtje) gefotografeerd op de Lepelaarsplassen, Flevoland. Van 20 november tot 11 december werd de vogel van het IJmeer niet gezien maar frappant genoeg dook op 21 november een naar later bleek andere, ongeringde eerste-winter Buffelkoepeend op in de Gaatkensplas bij Barendrecht, Zuid-Holland. Laatstgenoemde verbleef hier tot 6 december en opnieuw vanaf 11 januari. Een mannetje **Amerikaanse Smient** *Anas americana* werd vanaf 19 november gezien bij het Veerse Meer, Zeeland. Een record-aantal van 680 **Roodkeelduikers** *Gavia stellata* vloog op 20 december langs Westkapelle, Zeeland. **Ijsduikers** *G immer* werden opgemerkt op 6 november langs Ameland, op 7 november langs Vlieland, Friesland, op 7, 10 en 15 november en 4, 24 en 29 december één en op 17 november drie langs Westkapelle, op 13 november langs Lauwersoog, Groningen, op 21 november langs Camperduin en van 27 november tot in januari bij Neeltje Jans, Zeeland. Een **Noordse Pijlstormvogel** *Puffinus puffinus* vloog op 13 november op en neer langs de Brouwersdam, Zuid-Holland. Een **Stormvogeltje** *Hydrobates pelagicus* werd op 20 november waargenomen bij Camperduin. Tot 20 november werden nog 32 **Vale Stormvogeltjes** *Oceanodroma leucorhoa* gezien, waaronder twee op 19 november én twee op 20 november langs de IJsselmeerdijk bij Lelystad, Flevoland. **Kuifaalscholvers** *Phalacrocorax aristotelis* werden de gehele periode gemeld bij Neeltje Jans (maximaal drie), op 14 november en 20 december langs Westkapelle, op 2 december bij Huisduinen, Noord-Holland, op 4 december bij de Maasvlakte, Zuid-Holland, van 12 tot 28 december bij West-Terschelling, Friesland, op 27 december bij IJmuiden, Noord-Holland, en op 29 december bij de Brouwersdam. Een **Koereiger** *Bubulcus ibis* werd van 23 november tot 19 december gezien bij Hardinxveld-Giessendam, Zuid-Holland, en werd daar op 21 december dood aangetroffen. Andere waren aanwezig op 9 en 10 december bij Schalkwijk, Utrecht, op 19 december bij Puttershoek, Zuid-Holland, en op 21 december in polder Harderbroek in de Brabantse Biesbosch, Noord-Brabant. Op 13 november werden 36 **Kleine Zilver-**



76 Ross' Meeuw / Ross's Gull *Rhodostethia rosea*, adult, Scheveningen, Zuid-Holland, 23 november 2004
(*Edwin Winkel*)

77 Ross' Meeuw / Ross's Gull *Rhodostethia rosea*, adult, Scheveningen, Zuid-Holland, 23 november 2004
(*Jack Folkers*)



reigers *Egretta garzetta* geteld op een slaappleats bij Oosterland, Zeeland. **Zwarte Ibsissen** *Plegadis falcinellus* verbleven van 13 november tot 27 december in de Anjumer Kolken en vanaf 6 december bij Huisduinen. Daarnaast was er een melding op 8 december bij Rhoon, Zuid-Holland. In deze periode werden slechts negen **Rode Vrouwen** *Milvus milvus* doorgegeven. Naast enkele **Zeearenden** *Haliaeetus albicilla* in de Oostvaardersplassen, Flevoland, waren vier exemplaren voor langere tijd op even veel locaties aanwezig; verder waren er nog acht losse meldingen. Op 13 november werd een juveniele donkere **Giervalk** *Falco rusticolus* gefotografeerd bij Holwerd, Friesland, en op 19 en 20 (en mogelijk 25) december werd deze vogel (of een andere) enkele malen gezien bij de Anjumer Kolken.

KRAANVOGELS TOT ALKEN **Kraanvogels** *Grus grus* vlogen voornamelijk over Limburg, met op 31 oktober 450 exemplaren, tot half november nog eens 180, op 24 november 430 in één groep over Epen, Limburg, en op 20 december 100 over Eygelshoven, Limburg. Een gekleurde **Grote Trap** *Otis tarda* die vanaf 1 december aanwezig was bij Borculo, Gelderland, bleek op basis van de roze ring met witte 'H' en de halsband met zender een vrouwtje afkomstig van een uitzetproject in Duitsland; de vogel was in gevangenschap uitgebroed uit een in het wild verzameld ei. Zij werd op 8 december gevangen en teruggebracht naar Brandenburg ten oosten van Berlijn. Er zou overigens nog een tweede gekleurde projectvogel in de Achterhoek hebben gezeten. De **Morinelplevier** *Charadrius morinellus* van de Middelpaten in het Veerse Meer was daar nog tot 3 november. Daarnaast werd er één opgemerkt op 7 november langs de Nollerdijk, Zeeland, en op 26 november bij Zwartewaai, Zuid-Holland. De **Grote Grijs Snip** *Limnodromus scolopaceus* van het Veerse Meer bleef de gehele periode en ook de **Kleine Geelpootruiter** *Tringa flavipes* van de Scherpenissepolder, Zeeland, werd nog in de omgeving gezien tot 13 november. **Grauwe Franjepoten** *Phalaropus lobatus* waren nog aanwezig tot 3 november bij de Keihoogte bij Wissenkerke, Zeeland, en van 14 tot 21 november in de Bandpolder, Friesland. **Rosse Franjepoten** *P. fulicarius* verschenen op 5 november bij Westkapelle en bij Neeltje Jans, op 6 november bij de Vijfhoek bij Diemen, Noord-Holland, op 13 november twee langs de Eemshaven, Groningen, op 20 november bij Lauwersoog, op 23 en 28 november bij IJmuiden, op 10 december langs Westkapelle en op 11 december langsvliegend bij Huizen, Noord-Holland. Twee **Kleinste Jagers** *Stercorarius longicaudus* vlogen op 5 november langs Katwijk aan Zee, Zuid-Holland. Op 28 november vlogen late **Vorkstaartmeeuwen** *Larus sabini* langs Camperduin en Scheveningen, Zuid-Holland. De **Ringsnavelmeeuwen** *L. delawarensis* van Goes, Zeeland, en Tiel, Gelderland, werden beide begin januari nog gemeld. Een nagekomen melding uit de vorige periode betreft de gekleurde eerstejaars **Baltische Mantelmeeuw** *L. fuscus fuscus* van Finse herkomst die op 16 oktober werd gefotografeerd bij Westkapelle.

Kleine Burgemeesters *L. glaucooides* werden op 8 november waargenomen op Ameland en op 19 november bij Bloemendaal aan Zee, Noord-Holland. **Grote Burgemeesters** *L. hyperboreus* verbleven tot 5 december bij Scheveningen; op 5 november en 15 december op Vlieland; op 13 november op Ameland; op 29 november en 30 december (de bekende adulte) in Den Helder, Noord-Holland; van 2 tot 28 december bij Paesens, Friesland; van 18 tot 29 december bij Huisduinen; op 18 december (een) adulte bij Westkapelle; en op 28 december bij de Putten van Camperduin. Spectaculair was de aanwezigheid van een adult-winter **Ross' Meeuw** *Rhodostethia rosea* van 20 tot 24 november en kortstondig op 27 november bij Scheveningen. Op 21 november werd ook een vogel gemeld bij Monster, Zuid-Holland, en op 29 november vloog er één naar noord langs Camperduin. De **Zwarte Zeekoet** *Cephus grylle* van West-Terschelling bleef daar ter plaatse maar werd pas vanaf 16 november weer gemeld. In de periode van 5 tot 21 november werden c 100 **Kleine Alken** *Alle alle* waargenomen, waarvan twee op het IJsselmeer. Daarna waren er waarnemingen op 25 december bij de Brouwersdam en vanaf 29 december bij de Trintelhaven. **Papegaaiduikers** *Fratercula arctica* werden gedetermineerd op 6 november langs Vlieland en Ameland (twee), op 13 en 20 november bij Lauwersoog, op 14 november langs Ameland en twee langs Egmond aan Zee, Noord-Holland, en op 26 december langs Renesse, Zeeland.

KOEKOEKEN TOT GORZEN Een late **Koekoek** *Cuculus canorus* werd op 4 november gezien op Schiermonnikoog, Friesland. De laatste **Boerenzwaluw** *Hirundo rustica* vloog op 12 december boven de plas Aquabest bij Eindhoven, Noord-Brabant. Er werden nog vijf **Grote Piepers** *Anthus richardi* gemeld in november en vier in december, waaronder een exemplaar vanaf 19 december bij Hoogkerk, Groningen. Een late **Duinpieper** *A. campestris* vloog op 5 november langs Sas van Gent, Zeeland. **Roodkeelpiepers** *A. cervinus* werden nog gemeld op 1 november over het Bargerveen, Drenthe, en op 7 november op de Duurswouder Heide, Friesland. Na een voorzichtige aanzet in oktober volgde in november een stevige invasie van **Pestvogels** *Bombus garrulus*, die afvlakte in december. Over de gehele periode werden ruim 2000 (mogelijk 4300) exemplaren gemeld. Op meerdere plekken werden vele 10-tallen exemplaren gezien met als absolute toppers eind november-begin december Enschede, Overijssel, met 180 en de stad Groningen met enkele 100en. Een **Waterspreeuw** *Cinclus cinclus* verbleef vanaf 27 november in het Noorderdierenpark te Emmen, Drenthe. Daarnaast waren er meldingen op 21 november bij Liveren, Drenthe, op 29 november in Hardenberg, Overijssel, en begin december bij de Maaij bij Bergeijk, Noord-Brabant. Het eerstejaars mannetje **Bonte Tapuit** *Oenanthe pleschanka* bleef tot 2 november op Schiermonnikoog en het vrouwtje **Westelijke Blonde Tapuit** *O. hispanica* hield het tot 28 november uit in de Eemshaven. **Cetti's Zangers** *Cettia cetti* werden gevangen op 7 november bij de vogelplas



78 Amerikaanse Smient / American Wigeon *Anas americana*, mannetje, Heerepolder, Zeeland, 25 december 2004 (*Niels de Schipper*)

79 Buffelkopeend / Bufflehead *Bucephala albeola*, Gaatkensplas, Barendrecht, Zuid-Holland, 27 november 2004 (*Chris van Rijswijk*)





80 Kleine Alk / Little Auk *Alle alle*, Trintelhaven, Flevoland, december 2004
(Jack Folkers)

81 Zwarte Zeekoet / Black Guillemot *Cepphus grylle*, adult-winter, West-Terschelling, Terschelling, Friesland,
4 oktober 2004 (Arie Ouwerkerk)





82 Pestvogels / Bohemian Waxwings *Bombycilla garrulus*, Den Haag, Zuid-Holland, 30 november 2004
(Henk Harmsen)

83 Klapekster / Great Grey Shrike *Lanius excubitor*, Zijdebrug, Alblasserwaard, Zuid-Holland, 24 december 2004
(Arie Ouwerkerk)





84 Haakbek / Pine Grosbeak *Pinicola enucleator*, adult mannetje, Beijum, Groningen, Groningen, 17 november 2004 (Roland Jansen) **85** Pestvogels / Bohemian Waxwings *Bombycilla garrulus*, Castricum, Noord-Holland, 9 november 2004 (Harm Niesen) **86** Haakbek / Pine Grosbeak *Pinicola enucleator*, eerste-winter of vrouwtje, Beijum, Groningen, Groningen, 17 november 2004 (René Pop)





87 Haakbek / Pine Grosbeak *Pinicola enucleator*, adult mannetje, Beijum, Groningen, Groningen, 17 november 2004 (Roland Jansen)

88 Zwartbuikwaterspreeuw / Black-bellied Dipper *Cinclus cinclus cinclus*, Emmen, Drenthe, 14 december 2004 (Roland Jansen)





89 Noordse Boszanger / Arctic Warbler *Phylloscopus borealis*, Herdershut, Schiermonnikoog, Friesland, 30 september 2004 (Aart Vink) cf Dutch Birding 26: 419, 2004 **90** Cetti's Zanger / Cetti's Warbler *Cettia cetti*, Starrevaart, Leidschendam, Zuid-Holland, 7 november 2004 (Sjaak Schilperoort) **91** Provençalse Grasmus / Dartford Warbler *Sylvia undata*, Kraloërheide, Pesse, Drenthe, 15 januari 2005 (Guus Hak) **92** Grote Pieper / Richard's Pipit *Anthus richardi*, Seeryp, Terschelling, Friesland, 25 november 2004 (Arie Ouwerkerk) **93** Zwarte Ibis / Glossy Ibis *Plegadis falcinellus*, Ezumazijl, Friesland, 26 december 2004 (Reint Jakob Schut) **94** Baltische Mantelmeeuw / Baltic Gull *Larus fuscus fuscus*, eerstejaars, Westkapelle, Zeeland, 16 oktober 2004 (Jaco Walhout)

Starrevaart bij Leidschendam, Zuid-Holland, en op 14 november bij Castricum, Noord-Holland. Ook werd er één gehoord op 12 november ten zuiden van de Oosterscheldekering, Zeeland, en op 21 november bij Stellendam, Zuid-Holland. **Graszangers** *Cisticola juncidis* werden opgemerkt op 8 en 14 november bij de Oosterscheldekering, op 2 december bij Breskens, Zeeland, en op 12 december bij het Markiezaat, Noord-Brabant. Een uitzonderlijk late **Sprinkhaanzanger** *Locustella naevia* op 14 en 15 november in de Oostvaardersplassen zorgde in eerste instantie voor verwarring door op een Siberische Sprinkhaanzanger *L. certhiola* te lijken, vooral door de lichte tekening op de uiteinden van de staartveren. Van **Provençaalse Grasmus** *Sylvia undata* konden het zesde en zevende geval aan de vaderlandse lijst worden toegevoegd: op 30 november en 19 december bij Westkapelle en vanaf 29 december op de Kraloërheide bij Pesse, Drenthe; de laatste betreft de eerste waarneming (vangst) in de IJsselmeer- of Noordzeekust. Het goede najaar voor **Pallas' Boszanger** *Phylloscopus proregulus* werd afgesloten met exemplaren op 3 november bij Bergschenhoek, Zuid-Holland, op 6 november (vangst) in de Kennemerduinen, Noord-Holland, en op 14 november bij het Robbenoordbos, Noord-Holland. Een **Humes Bladkoning** *P. humei* werd al enkele dagen gehoord voordat hij werd gevangen op 14 november te Reusel,

Noord-Brabant. **Siberische Tijftjaffen** *P. collybita tristis* werden gemeld op 8 en 11 december in Groningen en op 24 december in Kollum, Friesland. Op 13 november vloog een **Notenkraker** *Nucifraga caryocatactes* over telpost Conversbos bij Hilversum, Noord-Holland. Een **Witstuitbarnsijs** *Carduelis hornemanni* werd gemeld op 6 december bij Bergen, Noord-Holland. Na vele jaren doken dan eindelijk twitchbare **Haakbekken** *Pinicola enucleator* op in Nederland. Na een eerstejaars mannetje dat op 15 november tegen een raam vloog in de componistenbuurt in Leeuwarden, Friesland, en de volgende dag overleed in het opvangcentrum in Ureterp, Friesland, werden er op 16 november twee (een adult mannetje en een vrouwtje of eerste-winter mannetje) ontdekt in Beijum-Noord, Groningen, die daar bleven tot 20 november en grote aantallen bewonderaars trokken. Daarna kwamen er foto's boven water van een vrouwtjes-type dat op 15 en 16 en (mogelijk een tweede exemplaar) op 20 november aanwezig was aan de Zandkreek in Alkmaar, Noord-Holland. Ten minste vier andere meldingen bleven onbevestigd. De invasie van Noordse Goudvinken *Pyrhula pyrrhula* bleef tot in januari meldingen van vreemd roepende trompetteraars opleveren. Een **Witkopgors** *Emberiza leucocephalos* werd op 1 november gevangen bij Westenschouwen, Zeeland.

Ruud M van Dongen, Taalstraat 162, 5261 BJ Vught, Nederland
 Klaas Haas, Turkooisstraat 8, 9743 KZ Groningen, Nederland (klaas.haas@dutchbirding.nl)
 Peter W W de Rouw, Schoolstraat 3-bis, 3581 PM Utrecht, Nederland

België

ZWANEN TOT LEPELAARS Er waren de klassieke groepjes **Kleine Zwanen** *Cygnus bewickii*; de grootste concentratie telde c 300 exemplaren bij Sint-Margriete, Oost-Vlaanderen, op 17 december. Waarnemingen van **Wilde Zwanen** *C. cygnus* kwamen van Kalken-Laarne, Oost-Vlaanderen; Oud-Turnhout, Antwerpen; Poederlee, Antwerpen (twee); Roly, Namur (acht); en Schulen, Limburg (drie). Op 23 november werd bij Doel, Oost-Vlaanderen, een **Taigarietgans** *Anser fabalis* gezien en gefotografeerd. Deze soort werd de laatste decennia bijzonder zeldzaam in België en is inmiddels tot beoordeelsoort benoemd. De derde **Groenlandse Kolgans** *A. albifrons flavirostris* voor België, een eerste-winter, werd op 23 november aangetroffen bij Klemskerke, West-Vlaanderen. Mogelijk dezelfde vogel dook op 25 december op in Woumen, West-Vlaanderen. Opvallend was het ontbreken van waarnemingen van wilde **Dwergganzen** *A. erythropus* en **Roodhalsganzen** *Branta ruficollis*. In de Uiterkse Polders, West-Vlaanderen, pleisterde op 11 december een **Witbuikrotgans** *B. hrota*. Vanaf 27 november verbleef het mannetje **Amerikaanse Wintertaling** *Anas carolinensis* weer in de Damvallei in Destelbergen, Oost-Vlaanderen. De laatste **Zomertalingen** *A. querquedula* zwommen op 1 november bij Neerijse, Vlaams-Brabant, en op 5 novem-

ber op het Noordelijk Eiland in Wintam, Antwerpen. Er werden in totaal 30 **Krooneenden** *Netta rufina* gemeld. Opvallend was de concentratie van 10 in Schoten, Antwerpen, op 6 november. Het mannetje **Ringsnaveleend** *Aythya collaris* bleef nog de hele periode aanwezig op de Hamputten in Waasmunster, Oost-Vlaanderen. **Witoogenden** *A. nyroca* werden weer gezien in Brugge, West-Vlaanderen, op 19 december; Lier-Duffel, Antwerpen (de hele periode twee); Lokeren, Oost-Vlaanderen, op 7 november; Ploegsteert, Hainaut, op 21 en 22 november; Testelt, Vlaams-Brabant, op 13 november; en Walem, Antwerpen (één van de Duffelse vogels vanaf 25 december). Er vlogen **Ijseenden** *Clangula hyemalis* langs Oostende, West-Vlaanderen, op 6 november en 29 december en langs De Panne, West-Vlaanderen, op 20 november en op 18, 28 (twee) en 29 december. Op 26 december was er opmerkelijke beweging van **Roodkeelduikers** *Gavia stellata* met een telling van 950 langs Oostende. Er werden tijdens de periode 30 **Parelduikers** *G. arctica* waargenomen met maximaal vijf langs Oostende op 22 november. Er trokken **Ijsduikers** *G. immer* langs De Panne op 6 november en 29 december, op deze laatste dag vloog er ook één langs Oostende. Op 17 november werd een gewonde, juveniele vogel opgeraapt bij Kampenhout, Vlaams-Brabant. Er werden negen **Roodhalsfuten** *Podiceps gri-*



95 Steppekiekendief / Pallid Harrier *Circus macrourus*, juveniel, Thuillies, Hainaut, 2 november 2004
(Johan Buckens)

segena opgemerkt. Late **Grauwe Pijlstormvogels** *Puffinus griseus* werden waargenomen op 5 november langs De Panne (drie) en op 19 november langs Oostende en De Panne (telkens twee). Op 19 november vlogen bovendien twee **Stormvogeltjes** *Hydrobates pelagicus* langs Nieuwpoort, West-Vlaanderen, en één langs De Panne. Tussen 13 en 22 november werden in totaal nog acht **Vale Stormvogeltjes** *Oceanodroma leucorhoa* opgemerkt. **Kuifaalscholvers** *Phalacrocorax aristotelis* deden het naar 'moderne' tendenzen weer iets beter dan het vorige jaar met waarnemingen in De Panne (18 en 20 november); Nieuwpoort (van 1 tot 6 en twee op 19 november); Oostende (22 november) en Zeebrugge, West-Vlaanderen (30 november en 10 december). Net zoals tijdens de vorige winter kreeg een tuinvijver in Schilde, Antwerpen, eind december weer regelmatig bezoek van een adulte **Kwak** *Nycticorax nycticorax*. Op 8 december was een eerste-winter aanwezig in Mariembourg, Namur. De hoogste concentraties van **Kleine Zilverreiger** *Egretta garzetta* waren 45 in Lissewege, West-Vlaanderen; 33 in Knokke, West-Vlaanderen; 13 in Zeebrugge; vijf in Verrebroek, Oost-Vlaanderen; en telkens drie in Zonhoven, Limburg, en Harchies-Hensies, Hainaut. Er werden ook weer heel wat **Grote Zilverreigers** *Casmerodius albus* opgemerkt met opvallende concentraties in Zonhoven (59 op 5 december); Zolder, Limburg (56 op 4 november); Harchies-Hensies (22 op 19 december); Essen en Heindonk, Antwerpen (13 op 21 december);

Virelles, Hainaut (negen op 16 november); en Roly (zeven op 1 november). Op 1 november werd een late **Zwarte Ooievaar** *Ciconia nigra* gezien in Longchamps, Luxembourg, en op 3 november één over Profondeville, Namur. In november werden nog 34 **Ooievaars** *C. ciconia* gemeld (waaronder acht in Hoogstraten, Antwerpen, op 9 november) en in december waren er nog drie. Op 1 november werd nog een **Lepelaar** *Platalea leucorodia* gezien in Stalhille, West-Vlaanderen, tot 4 december verbleven nog maximaal drie exemplaren in de IJzermonding in Nieuwpoort en op 10 december was er één aanwezig in Zeebrugge.

WOUWEN TOT SPECHTEN Tussen 1 en 17 november trokken nog negen **Rode Wouwen** *Milvus milvus* over België. Op 27 november werd er één gezien in Theux, Liège. In december volgde een 'wintergolf' met waarnemingen in Habay-le-Neuve, Luxembourg, op 11 december; Boeur, Luxembourg, op 14 december; Wommel, Vlaams-Brabant, op 15 december; Essen op 19 december; Zedelgem, West-Vlaanderen, op 22 december; Antwerpen-Linkeroever, Antwerpen, op 23 december; Veurne, West-Vlaanderen, op 25 december; en Macon, Hainaut, op 26 december. Op 11 december vloog een juveniele **Zeearend** *Haliaeetus albicilla* laag over Westkapelle, West-Vlaanderen. Dezelfde vogel werd op 12 december gezien in Dudzele, West-Vlaanderen. Op 24 december verbleef er één bij Noiseux, Namur. Dé waarneming van het najaar was

ongetwijfeld die van een juveniele **Steppiekendief** *Circus macrourus* bij Thuillies, Hainaut, van 1 tot 8 november, de eerste twitchbare sinds 1984. **Ruigpoot-buizerds** *Buteo lagopus* trokken op 1 november over Klemskerke; op 3 november over Zeebrugge; op 7 november over Genk, Limburg; en op 13 november over Lommel, Limburg. De enige decemberwaarneming was op 23 december bij Grand-Leez, Namur. Late **Visarenden** *Pandion haliaetus* werden waargenomen op 1 november in Nederename en Avelgem, Oost-Vlaanderen en op 5 november in Grand Vivier Des Champs, Hainaut. Over de hele periode werden nog 17 **Smellekens** *Falco columbarius* opgemerkt. Een ontsnapte **purperkoet** *Porphyrio* zat op 19 december in het Zammelsbroek in Geel, Antwerpen. Tussen 1 en 13 november trokken meer dan 1671 **Kraanvogels** *Grus grus* over België, voornamelijk (meer dan 1521) over de provincies Liège en Luxembourg. In december volgden waarnemingen in Attenhoven, Vlaams-Brabant (c 30); Autelbas, Luxembourg (100); Dilsen, Limburg (c 30); Jamoigne, Luxembourg (auditief); Malmedy, Liège (c 75); Rachecourt, Luxembourg (60); Theux (120); en Zeebrugge. Op 13 november trok een **Rosse Franjepoot** *Phalaropus fulicarius* langs Oostende en op 15 november foerageerde een waarschijnlijke eerste-winter op de Schelde in Schelle, Antwerpen. Op 19 november vlogen twee **Middelste Jagers** *Stercorarius pomarinus* langs Oostende, Nieuwpoort en De Panne. In totaal werden nog negen **Grote Jagers** *S skua* opgemerkt. In november werden zeven **Zwartkopmeeuwen** *Larus melanocephalus* gezien en in december volgden

er nog 10. Een juveniele **Vorkstaartmeeuw** *L sabini* vloog op 5 november eerst langs Nieuwpoort en later langs De Panne. Vooral december was de betere maand voor **Pontische Meeuw** *L cachinnans*, over de periode werden in totaal 33 exemplaren gemeld. Op 6 november werd een langsvliegende **Kleine Burgemeester** *L glaucoïdes* gemeld in Oostende. De adulte **Grote Burgemeester** *L hyperboreus* van de Visserskaai in Oostende bleef de hele periode trouw op zijn post. In De Panne resulteerde de zeetrekellingen op 5 november in twee late **Grote Sterns** *Sterna sandvicensis* en meer dan 1100 **Zeeoeten/Alken** *Uria aalge/Alca torda*. De periode tussen 14 en 21 november was goed voor een totaal van 56 **Kleine Alken** *Alle alle* met maximumtellingen van 10 langs Oostende en respectievelijk 15 en 20 langs De Panne op 19 en 20 november. Ook **Papegaaiduikers** *Fratercula arctica* deden het niet echt slecht en vlogen langs De Panne op 19 november en op 28 en 29 december en langs Oostende op 28 december. Er werden 16 **Velduilen** *Asio flammeus* gezien met maximaal drie vogels in Het Zwin te Knokke op 27 november. Op 3 november vloog een **Hop** *Upupa epops* langs de trekelpost van de Mechelse Heide in Maasmechelen, Limburg. Verrassend genoeg volgde daar op 12 november een tweede waarneming. Op 3 december werd een vrouwtje **Middelste Bonte Specht** *Dendrocopos medius* gevangen en geringd in Nokere, Oost-Vlaanderen. Op 29 december was er bovendien een veldwaarneming van een exemplaar in de Spitaelsbossen in Waregem-Anzegem, West-Vlaanderen.

96 Kleine Alk / Little Auk *Alle alle*, Oostende, West-Vlaanderen, 20 november 2004 (Johan Buckens)



LEEUWERIKEN TOT GORZEN **Strandleeuweriken** *Eremophila alpestris* waren te zien in De Panne; Heist, West-Vlaanderen (c 20); Knokke (26); Nieuwpoort (twee); en Zeebrugge (11). Leuk was de aanwezigheid van een mak exemplaar bij Kruibekke, Oost-Vlaanderen, van 30 november tot 19 december. De laatste **Boerenzwaluwen** *Hirundo rustica* werden waargenomen in Hoegaarden, Vlaams-Brabant, op 14 november en in Assebroek en Brugge, West-Vlaanderen, op 19 november. Een **Grote Pieper** *Anthus richardi* vloog op 1 november over Oostmalle, Antwerpen. Van 7 tot 11 november pleisterde er één in de Achterhaven van Zeebrugge en twee echt late vogels vlogen op 6 december over Tienen, Vlaams-Brabant. Al even verrassend was de aanwezigheid van een **Engelse Kwikstaart** *Motacilla flavissima* op het Noordelijk Eiland in Wintam op 14 november. November was goed voor in hoofdzaak zeer kortstondige waarnemingen van in totaal 90 **Pestvogels** *Bombycilla garrulus* en in december volgden er nog eens 212. Het gemakkelijkst waren de groepen van 20 in Sart-lez-Spa van 15 tot 20 december en in Werbomont, Liège, van 19 tot 23 december en tot 32 exemplaren in Vielsalm, Luxembourg, van 13 tot 26 december. Het westen van het land viel zo goed als uit de boot. Tot 13 november bleef nog een **Beflijster** *Turdus torquatus* ter plaatse in Duffel-Rumst, Antwerpen; op 14 november was er een waarneming van twee exemplaren in Klemskerke en op 20 november werd een eerste-winter geringd in Ethe, Luxembourg. Zangposten van **Cetti's Zangers** *Cettia cetti* situeerden zich in Damme, West-Vlaanderen; Florivalle, Hainaut; Harchies (meerdere); Harelbeke, West-Vlaanderen (twee); Heist; Kortrijk, West-Vlaanderen (twee); Lier, Antwerpen; Lissewege (twee); Neerijse, Oud-Heverlee, Vlaams-Brabant; Raversijde, West-Vlaanderen; Roksem, West-Vlaanderen; en Zeebrugge (drie). In de Zeebrugse Haven werd de hele periode een 10-tal **Graszangers** *Cisticola juncidis* vastgesteld. Er waren bovendien waarnemingen in Raversijde op 16 november en in de Uitkerkse Polders tot ten minste 25 december. Op 2 november was er nog een ringvangst van een **Kleine Karekiet** *Acrocephalus scirpaceus* in Willebroek, Antwerpen, en op 14 november zat er een langs de Schelde in Hemiksem, Antwerpen. **Pallas' Boszangers** *Phylloscopus proregulus* lieten zich nog bekijken in Zeebrugge op 1 november; in Bredene, West-Vlaanderen, van 11 tot 14 november; in Raversijde op 15 en 16 november en in Knokke op 15 november. Een erg 'skulkende' **Raddes Boszanger** *P. schwarzi* werd op 11 november door enkele gelukkige waarnemers gezien in Laiche, Luxembourg. De enige **Bruine Boszanger** *P. fuscatus* verbleef op 7 november in het Willemspark in Heist; deze vogel liet zich bijzonder goed bekijken en riep voortdurend. Op 9 december was er een ringvangst van een **Siberische Tijftjaf** *P. collybita tristis* in Tongeren, Limburg. Een late **Fitis** *P. trochilus* werd op 2 november geringd

in Ingoogem, West-Vlaanderen. Meldingen van (al dan niet zuivere) **Witkopstaartmezen** *Aegithalos caudatus* kwamen van Gent, Oost-Vlaanderen (16 tot 19 november en een ander exemplaar op 22 november); Zwijnaarde, Oost-Vlaanderen (22 november); Epegem, Vlaams-Brabant (twee op 2 december); en Kalmthout, Antwerpen (twee op 6 december). Telkens twee **Buidelmezen** *Remiz pendulinus* lieten zich bekijken in De Fonteintjes in Zeebrugge en op de Bezinkingsputten in Tienen op 14 november. Op 10 december werd er nog één opgemerkt in de Achterhaven van Zeebrugge. **Klapksters** *Lanius excubitor* werden in Vlaanderen opgemerkt in Brasschaat, Antwerpen; Brecht, Antwerpen (drie); Genk; Kalmt-hout; Maasmechelen; Oud-Heverlee; Weelde, Antwerpen; en Wortel-kolonie, Antwerpen. Wallonië scoorde met 28 exemplaren traditioneel weer heel wat beter met deze soort. De klassieke drie **Bonte Kraaien** *Corvus cornix* overwinterden weer in Het Zwin in Knokke. Daarnaast was er alleen een waarneming in Retie, Antwerpen, op 4 december. Een hybride **Bonte x Zwarte Kraai** *C. cornix x corone* werd op 7 december gedetermineerd in de Blaarmeersen in Gent. Een adulte **Roze Spreeuw** *Sturnus roseus* die op 14 november werd opgemerkt in Wijgmaal, Vlaams-Brabant, bleek bij controle al snel een kooring te dragen zodat deze soort voor velen hoog genoteerd blijft op het Belgische verlanglijstje. Een waarschijnlijk mannetje **Witbandkruisbek** *Loxia leucoptera* werd op 8 november enkel frontaal maar wel roepend gezien tussen de Fagne Polleur en de Baraque Michel, Liège. Op 14 november verbleven drie **Grote Kruisbekken** *L. pytyopsittacus* in Genk. In november bereikten ons de waarnemingen van in totaal 188 **Noordse Goudvinken** *Pyrrhula pyrrhula* met een kenmerkend 'teuterroepje'; de waarnemingen concentreerden zich vooral ten oosten van de Schelde. In december was er een daling tot 43 meldingen maar wellicht gingen vele gegevens door gewenning aan het fenomeen gewoon verloren. In totaal werden zeven **Ijsgorzen** *Calcarius lapponicus* gezien, waarvan vier in de eerste helft van november én in West-Vlaanderen. De twee decembeergegevens kwamen uit het binnenland (Kalken-Laarne en Tienen). Er waren waarnemingen van c 300 **Sneeuworzen** *Plectrophenax nivalis*; locaties van pleisterende concentraties (maximaal 100) werden vanwege het gevaar van afvangst door illegale vogelvangsters niet bekendgemaakt. In Wallonië werden drie Sneeuworzen gezien. Op 14 november werd in de IJzermonding in Nieuwpoort – net zoals vorige winter – een **Dwerggors** *Emberiza pusilla* waargenomen.

De hulp van al diegenen die (hun) waarnemingen inspraken op de Natuurpunt-Vogellijn was hier onontbeerlijk. De Natuurpunt-Vogellijn is alleen vanuit België bereikbaar op het nummer 0900-00194 (EUR 0,45/min), de Natuurpunt-Inspreklijn is te bereiken op 0800-11194 (gratis). De Waalse gegevens werden in hoofdzaak geput uit de AVES-website.

Gerald Driessens, Pastoriestraat 16, 2500 Lier, België (gerald.driessens@pandora.be)

Two new owl species Since 1998, already seven new species of small owl have been described, and in 2004 two more were added to the list.

Deepal Warakagoda and Pamela Rasmussen described a new scops owl from south-western Sri Lanka, **Serendib Scops Owl** *Otus thilohoffmanni* (Warakagoda, D H & Rasmussen, P C 2004. A new species of scops-owl from Sri Lanka. Bull Br Ornithol Club 124: 85-105). Already in February 1995, DHW heard and tape-recorded an unfamiliar owl-like vocalization in Kitulgala Proposed Reserve in Sri Lanka. In the following years, the mysterious call was heard on various occasions but it was not until 23 January 2001 before DHW managed to see a bird actually giving the call, which appeared to be a small rufous owl. In February 2001, an individual was located which could be well photographed. The images confirmed that this owl was strikingly different from any other owl species from Sri Lanka. On 4 August 2001, a male was trapped, ringed, measured, photographed and released; this individual was relocated at the same site 2.5 years later. By May 2002, at least 24 individuals in at least five different forests had been discovered, and permission was given by Sri Lankan wildlife authorities to collect a specimen, which was obtained on 9 November 2002 (a female). Serendib Scops Owl lacks ear-tufts but osteological comparisons showed that placement in the genus *Otus* is correct. Although the authors suggested that Serendib Scops Owl is probably most closely related to Reddish Scops Owl *O. rufecens* from the Malay Peninsula and Greater Sunda Islands, further studies are needed to confirm this. Compared with other Sri Lankan species, Serendib Scops Owl only resembles the rufous morph of the local subspecies of Oriental Scops Owl *O. sunia leggei*. At present, c 45 individuals of Serendib Scops Owl are known from five lowland rainforests in the south-western part of Sri Lanka, between 30 and 340 m above sea level. Based on present knowledge of its occurrence and because of the limited range of the five forests – covering only 230 km² – the new species is proposed to be listed as ‘Endangered’. The scientific name honours Thilo W Hoffmann, a conservationist and ornithologist in Sri Lanka.

M Indrawan and S Somadikarta described a new hawk-owl from the Togian Islands, Sulawesi, Indonesia, **Togian Hawk-Owl** *Ninox burhani* (Indrawan, M & Somadikarta, S 2004. A new hawk-owl from the Togian Islands, Gulf of Tomini, central Sulawesi, Indonesia. Bull Br Ornithol Club 124: 160-171). The Togian Islands are a small archipelago off mainland central Sulawesi, where no owl species was known to occur. On mainland Sulawesi, three other hawk-owls were known to occur: the winter visitor Brown Hawk-Owl *N. scutulata* and the Sulawesi endemics Ochre-bellied Hawk-Owl *N. ochracea* and the also recently described Cinnabar Hawk-Owl *N. ios* (cf Dutch Birding 21: 372, 1999). The new owl was first heard and seen on 25 December 1999 at Benteng on Togian, one of the central islands of

the archipelago. In 1999 and 2001, several further observations were made on Togian. In August 2001, also Ochre-bellied Hawk-Owl was found there. Based on observations and interviews, Togian Hawk-Owl is considered to be a resident, breeding locally on the islands Togian, Batudaka and Malenge; vocalizations heard in 2002 on Waleabahi, the easternmost island of the chain, are also believed to be delivered by Togian Hawk-Owl. The species appears to occur mainly in forests. Unfortunately, forest clearing is increasing on the islands. *Ninox burhani* is named after Burhan, one of several inhabitants of Benteng village who are very much involved in the study and conservation of the island’s birds. ANDRÉ J VAN LOON

Ross’ Meeuw bij Scheveningen Aan de Ross’ Meeuw *Rhodostethia rosea* bewaar ik een slechte herinnering. In november 1992 ontdekte Dirk Moerbeek in IJmuiden, Noord-Holland, op grote afstand de naar later zou blijken eerste twitchbare Ross’ Meeuw voor Nederland. DM twijfelde aanvankelijk aan zijn determinatie omdat hij een paar vogelaars zag die geen enkele aandacht besteedden aan de meeuw die hen wél op korte afstand passeerde. Goed, ik was nog jong en onervaren maar toch: *één van die vogelaars was ik*. Sindsdien had ik nog een rekening openstaan met deze soort. En iedere keer als de nieuwe Dutch Birding op de deurmat plofte, werd ik daar dankzij het logo weer fijntjes aan herinnerd.

Op de vrij stormachtige zaterdagmiddag van 20 november 2004 besloot ik nog even in Scheveningen, Zuid-Holland, te gaan vogelen, met het idee dat er wel eens Kleine Alken *Alle alle* zouden kunnen zitten. Vanaf het zuiderhavenhoofd zag ik in het gezelschap van Lucas Kaaij en Bas Noorderbos inderdaad een Kleine Alk zwemmen. Om 14:45 besloten we een uurtje zee-trek te gaan tellen. Ik was amper drie minuten bezig en had nog geen vogel genoteerd, toen ik op c 50 m achter me tussen enkele Kokmeeuwen *Larus ridibundus* en Drieteenmeeuwen *Rissa tridactyla* een kleine meeuw zag foerageren. Het is al jaren een gewoonte van me om alle Dwergmeeuwen *L minutus* – of meewuwtjes die daar op lijken – te checken, dus ook nu tilde ik mijn kijker op. Toen ik vervolgens een ‘knalroze’ meeuw zag vliegen dacht ik aanvankelijk dat mijn waarnemingsvermogen was verminderd door de lichte kater die mijn hoofd teisterde. Maar deze vogel had toch echt ook een hele brede witte vleugelachterrand en – verrek – geen zwarte maar *grijze* ondervleugels! Vol ongeloof schreeuwde ik, wat gezien de afstand volstrekt overbodig was, richting BN en LK: ‘Ik sta hier toch niet naar een Ross’ Meeuw te kijken, hè!?!’. Om de vogel wat beter te zien trok ik een stevige sprint richting de plek des (on)heils. Nu zag ik de vogel op c 15 m afstand en kon ik er niet meer onderuit: dit was wel degelijk een adult-winter Ross’ Meeuw! Met enkele telefoontjes werd het nieuws wereldkundig gemaakt.



97 Ross' Meeuw / Ross's Gull *Rhodostethia rosea*, adult, Scheveningen, Zuid-Holland, 23 november 2004 (Arnaud B van den Berg) **98** Ross' Meeuw / Ross's Gull *Rhodostethia rosea*, adult, Scheveningen, Zuid-Holland, 23 november 2004 (Edwin Winkel) **99** Ross' Meeuw / Ross's Gull *Rhodostethia rosea*, adult, Scheveningen, Zuid-Holland, 23 november 2004 (Jack Folkers)



Ik was te onrustig om de vogel door te piepen omdat ik er eerst enkele lokale vogelaars bij wilde halen. Daarom vroeg ik Michel de Lange om deze niet geringe taak op zich te nemen. Goed, nu wist iedereen het, maar de vogel was inmiddels wel mooi verdwenen. De angst dat hij misschien wel weer weg was bekeef me, aangezien me dat begin 2004 op precies dezelfde plek al was overkomen met een Kleine Burgemeester *L. glaucoides*. En dat op een dag dat ik tegen mijn gewoonte in geen fotospullen had meegenomen! De toegesnelde Arjan Dwarshuis bracht echter redding; hij kwam op het lumineuze idee om aan de voet van het havenhoofd te gaan zoeken, waar hij de meeuw na 20 minuten terugvond. Uiteindelijk werd het beest voor donker nog door c 60 toegesnelde vogelaars waargenomen. De volgende dagen bleek de meeuw gelukkig nog aanwezig; dit tot vreugde van naar schatting 500 waarnemers, waaronder opvallend veel Belgen en zelfs enkele Duitsers, Engelsen, Fransen en een Italiaan. Op zondag bracht de vogel nog enige troost voor de mensen die voor niets waren afgereisd naar de Groningse Haakbekken *Pinicola enucleator*. Tijdens zijn verblijf verplaatste de Ross' Meeuw zich tussen Kijkduin tot 2 km ten noorden van de Pretpier, een afstand van zeker 6 km, maar meestal was hij – fraai – te zien vanaf het noorder- en zuiderhavenhoofd. Op 23 november kreeg de vogel zijn '15 minutes of fame' in een uitgebreide reportage op het journaal van de lokale zender TV West en op de 25e stond er een stuk in de Haagsche Courant. Hij werd dagelijks gezien tot en met 24 november; na twee blanco dagen verscheen de vogel op 27 november nog eenmaal voor een uurtje bij de havenhoofden. Op 29 november zag Nick van der Ham om 09:20 hoogstwaarschijnlijk hetzelfde exemplaar kort ter plaatse en vervolgens in noordelijke richting vliegen bij Camperduin, Noord-Holland, dé hotspot voor deze soort in Nederland.

Hoewel deze waarneming alweer het 12e geval van deze soort voor Nederland betekent, was dit pas de derde twitchbare en de eerste waarneming sinds 1998. Na de twitchbare tweedejaars vogels in november 1992 en november 1995 bij IJmuiden was dit dé kans voor een nieuwe generatie vogelaars om de soort op hun lijst bij te schrijven. Daarnaast was het voor de oude garde ook nog de eerste mogelijkheid om eens een adulte vogel te zien, dit ondanks het feit dat volwassen vogels in ons land algemener zijn dan onvolwassen (verhouding 3:1). Tegenwoordig kan ik het logo van Dutch Birding een stuk beter waarderen dan in het verleden (prachtlogo). Alhoewel, ik had er nu dus al twee...
VINCENT VAN DER SPEK

Ross's GULL On 20-24 and 27 November 2004, an adult-winter Ross's Gull *Rhodostethia rosea* was present at Scheveningen, Zuid-Holland, the Netherlands. Probably the same bird was seen flying north at Camperduin, Noord-Holland, on 29 November. During its stay, c 500 birders observed the bird. It is the 12th record but only the third twitchable ever, the first twitchable adult and the first record in six years. The other twitchable ones were second calendar-year birds in November 1992 and November 1995, both at IJmuiden, Noord-Holland.

Giervalk bij Tibma Op maandag 20 december 2004 om 13:05 trof ik (Oane Tol) Eddie Douwma die aan het ganzen tellen was in de Engwierumerpolder, Friesland. Na een kort gesprek vervolgden we beiden onze weg, ED richting De Kolken en ik naar de Ezumakeeg. Nog maar net aangekomen en tijdens de eerste blik over het noordelijke deel van de Ezumakeeg en de Bochtjesplaat ging mijn telefoon; het was ED met de vraag of ik interesse had om een Slechtvalk *Falco peregrinus* te fotograferen die vrij dicht bij op een paal zat. Ik stapte gelijk in de auto; ED stond op de Kolksterwei, een smal weggetje bij Tibma, Friesland, en om de valk niet te verjagen moest ik mijn auto naast die van hem parkeren. Wel moest ik de auto uit om de achterdeur te openen en mijn telescoop te pakken. Nog voordat ik de eerste foto door mijn telescoop gemaakt had riep ik 'is dit wel een Slechtvalk?' en 'hou goed de poten in de gaten of de vogel ook ringen of riempjes draagt'. Ik kon snel achter elkaar vier foto's nemen voordat de valk zich van de dampaal liet 'vallen' en laag over de weilanden in westelijke richting wegvloog, alle aanwezige vogels in grote paniek achterlatend. Ook ganzen gingen de lucht in en de valk sloeg zelfs nog even op een Brandgans *Branta leucopsis*. Door de grote paniek en het tegenlicht raakten wij de laagvliegende vogel kwijt. Hierna hebben we nog anderhalf uur gezocht, echter zonder resultaat. Een beetje bijgekomen van de eerste schrik en na het raadplegen van de vogelgids waren we het er over eens dat het om een onvolwassen donkere vorm Giervalk *F. rusticolus* zou kunnen gaan! Volgens ED, die de poten goed had kunnen zien, droeg de vogel geen ringen of veters. Hij was groter dan een vrouwtje Slechtvalk en had bredere en rechttere vleugels en een duidelijk langere staart. Wat kleur betreft leek hij vliegend in het zonlicht bruiner dan toen hij op de paal zat en meer leigrijs overkwam. De foto's zijn op een afstand van 85 m genomen en onder anderen naar Peter van Geneijgen en Jan van Dijk (Werkgroep Slechtvalken Nederland) en

100 Giervalk / Gyr Falcon *Falco rusticolus*, juveniel,
De Kolken, Tibma, Friesland, 20 december 2004
(Oane Tol)



Dick Forsman gestuurd. Alledrie bevestigden ze dat het inderdaad om een juveniele Giervalk ging. DF voegde er aan toe dat de foto's sterk overeenkwamen met die van de Giervalk die van 24 november tot en met 19 december in Noord-Denemarken bij Tipperne, Vestjylland, werd gezien. De optie dat het om dezelfde vogel zou kunnen gaan kon geschrapt worden toen bleek dat Albert Hidding de Giervalk al op 19 december in De Kolken op video had vastgelegd, echter zonder zeker te zijn van de determinatie. Op die datum kwam de vogel van ver aanvliegen, landde even tussen de Brandganzen, zat kort op een hek en verdween toen in westelijke richting. Op 25 december volgden nog onbevestigde waarnemingen in de omgeving, en wel buitendijks bij Nes, Friesland, bij Anjum, Friesland, en op de Ballastplaat, Groningen. De vogel van De Kolken betreft mogelijk dezelfde vogel als het exemplaar dat op 13 november 2004 bij Holwerd, Friesland, werd gefotografeerd (cf Dutch Birding 26: 433, III, 2004), slechts ca 20 km ten noordwesten van de Kolken. Hoewel in de tussenliggende periode wel rond Holwerd is gezocht kan een Giervalk in dit uitgestrekte gebied (met name buitendijks) gemakkelijk ongezien blijven. Eerdere ervaringen met een juveniele Giervalk bij de Eemshaven, Groningen, in februari-april 1987 geven aan dat de soort een gebied van vele 10-tallen km² nodig kan hebben en daardoor lange periodes onvindbaar kan zijn. EDDIE DOUWMA & OANE TOL

GYR FALCON On 19-20 December 2004, a juvenile dark-morph Gyr Falcon *Falco rusticolus* was briefly observed and photographed by a few birders near Tibma, Friesland, the Netherlands. It possibly concerns the same bird that was seen on 13 November 2004 near Holwerd, Friesland, c 20 km to the north-west (cf Dutch Birding 26: 433, III, 2004).

Buffelkopeend te Barendrecht Op 20 november 2004 werd een onvolwassen mannetje Buffelkopeend *Bucephala albeola* gemeld op de Gaatkensplas bij Barendrecht, Zuid-Holland, en Leon Boon was de eerste die de determinatie met zekerheid doorgaf. Doordat deze vogel zich tot op enkele 10-tallen meters liet bekijken en geregeld op de oever stond kon al snel met foto's worden aangetoond dat hij aan beide poten ongeringd was. Dit is voor deze soort een eis voor eventuele aanvaarding door de CDNA. Alle eerdere waarnemingen in Nederland betroffen vogels waarvan werd vastgesteld dat ze geringd waren of waarbij het onmogelijk was om de poten goed te zien. De vogel werd tot 6 december op de Gaatkensplas gezien en dook opnieuw op vanaf 11 januari 2005.

Al eerder, op 5 november 2004, had Ruud van Beusekom nabij de trektelepost langs de IJmeerdijk, Flevoland, een eerstejaars mannetje Buffelkopeend in een grote groep duikeenden gevonden. Later op de dag verplaatste deze vogel zich naar een andere plek op het IJmeer en was het best waarneembaar vanaf Muiden, Noord-Holland, zij het op grote afstand en te midden van net gearriveerde groepen Brilduikers *B clangula*. Hier werd hij tot 19 november onregelmatig gezien.

Door de grote afstand waarop de vogel zich vaak bevond kon echter niet met 100% zekerheid worden vastgesteld dat beide poten ongeringd waren.

Aanvankelijk was het een onderwerp van discussie of het in beide gevallen om dezelfde vogel ging. Dit leek aannemelijk omdat beide op de linkerachterflank een zelfde lichte ronde vlek hadden en de waarnemingsperiodes eerst geen overlap vertoonden. Vanaf 12 december 2004 werd echter opnieuw een eerstejaars mannetje op het IJmeer nabij Muiderberg, Noord-Holland, gezien. De vogel liet zich nu ook hier op veel kortere afstand bekijken waardoor met videobeelden kon worden aangetoond dat hij aan zijn rechterpoot een gevangenschapsring droeg. Het lijkt waarschijnlijk dat het dezelfde vogel was als in november. Al in oktober 2004 waren dichtbij het IJmeer, op de Lepelaarsplassen, Flevoland, foto's gemaakt van een toen als adult vrouwtje gedetermineerd exemplaar met een soortgelijke ring.

Geslacht en leeftijd konden worden bepaald op grond van de blauwgrijze bovenstaartdekveren (bij een vrouwtje zijn deze bruin), de grote witte vlek op de zijkop die soms (afhankelijk van hoe de kruinveren werden opgezet) op het achterhoofd aaneensloot (bij een vrouwtje is deze vlek kleiner en sluit niet aan op het achterhoofd), de blauwige glans op de kop (bij een vrouwtje is de kop bruin) en de wit gemarmerde flanken (bij een vrouwtje zijn deze grijs). De poten van de Barendrechtse vogel waren grijs overgaand naar vleeskleur, iets wat goed past bij jonge vogels, evenals enkele poedersuikerachtige vlekjes boven de witte kopvlek.

Buffelkopeend is 's winters talrijk langs onder meer de oostkust van Noord-Amerika en dient op basis van verspreiding, trekgedrag en populatiegrootte in staat te worden geacht als wilde vogel het West-Palearctische gebied te bereiken. In de 'A-categorie' van onder meer Brittannië en IJsland staan thans meerdere gevallen. Helaas wordt het beeld van het voorkomen zoals bij veel ganzen en eenden Anatidae vertroebeld door ontsnapte vogels die gelukkig vaak geringd zijn. Indien aanvaard gaat het bij de Barendrechtse vogel om een nieuwe soort voor Nederland. MAX BERLIJN

BUFFLEHEAD From 20 November to 6 December 2004 and again from 11 January 2005, an unringed first-year male Bufflehead *Bucephala albeola* was present on the Gaatkensplas, Barendrecht, Zuid-Holland. If accepted, this is a new species for the Netherlands. In the same period, from 5 to 19 November and again from 12 December, a first-year male wearing a captivity ring was present at IJmeer, Flevoland/Noord-Holland (although, in principle, two birds could be involved at IJmeer and the presence of a ring could not be ascertained in November).

'Trompetgoudvinken' Vanaf half oktober 2004 werden op diverse teleposten in Nederland in toenemende aantallen doortrekkende Goudvinken *Pyrrhula pyrrhula* gemeld. Deze invasie bereikte zijn hoogtepunt in de laatste week van oktober om na half november sterk te luwen. In totaal werden op alle trekteleposten in de



101 Noordse Goudvink / Northern Bullfinch *Pyrrhula pyrrhula*, adult of eerste-winter mannetje 'trompetgoudvink' / 'trumpeter bullfinch' (links) en Goudvink / Central European Bullfinch *P p europaea*, eerste-winter mannetje, Bloemendaal, Kennemerduinen, Noord-Holland, 1 november 2004 (Arnoud B van den Berg/Vrs van Lennepe)

genoemde periode bijna 1400 vogels geteld, tegen ruim 300 in 2003, c 175 in 2002 en ruim 500 in 2001. Deze aantallen moeten in het licht worden gezien van een recente, sterk toegenomen belangstelling om trektellingen te verrichten maar desondanks kan worden gesteld dat 2004 een erg goed, zo niet het beste jaar ooit voor de trek van deze soort was. Hetzelfde werd niet alleen vastgesteld in België, Brittannië (met record-aantallen op Shetland, Schotland) en Zuid-Scandinavië, maar ook in Midden- en Oost-Europa en westelijk tot in Ierland en IJsland (waar in totaal 33 exemplaren werden gezien). In het verleden betroffen invasies van Goudvinken in deze landen voornamelijk Noordse Goudvink *P p pyrrhula* uit Scandinavië en Rusland. Ook bij de invasie van 2004 leek dat het geval. Echter, dit keer werd door diverse waarnemers vrijwel direct opgemerkt dat de vogels een andere roep hadden. De roep klonk lager en nasaler dan het bekende Goudvink-fluitje en was minder makkelijk na te fluiten. Het geluid deed denken aan een kindertrompetje, vandaar de bijnamen 'trompetgoudvink' of (in België) 'teuter'; in Brittannië spreekt men van 'trumpeter bullfinch' en in Duitsland en Oostenrijk van 'Trumpetgimpel'. Aanvankelijk ontstond zelfs verwarring met de roep van Witbandkruisbek *Loxia leucoptera* en Woestijnvink *Bucanetes githagineus*.

Omdat ook waarnemers in Scandinavië deze roep niet bleken te kennen, leidde het fenomeen al snel tot talloze, soms wilde speculaties over de identiteit en herkomst, waarbij aan een Aziatische populatie werd gedacht. Arnoud van den Berg en Magnus Robb (in litt) toonden met geluidsopnamen aan dat ook bij de invasie

van 2001 in Nederland 'trompetgoudvinken' waren betrokken en uit zuidoostelijk Noord-Brabant werd van dat najaar eveneens een melding van 'vreemd' roepende Goudvinken bekend. Inmiddels zijn geluidsopnames opgedoken van 'trompettaars' uit Utsoki in Noord-Finland, nabij de Noorse grens, in juni 2003 van Mark Constantine en Killian Mullarney (Magnus Robb in litt) en Komi in het noordoosten van Europees Rusland in juni 2002 en 2004 van Annika Forsten (Gunter De Smet in litt). Omdat deze opnamen in de broedtijd binnen het normale verspreidingsgebied van Noordse Goudvink zijn gemaakt en qua tijdstip niet aansluiten op invasies mag worden aangenomen dat Goudvinken met een trompetgeluid dichterbij West-Europa broeden dan velen veronderstelden. Inmiddels wordt dan ook wel gesproken over 'Komi-goudvinken' en in Duitsland over 'Taigagimpel'.

Behalve over de roep en de herkomst ontstond met name op internet een discussie over de morfologische herkenning. Het onderscheid tussen Noordse Goudvink en 'onze' Goudvink *P p europaea* is, ondanks een behoorlijk verschil in formaat, in het veld niet altijd makkelijk. Wel is zowel de boven- als onderzijde in beide geslachten iets anders getint. Foto's van dezelfde vogels onder verschillende invalshoeken laten echter relatief grote verschillen zien in kleur van mantel en borst. Noordse heeft een grotere witte stuitvlek en mogelijk meer wit op de benedenbuik maar opnieuw geldt dat dit in het veld vaak lastig is te beoordelen. Ook de vleugelstreep gevormd door de lichte toppen van de grote dekveren wordt vaak als verschil genoemd maar in de praktijk blijkt dat de hoeveelheid wit in de

vleugelstreep afhankelijk is van leeftijd en ruistadium. Sommigen beweren zelfs dat 'trompetgoudvinken' witte vlekken of strepen op de onderzijde van de buitenste staartpen (t6) hebben. Dit kenmerk komt vaak voor bij de oostelijke ondersoort *P p cassinii* en wordt daarom ook wel 'cassinii-streep' genoemd. Ook hier bleek echter sprake van 'vals alarm' omdat (oud) onderzoek aan onder meer Finse en Zweedse populaties reeds aantoonde dat deze vlek of streep bij c 20% voorkomt. Bovendien hadden lang niet alle waargenomen 'trompetgoudvinken' dit kenmerk. Na een analyse van alle berichten is tot dusverre behalve het formaat geen enkel 'kenmerk' naar voren gekomen dat Noordse Goudvink diagnostisch onderscheidt van Goudvinken in westelijk Europa, laat staan dat er een betrouwbaar uiterlijk kenmerk voor 'trompetgoudvinken' zou zijn! Een en ander zou kunnen leiden tot de conclusie dat hier sprake is van een ornithologische 'storm in een glas water'. Het fenomeen dat trompetterende Goudvinken onbekend waren roept echter vragen op en is een aanwijzing dat dit jaar sprake was van een grote invasie van 'noordoostelijke' Goudvinken uit een ander gebied dan normaal. Daarom wil ik hierbij een oproep doen om waarnemingen van Goudvinken naar mij te zenden met zo veel mogelijk details over uiterlijke kenmerken, roep, groepsgrootte, geslachtsverhouding, biotoop, voedsel etc. Deze informatie ontvang ik bij voorkeur per e-mail: Frank Neijts, Jacobus Deckerstraat 75, 5616 JR Eindhoven, telefoon 040-2523270 of 06-20597116, e-mail frankneijts@tiscali.nl. Begin januari 2005 bleken op veel plaatsen nog 'trompetgoudvinken' rond te han-

gen, dikwijls in groepen van vijf tot 20 of zelfs méér exemplaren. In zuidoostelijk Noord-Brabant was dat voornamelijk op vochtige plekken in beekdalen en op heidevelden met veel opslag van berk, populier en els (inderdaad 'taiga-achtig'). Tot voor kort bleek berkenzaad het hoofdvoedsel maar in januari waren veel vogels overgeschakeld op onder meer knoppen van iep en zaden van es en esdoorn. FRANK NEIJTS

'TRUMPETER BULLFINCHES' By mid October 2004, an unusual invasion of Northern Bullfinches *Pyrrhula pyrrhula* became apparent in the Netherlands and elsewhere in Europe. Many observers noted a strange, trumpeter-like call from at least a number of birds. This resulted in wild speculations about their origin, influenced by controversial descriptions of morphological features. Soon it appeared that this call was also heard and recorded on tape in the Netherlands during the invasion in autumn 2001, in northern Finland in June 2003 and in Komi Republic, (European) Russia, in June 2002 and 2004. Therefore, it appears that the birds may have originated from less far away than at first supposed. An analysis of the many plumage descriptions led to the conclusion that no features could (yet) be found in which the 'trumpeter bullfinches' differ from nominate Northern Bullfinch. Even the differences with the central European subspecies *P p europaea* seem, apart from size and proportions, very slight. By early January 2005, numbers of 'trumpeter bullfinches' still moved about in small groups in the Netherlands.